


The Leader

THE NEWSLETTER OF THE GRANITE BAY FLYCASTERS



November 2025

<https://gbflycasters.org>

Leader's Line

by Robert Farley, GBF President

I hope everyone is going out and doing some fishing. The weather right now is fantastic, and a little rain does not hurt everything.

November kicks off the club's membership renewal effort. Membership renewals fund the club's operation.


The Annual Swap Meet and Chili cook-off is on Saturday, December 6th. Remember, the chili cook-off recipe you have may win bragging rights for the best chili.

The December General Meeting is our annual Holiday Potluck. See a separate article following with more details.

Please think about donations to our Annual Dinner. Any items—fishing and non-fishing—will be greatly appreciated. Non-fishing items can be gift certificates, services, gift baskets, wines, trips, Group BBQ catered, anything you may think the people would love to have or do. Remember donating before December 31st so you can get a tax write-off for 2025.

Ed Lloyd (916-220-2870) is the dinner chairman. The success of the dinner depends on the prizes donated and the volunteers to help run it.

Don't forget the November 11th Veteran's Day Fish-out at Discovery Bay, in the delta (bass), with **Mike McKinley**, Fish-out Leader.



Monthly Program



Our speaker this month is **Jon Martin Hubbard**, a local fly fishing guide who began fly fishing at 13 on the freestone rivers of the west slope Sierra Nevada's. After discovering tailwater steelhead at 18, these fisheries and anadromous fish quickly became his passion. Jon has 30 years of fly fishing experience and has fished and guided in Alaska, Montana, Idaho, and Colorado. You can also occasionally find him behind the counter at Fly Fishing Specialties. His favorite pastime, of course, is sharing his knowledge and experience on the water with his guests and friends.

All of which provides the background for his presentation topic: "Winter & Spring Steelhead Fly Fishing in the Central Valley: An Overview of Valley Fisheries & Tactics"

IN THIS ISSUE

2025 Holiday Potluck Dinner	5
Annual Swap Meet and Chili Cook-Off	4
Classified Ads	4
Discovery Bay Fishout	2
Fly Tyer's Corner	7 - 8
It's Salmon Egg Time	6
Leader's Line	1
Library Notes	6
Monthly Program	1
Monthly Schedule	2
Officers	9
WANTED - Snack Volunteers	3

NOVEMBER 2025						
SUNDAY	MONDAY	TUESDAY	WEDNESDAY	THURSDAY	FRIDAY	SATURDAY
						1. Net Building Workshop Fall Upper Sac Fishout Nov. 1 - 2 →
2. Fall Upper Sac Fishout Nov. 1 - 2 →	3.	4.	5. Annual Dinner Planning Meeting	6.	7.	8.
9.	10.	11. Board of Directors Meeting Veteran's Day Discovery Bay Fishout	12.	13. General Meeting	14.	15.
16.	17.	18.	19.	20.	21.	22.
23.	30. 24.	25.	26.	27.	28.	29.

Discovery Bay Fishout, Tuesday, November 11, 2025

by Mike McKinley, Fishout Leader



It is that time again for some Striper Action. Stripers have moved in for the winter. We will again travel to Discovery Bay for a day of fishing for Stripers, Largemouth Bass, Crappie, and Red Ear/Blue Gills. Discovery Bay is located on the south side of Stockton off Highway 4, and is a protected residential development on the water, with huge houses with private docks.

There is a long rock jetty that goes out to the delta entrance of the community, all great for bass fishing. This is all a 5 MPH zone, so it is great for float tube and pontoon boats to fish from. There is a tide,















but little-to-no current, unless you go out to the entrance and right side of the little light house, and then you will fight the current.

Fishing can be great because you have a variety of species to target, with all being great little fighters. There is also a chance of hooking a large striper or LMB over 5 pounds where we target more on the stripers in the bay. I'm looking forward to seeing all of you on this annual and successful fishout. Open to all members with boats w/motors, pontoons, and float tubers. More details can be found [HERE](#) on the website. If you have any questions or would like to sign up, contact me at mckinley0751@gmail.com.


WANTED - Snack Volunteers



Your Fly Fishing Club regularly NEEDS volunteers for the General Meeting Snack        Break.

Please sign up now for 2026!

You don't have to make a big deal out of it; a few cracker choices, assorted cheese, large bag Chips  (potato/corn, etc.) fruit        or anything you might like as a snack that you can buy. Example: dip (hummus any flavor)  will do, sliced salami  with cheese and cracker, most stores have a Combo Flat  that works for snacking. Heck, even a couple of large Pizza's    would do!

A flat of water - smaller bottles preferred.

Of course, if you enjoy cooking , that's all the better, but no pressure, keep it simple.

You are reimbursed up to \$100 smack-a-roos, see the treasurer  at the meeting for reimbursement, or donate the snacks if you like. 

Text me at 415-716-0666, or email hsandigo@icloud.com

Thank You,

Henry Sandigo, facilities guy

Annual Swap Meet and Chili Cook-off
Saturday, December 6, 2025

It's only about four weeks away from the Annual Swap Meet and Chili Cook-Off. First, check to see if you have put it on your calendar so you won't miss it. Second, if you're planning on selling that extra gear that is taking up valuable garage or closet space, get it sorted out and ready for the swap meet. Third, be sure to dust off your special chili recipe and tune it up to enter it in the cook-off.

I repeat, seasoned club members know this is the event where you'll find the best deals around on fly rods, fly reels, fly lines, waders, boots, hackle, thread, split shot, fly tying vices, wading vests, thermals, and anything else you can possibly think of related to fly fishing. There will be flies hand tied by members selling for less than \$1.00 each. There will be too many items available to mention here, just know you won't go home empty-handed. Additionally, you might win a fly box with four dozen flies that is raffled off for just showing up.

To get the best deals—be there no later than 8:30 AM (by 10 AM everything is pretty much bought, sold or eaten). Sellers should reserve table space by contacting **Drake Johnson** (1drakej@comcast.net or **916-532-3073**). **There will be a sign-up sheet at the November meeting. You can also sign up through the Club Calender [at this link](#).** You should plan on being set up and ready to go by 8:30 AM. Additionally, it will help you sell stuff if you put price tags on the items you are selling. Large items such as pontoon boats, prams, etc. should be displayed outdoors on the deck or the parking lot.

Chili Cook-off Contest – Here's your chance to win braggin' rights as the best chili maker in GBF. Winner will be selected by who gets the most votes.

To participate:

1. Bring your chili in a crock-pot with a serving spoon, and pre-warmed.
2. Name your chili (This is important, because the name is what is used for voting).
3. Bring a short extension cord for your chili and label it.
4. Winner will receive a fly box with four dozen flies.

Continental Breakfast!

We'll continue to have a continental style breakfast available for \$3.00, and complimentary coffee and water.

Remember:

1. Get here at 8:30 AM for the best selection. Sales will start as soon as sellers are ready.
2. Stay late for the best price.
3. Bring cash.
4. Feel free to bring your boats, float tubes, prams, pontoons, etc., but set them up outside (with price and seller name). Those things usually sell better if they are inflated (with air).
5. Bring a friend. Bring your checkbook.

Granite Bay Flycasters Classifieds

To place a classified ad, you must be a member in good standing of the Granite Bay Flycasters. Classified ads will run for only one issue of The Leader, unless the seller requests it to run longer. Submit your listing to: editor@gbflycasters.org. All ads must be submitted by the 15th of the month to be included in the following month's Leader.

The 2025 Holiday Potluck Dinner



The annual club potluck dinner will occur on December 11th. The clubhouse doors will open around 5:30, and dinner will start between 6:00 and 6:30. Get there early, latecomers will be assigned KP duty. Here's what to bring based on the first letter of your last name:

- A-E: Entrees
- F-K: Appetizers
- L-Q: Salads
- R-Z: Desserts

Here are some helpful hints:

- Bring an extension cord – with your name marked on it – if your dish needs to be kept warm (slow cooker; crock pot; warming plate, etc.).
- Same thing with serving plates and utensils: mark them, too – this is a rough crowd.
- The club will provide napkins, paper plates and plastic utensils.
- The club will also provide hot coffee, sugar/sweetener, bottled water and some sodas.
- A limited amount of spices – think salt and pepper – will be available.

Check your email for any late breaking news or email/call me if there are any questions.

Kim Lloyd
 (916) 425-7680
kc.lloyd@comcast.net

WE ARE SERIOUS ABOUT FLY TYING...



OUR FLY TYING STAFF

BRETT DRURY
Fly Tying Instructor
Renowned Fly Tyer, Sacramento Area

RICK ANDERSON
Contract Fly Tyer
Montana Fly Company

RON SPERONI
Contract Fly Tyer
Pacific Fly Group

MORGAN THALKEN
Contract Fly Tyer
Umpqua Feather Merchants

CONNECT WITH US ON:






WWW.FLYFISHINGSPECIALTIES.COM

...COME IN AND SEE FOR YOURSELF - IF YOU NEED IT, WE HAVE IT!

3630 TUPELO DRIVE, CITRUS HEIGHTS, CA 95621 (916) 722-1055 HOURS: MON-FRI 10-6, SAT 9-5, SUN 10-4

"They have the largest selection of fly tying materials in California!" - Andy Burk

Library Notes

by Gary Gale, Librarian

I wanted to share the upcoming library functions as we close out 2025 and head into 2026. I believe the library continues to serve the GBF community well.

I was surprised one day when former GBF president, **John Hogg**, casually dropped that he had built the display cabinet that the library uses, and the way he talked about it suggested the pride of having had a role in establishing the library, and that it was still in use to the present day. The library has essentially been stocked with donations taken in over the years. New items are simply given the next sequential number (within four categories). There is no specific organization by author, sub-topic, etc. We use a paper system to check in and check out the items.

From the start, I have wanted to re-organize the library to make items easier to find, easier to track, and to track item usage to further shape the content of the library. I would like to say that with the work that **David Harvey** and I have done, we have probably doubled the usage of the library. We have also spent time organizing a hidden trove of donated books.

Tying all of these issues together, John Hogg's shelves are basically at capacity, and that is fine. We need to sell a variety of books that we have duplicates of, or if they are not duplicates, there are titles that we have too many in that particular group to display all of what we have.

I will be putting out about 30 copies of select books for sale in November and January's meetings. Prices are generous, books are marked \$3, \$5, and \$7. Proceeds will be split between the library (new stuff) and the club treasury. More will follow.

This brings up a secondary item. Given that we are at capacity, I am requesting that new donations be limited to 3 books at a time. Magazine donations (which we organize and give away) should be limited to *California Fly Fisherman* (last five years) and *Fly Tyer*. Those were noted to be the favorite giveaways.

December has a holiday dinner as opposed to a meeting. When we return in January, you will find that the website listing of the library will be updated (last done in 2018). I am hoping to have in place a way that the updated inventory can be searched (back at my desk during the meeting) by keywords as to author and title, so it will be easier to find something. Looking forward to a successful 2026!



L³ Rods
Custom Fishing Rods
Supplies and Classes

Larry L. Lee
5645 St. Claire Way
Citrus Heights, CA 95621

web: www.L3rods.com
email: LLLEE@L3rods.com
(916) 962-0616 O
(916) 601-7853 C

It's Salmon Egg Time November 12, 2025

by Frank Stolten, Program Manager

It's November, which means it's time to get ready to deliver salmon eggs to local schools. Why do that? Simple, the salmon have already done their part, so now it's up to us to help complete the life cycle by providing resources to schools and teachers to educate young students in understanding the basic science behind all this happening. To facilitate this, GBF supplies refrigerated aquariums to trained teachers, who use them to teach about anadromous fish like salmon—fish that hatch in freshwater, mature in the sea, and return to their birthplace to spawn. To make it all work, we need a few volunteers to help deliver salmon eggs. No experience necessary, just a few enjoyable hours to participate in this fun and rewarding program. To help or get more information, contact Frank Stolten at fstolten@comcast.net.

Bill Carnazzo Fly Tyer's Corner
(Taken from the Article Written in November 2010)

Fly Patterns - Bill's Twilight Pinkie



Bill's Twilight Pinkie

Materials:

Hook:	Tiemco 100, or 900BL, or similar dry fly hook, #16 or 18
Thread:	Dun 8/0
Tail:	Light dun Microfibbets
Abdomen:	Light pink dubbing, very fine in texture
Ribbing:	Fine gold wire
Hackle:	Light dun neck or saddle hackle
Wing:	Light dun turkey flats
Thorax:	Same as abdomen

Description


The Upper Sac is generally not a dry fly venue, at least in my experience. There are some exceptions: the fish will take large October Caddis adult imitations in the late fall and winter; there are, at times, small caddis that bring the fish up during the late afternoons and evenings; there can be good BWO (*baetis*) hatches on certain days, particularly those that are cloudy and misty; and, most evenings there are small, delicate, pink-bodied mayflies that will produce some surface activity in tailouts and riffle water during that last hour before dark. Sometimes the pinkies, as I call them, will be duns; at other times they will be spinners. There are also times when both are on the water, and it's up to the angler to parse out which one the fish are after. I have seen these beauties on other streams, and they are always very slender and delicate in their light pink dress.

My Twilight Pinkie, developed over a long period of time on this lovely river, is designed to imitate the small, pink-bodied mayfly dun. I also have a pattern for the spinners, but I'll leave that for a future article.

Tying Instructions

For best viewing: (1) Maximize your Computer Screen Window. (2) Type "Ctrl + or -" to enlarge or contract the photograph display. (3) Use the Horizontal and Vertical Scroll Bars to scroll right and up/down to display larger photos on your screen.

1. Smash the hook barb (the 900BL is already debarbed) and place the hook in your vise. Cover the hook with thread back to the hook bend, beginning at mid-point on the shank.
2. Place a tiny ball of dubbing at the rear end of the shank. This will help separate the tail fibers.
3. Cut three microfibbets from the skin, measure them to about 1.5 times the length of the hook shank, and tie them in on the far side of the hook just ahead of the dubbing ball. Repeat this process on the close side of the hook. If you have done it correctly, the fibbets will be slightly flared.



Steps 1, 2, & 3

Continued on Page 8

Fly Tyer's Corner - Continued from Page 7



Step 4

4. Move the thread forward to the 1/3 point behind the eye. Cut a small segment of light dun turkey flat from the feather and tie it in at this point with the tips facing forward. The length should be slightly longer than the hook shank. Pull the turkey up and to the rear and place a few thread wraps in front of it to stand it up. Take a few thread wraps around the base of the feather, and return the thread to the point where the tail was tied in. Place a tiny drop of super glue at the base of the wing.

5. Tie in a piece of fine gold wire. Dub a sparse, tapered abdomen with the pink dubbing. End the abdomen at the base of the turkey wing post.
6. Rib the abdomen with the gold wire, and tie it off at the front end of the abdomen.



Steps 5 & 6



Steps 7, 8, & 9

7. Tie in a properly sized hackle at the base of the turkey wing post, with the feather tip pointing rearward.
8. Dub a small thorax behind and ahead of the wing post. The thorax should be slightly heftier than the slim abdomen.
9. Grab the tip of the hackle with your hackle pliers and wrap the feather slightly up and then back down the wing post to the hook shank. On the way down, be sure to place each wrap below the prior one. Tie off the hackle in front of the post and apply a tiny drop of super glue at that point. Cover the thread wraps with a tiny bit of dubbing, leaving room for a thread head. Whip finish.

Tying & Fishing Tips

1. The pink dubbing must be very light in color; bright pink seems to turn the fish off.
2. If there are a few hackle fibers that stick out below the shank, trim them off. I believe that the fly needs to sit down right in the surface film. I have tied pinkies in the standard "Catskill" style, but the parachute style seems to perform better.

"Think pink," and.....see ya on the creek!

Enjoy, and see ya on the creek...!!!

Granite Bay Flycasters

Mission: The organization is dedicated to conservation of fish habitat, advancement of the art of Fly Fishing, and good sportsmanship.

Meetings: General club meetings are held on the second Thursday of each month at the Granite Bay Activities Center on the shores of Folsom Lake. For directions, check <https://gbflycasters.org>.

Doors open between 6:00 P.M. and 6:30 P.M for socializing and fly tying demonstrations. The business portion of the meeting begins at 7:00 P.M. The main program gets underway after a short refreshment break and usually involves a guest speaker and slide show, or other presentation. All meetings are open to the public and visitors are encouraged to attend.

Membership: Applications are available on-line at <https://gbflycasters.org>. Single membership: \$45; Family memberships: \$50; There is also a \$15 name badge charge for each new member. For membership information, contact VP Membership at gbf-membership@gbflycasters.org, or visit the website at <https://gbflycasters.org/join-us/>.

The Leader: To send articles, photos, ads and other materials, please e-mail to: Frank Stolten at editor@gbflycasters.org. Please put **GBF Leader** in the subject line. Deadline for materials is the 15th of each month.

Please notify if address change

Officers, Directors and Committee Chairs

President - Robert Farley 916-316-6832 gbf-president@gbflycasters.org	Classroom Egg Prog. Frank Stolten 916-725-6894
VP Membership - Rozaida O'Neill 916-494-9944 gbf-membership@gbflycasters.org	Education Eric Palmer 916-969-6683
VP Conservation - Trevor Fagerskog 925-605-8831 conservation@gbflycasters.org	Facility Henry Sandigo 415-716-0666
Secretary - Jeannie Spaulding-Gray gbf-secretary@gbflycasters.org	Fishmasters Tony Jelinek - streams 916-751-9249 Scott Vaughn - Stillwater 916-813-1308
Treasurer - Charlie O'Neill 916-494-9944 gbf-treasurer@gbflycasters.org	Fly Tying Jim Holmes 916-616-6709
Directors:	Golden Trout Program Victor Maiello 916-276-0912
Through June, 2026 - Roger Paulson 916-412-1281	Knots Jim Degnan 408-887-7742
Through June, 2026 - Larry Lee 916-962-0616	Leader Editor Frank Stolten 916-725-6894
Through June, 2026 - Diana Lilienthal	Leader Layout Vivian Mevorah 916-531-5865
Through June, 2026 - Scott Vaughn 916-813-1308	Librarian Gary Gale 916-223-0682
Through June, 2027 - David Harvey 209-981-3399	Merchandising Victor Maiello 916-276-0912
Through June, 2027 - Marie Spaulding-Gray	Monthly Programs Kim Lloyd 916-425-7680
Director at Large, 1 year term - Ed Kenney 916-417-1433	Rods and Reels John Hogg 916-709-7340
Committees:	Tenkara Project Leader John Pellegrin 630-862-0675
Annual Dinner 916-220-2870 Ed Lloyd	Webmaster Eric Palmer 916-969-6683 Don Whitecar 916-804-5384
Annual Picnic Mike Churchill 916-833-7071	
Casting Instruction John Hogg 916-709-7340	
Rick Radoff 916-870-9637	
Trevor Segelke 916-879-2277	

<https://gbflycasters.org>