

# The Leader

THE NEWSLETTER OF THE GRANITE BAY FLYCASTERS

March 2019

<http://gbflycasters.org>

## Leader's Line

by Wendell Edwards, GBF President

Hello Members,

Giving back is what this time of year means to Granite Bay Flycasters.

We have our one-and-only Fund Raising project this month! Our Annual Dinner and Raffle will be held on March 24<sup>th</sup> at the Rocklin Sunset Event Center.

Did you know we are one of the most active fly fishing clubs in the west? This event supports our ongoing conservation and education programs to which we donate thousands of dollars each year. We also support Casting for Recovery, a program for breast cancer survivors. This evening offers great food, raffles for top-of-the-line fly fishing gear, and is a great way to meet new fly fishermen and women in the Sacramento area.



The Dinner is at the Rocklin Event Center, 2650 Sunset Boulevard, Rocklin, CA Doors open at 4:00 PM

Fellow members, if you have NOT PURCHASED your dinner tickets, do so now! It's easy. Visit our website at [www.gbflycasters.org](http://www.gbflycasters.org).

*Continued on Page 2*

## Monthly Program



Luong Tam

Our speaker this month is **Luong Tam**, a rod designer and maker who has been fly fishing since the 90s, became "hooked" on Tenkara, and ultimately started his own company, Tenkara Tanuki. He has studied under a living Tenkara legend, Masami Sakakibara, and developed rods that are fun and simple to use. He believes fly fishing with Tenkara rods is a modern way of fly fishing today.

His presentation will cover the essence of the Tenkara system, plus casting and fishing techniques. Understanding the Tenkara system helps to get the best use of the tool. Casting is the essence of fly fishing. Tenkara casting is no different; it just has a different set of challenges. Tenkara fishing techniques focus on fly manipulation rather than focusing on matching flies.

### IN THIS ISSUE

Annual Dinner Update	8
Annual Dinner Flyer	7
Annual Owens River Clean Up	11
Calendar of Events	2
Classified Ads	10
Conservation Corner	2 - 4
Fly Tyer's Corner	13 - 15
Flycasting Fundamentals Clinics	8 - 9
Flyfishing Backcountry	11 - 13
How to Learn To Fly Fish	4 - 6
Klamath River Dam Removal	9
Leader's Line	1-2
Monthly Fly Tying Jam	9
Monthly Program	1
Officers	16
Rancho Seco Fishout, March 25th	6
Welcome to Our Newest Members	13

MARCH 2019						
SUNDAY	MONDAY	TUESDAY	WEDNESDAY	THURSDAY	FRIDAY	SATURDAY
					1.	2.
3.	4.	5.	6. Fly Fishing 101 Session 2	7.	8.	9.
10.	11.	12. Board Meeting 7:00 PM	13.	14. Monthly Meeting	15.	16.
17.	18. Conservation Committee Meeting	19. Fly Tying Jam	20.	21.	22.	23.
24. Annual Dinner	31. Rancho Seco Fishout	26.	27.	28.	29.	30. Casting Clinic #1

*Leader's Line - Continued from page 1*

We have one more activity that requires Giving Back. This one only requires a few hours a month—that's right—just a few hours! Why not be a part of the leadership of YOUR club?

We have open positions for members to serve in a leadership role for the next term. Positions available are board director, secretary, treasurer and president.

You may contact **Kim Lloyd**, [KC.Lloyd@comcast.net](mailto:KC.Lloyd@comcast.net) to start a conversation about the positions that are up for election year 2019-2020.

Information regarding fishouts, fly tying, fly fishing 101, casting clinics and educational programs may be found on our website at [www.gbflycasters.org](http://www.gbflycasters.org).

Need a fishing partner? Use the message board to post your next fishing trip at [www.gbflycasters.org](http://www.gbflycasters.org).

## Conservation Corner


*We All Live Downstream*

*by Dave Fujiyama, VP Conservation*

Do you remember your childhood outdoor adventures? I bet that you, like me, ran wild in summer whenever we could, fishing for trout in the mountains, watching the night sky for shooting stars, and taking long gulps of clear stream water.

*Continued on Page 3*

Conservation Corner - Continued from page 2



Boys drinking directly from a stream in Aiguestortes, Spain

present data on *E. coli* in the Lower American River, and our state's failure to take action to identify its sources. We should remember that finding *E. coli* does not necessarily mean the water is unhealthy; it simply suggests that other kinds of intestinal pathogens might be present, like those that cause dysentery.

So, when we find species like *E. coli*, we are alerted to the likelihood that there has been a fecal contamination event, and thus we are on the lookout for the real pathogens, like the protozoan *Giardia lamblia* or the bacterium *Shigella*.

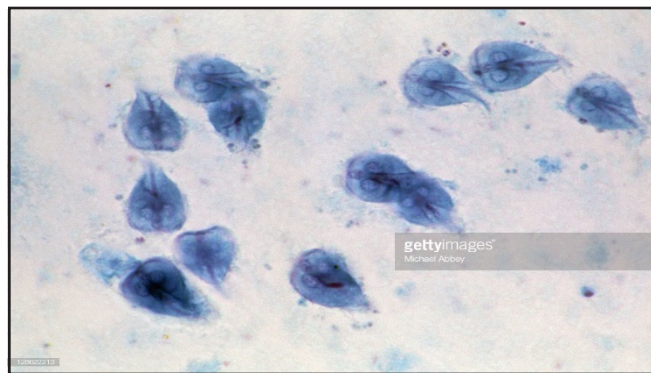
Also on the agenda is a discussion about the Sacramento

Water filter? What's that?!

How wonderful it was to not know about *Giardia*! We never worried about the beavers upstream of our camp, or the *E. coli* that might have washed from the meadow into our stream. Today, we understand so much more about water-borne pathogens, and nowadays, of course, we either hike in our bottled water, or purchase water filters to protect ourselves from disease.



Come join us on Monday, 18 March 2019 for our **Conservation Committee meeting** at Round Table Pizza in Roseville. We will host Stephen Green from **Save the American River Association**, who will



The protozoan *Giardia lamblia*



*Shigella* is one of the pathogenic water-borne bacterial species that can cause dysentery.

Water Forum's modified flow management plan that would increase flow and lower water temperatures in the lower American River during spawning season. That's great news, right?

Finally, Stephen will let us know about the Aerojet Rocketdyne cleanup plan for Area 40. Apparently, it's not the water quality that is the main issue; it's vapor




intrusion. Vapor intrusion means that chemicals diffuse from their subsurface hangouts and into a building—like how radon diffused into homes. With all those new housing developments along Highway 50 in Folsom, vapor intrusion risk needs close attention (<https://www.epa.gov/vaporintrusion>). Stephen serves on the Citizen's Advisory Group, and he tells us that so far, all proposals that have been advanced for this cleanup have been quite unsatisfactory, but he has hope for a new draft. Let's see what has developed!

Continued on Page 4



Conservation Corner - Continued from page 3



*Stephen Green, President of Save the American River Association*

Stephen Green has lived on the American River Parkway in Fair Oaks since 1979. He has just been elected to his fifth one-year term as its president. Stephen joined SARA in 1985 when California issued a permit to establish an RV park on the shoreline of Lake Natoma. SARA successfully challenged that development. Before retiring in 2007, Stephen was a science writer for newspapers. He has held legislative positions in California government and the U.S. Senate. Currently, Stephen works with a coalition of environmental organizations on issues in the state legislature.

### Save the date!

Event?	Conservation Committee meeting
When?	Monday, 18 March 2019
Time?	6:00 PM – 7:00 PM

Where? [Round Table Pizza](#), 8755 Sierra College Blvd, Roseville

Food? You bet! Pizza and salad are paid for by GBF, and they'll be served at 6:00 PM.

### How to Learn to Fly Fish:

*The five step method*  
by Eric Palmer

Note that this article is not called "How to Fly Fish." Besides being highly presumptuous, that would be stepping on the toes of **Jim Holmes** and **John Peterson**, and their now in-progress **Fly Fishing 101 class February 28<sup>th</sup> and March 6<sup>th</sup>, at 6:00 PM** in our clubhouse. If you are not already attending, contact Jim at [jwholesjr@aol.com](mailto:jwholesjr@aol.com) about jumping in on the second night, he won't mind.

What I'm doing here is to provide my take on the optimum priority of my top five steps to fly fishing nirvana. Are there more steps? Oh, yeah. But, some will just fall into place on their own along the way.

If you're just starting out, or even intermediate, or maybe returning after a break from running your life, getting into fly fishing can seem an impenetrable nut to crack. But, like the old joke, "How do you eat an elephant?", it's just one step at a time, and where you start can make a big difference, so, here goes:

**Step One: Knots.** If you only know one thing about fly fishing, you must know your knots, and know them well. Time spent standing in a river fiddling with a knot is time wasted not fishing.

For me, there are only three essential knots that cover virtually all the bases. The [improved clinch knot](#) for attaching the fly, the [double surgeon's knot](#) for joining two sections of thinner leader or tippet (a third loop thru makes it the "double"), and the [perfection loop](#) to create loops to the fly line. These links will show you how.

For extra credit, once these three are mastered, you should attack the [double uni-knot](#) for joining two thicker leader sections above 10 lb. for a smoother transition. Another knot equally effective is the [blood knot](#). Try both and go with which ever one you find the easiest to tie. Next, for extra credit, the [non-slip loop knot](#) (aka non-slip mono knot), again for attaching the fly to tippet, but with perhaps more freedom for the fly to jiggle naturally in the drift; but anglers differ on its importance, and it is more difficult (thus slower) to tie for many. It's your call.

*Continued on Page 5*

---

*How to Learn to Fly Fish: - Continued from page 4*

Your goal should be speed, and with practice, you should be able to tie on a fly with the improved clinch knot in under 30 seconds, if not 15 seconds, and I can show you how. The faster you can tie on a fly, the less reluctant you will be to change flies when one is not working for you.

Our Fly Fishing 101 class will cover these knots, and later in the year we will have a dedicated knot clinic. In the meantime, the internet is your friend, as the above links illustrate, and more examples are just a Google away.

**Step Two: Casting.** Strong casting skills pay off in multiple ways, primary among them is much greater enjoyment of the sport—not to mention catching more fish. Nothing matches the feel and sound of your line swooshing through the guides like a rocket in a straight line as your fly hits a target 50 or 60 feet across the river or pond. And with practice, 70-80 feet is achievable with a standard 9ft rod. Further, in learning to cast properly, you will master many different casting techniques or strokes to stock your casting “tool box,” allowing you to mix and match various casts to deal with the wide variety of conditions you will face on the water, be it wind, rocks, fallen trees, odd currents, etc.

The place to start with casting is with the **GBF casting clinic** beginning **March 30<sup>th</sup> for three consecutive Saturdays**. Under the direction of certified casting instructors **John Hogg**, and **Rick Radoff** and casting guru/instructor emeritus **Sturmer White**, with a large cast of coaches for solid one-on-one support, you will soon be armed and dangerous on your chosen water.

**Step Three: Reading the water.** This is primarily a moving water thing for rivers or creeks. “Reading the water” is fly-fisher speak for being able to identify where the fish are at a given time, and therefore where you should direct your cast, including what kind of a cast to use. Fish have three immutable requirements: food, oxygen and cover from predation. Remove any one, and the fish will relocate. This can mean an amazing fishing hole in the morning under shade, becomes wholly devoid of fish as the sun moves.

So, how do you learn to read the water? Books or magazines are a start, but even well done color illustrations, or even YouTube videos are limited. There is no substitute for being out on the water where you can see it all first-hand. My advice is to sign up for river fishouts and ask the fishout leader to pair you up with an “old hand” who can get you started. After that, it’s just experience, and then more experience. As you catch more fish, you will learn where they are and where they are not under various conditions.

**Step Four: Fly identification.** A lackadaisical or lowly motivated non-GBF fly fisher could perhaps muddle through here, but it will get awkward when, as you release a fish, your partner shouts the age-old query: “What was the fly?” and you reply “Oh, I dunno, some brown fuzzy thing,” inducing yet another eye-roll from your partner. If instead you respond, “A 16 natural Birds Nest,” the interrogator will surmise, rightly or wrongly, that you just might know what you’re doing, and you are on your way towards building street cred as a fly fisher of some note.

Here’s how to fix this. Go to the GBF message board [fishout templates](#) and ID the flies for the rivers or lakes you plan to fish.

Armed with a list of fly names, get on Google and locate nice big crisp photos of these flies, and burn the images into your noggin. [This site](#) is one of my favorites for this. Your goal should be first, to name every fly in your fly box, and second, to walk into any fly shop, head straight for the fly bins, and locate any fly you want, un-aided by Mr. Fly Shop man. I’ve been in shops with no fly name labels on their bins at all.

And, if you want to get really serious about this, take up fly tying. You will learn your flies in a hurry. Talk to **Jim Holmes** about this and he’ll get you started.

**Step Five: Lines and leaders.** While you can muddle through for a while with just the weight forward floating line and 9 ft tapered fly shop leader you may already have, at some point you will tire of hearing a lot of the jargon tossed about at club meetings and fishouts; intermediate, hover, type 3, type 4 sinkers—sinking tips, integrated tips vs. full sinking, and more. This is the genre of fly tackle that caused me more confusion in my early years than anything else, and I can’t say the fog lifted with an immediate epiphany either; it can take time.

*Continued on Page 6*

*How to Learn to Fly Fish: - Continued from page 5*

My advice is to, again, attend the Fly fishing 101 class (I know it's underway as you read this, sorry). Next, spend some time on the websites for the major fly line makers like Rio, Cortland, Scientific Anglers, and Orvis. Examine their offerings and become familiar with the terminology and accompanying descriptions. You can learn a lot just doing this.

Next, corner Jim Holmes and/or John Peterson, and other members with questions, during a break at general meetings. GBF'ers do not mind answering questions and want to help.

On leaders, two options: 1) continue spending \$5 a pop at fly shops for 9 ft tapered leaders (I do this for casting dries) and you're done; or, 2) learn to tie up your own leaders from scratch with mono or fluorocarbon from low cost bulk spools, and I like Walmart for this. If you go the nylon/mono route, this can be a very inexpensive solution. [This link](#) on our website will give you a jump-start on tying up your own leaders for river or lake.

So, there you go. Five easy steps (well maybe not all that easy) to fly fishing nirvana. And if at times it seems a bit bewildering climbing that steep learning curve, and the fish are not cooperating either, reflect on this timeless bit of wisdom:

"Unless one can enjoy himself fishing with the fly, even when his efforts are unrewarded, he loses much real pleasure. More than half the intense enjoyment of fly-fishing is derived from the beautiful surroundings, the satisfaction felt from being in the open air, the new lease of life secured thereby, and the many, many pleasant recollections of all one has seen, heard and done."

-Charles F. Orvis, 1886

## Rancho Seco Fishout, March 25th

*by Doug Kytonen, Outing Leader*

Fishing at Rancho Seco can be exciting with a variety of fish to catch: trout, bass, bluegill and crappie. There are many coves to work from one end of the lake to the other. The lake is great for float tubing, as no gas motors are allowed on the lake. Weather is great most days, with a breeze that comes up in the afternoon. This fishout is scheduled for the Monday after the Rancho Seco trout derby. SMUD brings in a large load of trout, including some trophy-size rainbows for the derby. Bring your tube, pontoon or pram. There aren't a lot of shore or wading locations, but there are some piers scattered around the lake to fish from.

A 5-6 wt. rod with floating or intermediate line, with wiggle tails, wooly buggers or streamers are you best bet. When the weather and water warms up later in the year, it can be a great lake for top-water bass fishing early and late in the day. There are nice RV camping spaces if you want to stay over and get an early start, or stay late and fish the evening. RV camping fees are \$25-\$40, based on the season. Check their [website](#); day use is \$12/\$15 with a car top boat or pontoon.

**Park hours:** 7:00 AM - 3:30 PM.

**Directions:** The most direct way to get there is Sunrise Blvd. south to Hwy 16 east, 2nd signal right turn on Dillard Rd., left on Clay Station Rd. to the end intersecting with Hwy 104, turn left to Rancho Seco Park.

I will be at the 1st boat ramp just to meet everyone at 8:30 AM. You can launch there, or go across the dam to the second ramp, or take the gravel road to the east end of the lake and launch from shore. As always, bring a Walkie Talkie on Ch.6 to keep in touch. See you there.

For more detailed information on the fishout, check out the website [here](#) or contact me, Doug Kytonen at [travelmaster@surewest.net](mailto:travelmaster@surewest.net)



9550 Micron Ave  
Sacramento, CA 95827  
800-410-1222 \* [www.kiene.com](http://www.kiene.com)

Meet local fly fishers and enter to win fabulous prizes!

*Everyone's invited* to the  
**GRANITE BAY FLYCASTERS**  
33rd Annual Dinner and HUGE



With thousands of dollars in raffle prizes, including top-quality rods, reels, custom-tied flies, and other fine tackle, plus numerous fishing trips, and many non-fishing items.

**Sunday, March 24th, 2019** • No-host bar opens @ 4:00pm

**Granite Bay Flycasters is one of the most active fly-fishing clubs in the West. This event supports our ongoing conservation and education programs - and is a great way to meet new fly-fishermen and women in the Sacramento area. Please join us for an evening of great food, friendship, fishing gear, and FUN!**

**Catered dinner begins: 5:30pm**

For tickets (just \$40/ea.) and all the event details, please visit our official website:  
[www.gbflycasters.org](http://www.gbflycasters.org).



**DINNER LOCATION:**

Rocklin Event Center  
2650 Sunset Boulevard  
Rocklin, California  
Ph# 916-625-5200

10% of net proceeds benefit



of Northern California



## Annual Dinner Update

With the holidays behind us, it's time to think about celebrating our club's 32<sup>nd</sup> anniversary with a BIG PARTY!!! We call it our Annual Dinner event, and everyone's invited to come and help the club ring in a new year—and rack up some great raffle prizes, auction items, and more! Here's the lowdown on all the highjinks...

- **Who:** Club members, friends, families, co-workers, neighbors...anyone who's interested in having a great time, winning great prizes, and supporting a great cause.
- **What:** Fantastic dinner, massive raffle, outstanding auction, plus...the chance to break bread and share a nice evening with club members, new friends, and families.
- **When:** Sunday, March 24, 2019. The festivities start by 3:30PM (bar opens at 4:00; dinner begins at 5:30), and the closing remarks are scheduled to occur by 8:00PM.
- **Where:** The dinner, raffle & auction will be at the Rocklin Event Center, at 2650 Sunset Boulevard in Rocklin. It's easy to find, and there's plenty of free parking!
- **Why:** Because you want to show support for your club at it's biggest annual event—and possibly win thousands of dollars in fishing gear, trips, and other great prizes.
- **How:** Buy your dinner tickets at the next club meeting, or just visit our website ([www.gbflycasters.org](http://www.gbflycasters.org)) to buy tickets securely online. Tickets are just \$40 each!

Lastly...If you can't attend the dinner, please consider making a donation for the raffle or auction. If you can help, just contact David Jones at [djj6451@yahoo.com](mailto:djj6451@yahoo.com).



## Flycasting Fundamentals Clinics Announced for March/April 2019

This is to announce GBF's annual Fly Casting Clinics. These clinics are appropriate for all skill levels of casters. If you are a novice, we will get you going; and if you are experienced, we will make you better. The clinics are conducted over three consecutive Saturdays—each day will offer new material.

Tentative Dates and times:

Saturday, March 30, 2019 - 10 AM to 1:00 PM

Saturday, April 6, 2019 - 10 AM to 1:00 PM

Saturday, April 13, 2019 - 10 AM to 1:00 PM

The agenda will include a 20-minute snack break.

Location of classes is still to be determined, and will be announced at a later date.

You must be a GBF member to take this clinic—there is no fee for the clinic.

We will address the following casts, topics, and techniques:

- The 6 essential elements of a fly cast
- Why most fly casters can never cast more than 50 feet
- Roll cast
- Pickup – Laydown forward cast • Shooting line to add distance
- False casting

*Continued on Page 9*



*Flycasting Fundamentals - Continued from page 8*

- The Belgian and Tension Casts
- Introduction to the double haul
- Maximizing your distance cast
- Spey Casts with a single handed rod

Classes will be conducted by **John Hogg** and **Rick Radoff**, both registered by the IFFF (International Fly Fishing Federation) as Certified Casting Instructors, and **Sturmer White**, GBF Casting Instructor Emeritus.

Signups can be at the next general meeting, or email to [johnhogg03@gmail.com](mailto:johnhogg03@gmail.com)

## Klamath River Dam Removal - Background and Status Report

*by Kim Lloyd*

PacifiCorp currently owns and operates four dams on the Klamath River—three are in California (Iron Gate, Copco 1 & Copco 2), and one is in Oregon (JC Boyle). All four dams are slated for removal in 2021 at an estimated cost of \$450 million. The cost of removal will be allocated as follows: \$200 million from PacifiCorp ratepayers, and \$250 million from CA Prop 1 (a \$7.5 billion dollar proposition passed in 2014).

The Klamath River Renewal Corp (KRRC) has been formed to assume ownership of the dams and manage their removal. Ownership will be transferred as part of the Federal Energy Regulatory Commission (FERC) re-licensing process. Most of the re-licensing hurdles have been cleared, including a favorable California “draft” Environmental Impact Report (EIR). The final California EIR is expected by mid-summer, and FERC will then make its decision.

The dam removal will add approximately 300 miles of salmon habitat. The long-term prospects of the river are expected to significantly improve water temperature and quality, plus increase the amount of wildlife habitat. However, the short-term impact of flushing 15-20 million cubic yards of collected sediment may prove problematic. The phrase “short-term” has been defined as a 1-2 year period.

## Monthly Fly Tying Jam

*Instructors: Jim Holmes and John Peterson*

There is no better place to begin learning the art of fly tying than GBF’s Fly Tying Jams. The Jam is led by Master Fly Tyer **Jim Holmes**, with an assist from an equally masterful **John Peterson**. The Jam is normally held every third Tuesday of the month at the Folsom Lake Activity Center (GBF Club Meeting Room). You will find the atmosphere inviting and enthusiastic. New tiers can sit in with old hands and feel right at home. You can even just watch, if you prefer. The event is **free**, and is offered on a drop-in basis (you do not need to sign up).

Bring the tools and materials you have on hand; if you do not yet have those at your disposal, the club has loaner tying kits with vises, and Jim and John always have extra materials to share. If you have no tools or materials, come along anyway and observe; a great way to get going. Check out the club website at the Fly Tying drop down menu, and listen for Jim’s announcements at each General meeting.

Jim also will post the flies to be tied and the materials needed on the Website’s Message Board the week before the Jam. Very often, the flies tied will coincide with fishouts that are scheduled and meet the need for the type of fishing on those outings. You will have a ball getting started!



*Jim Holmes teaching a young fly tying enthusiast*

### Granite Bay Flycasters Classifieds

**For Sale:** Fish Cat 4 LCS Float Tube with back straps

Excellent condition, purchased June 2016, retail \$225, selling for \$100

Ray Ito (530) 401-3896 (cell); Email: [itor@pacbell.net](mailto:itor@pacbell.net)



.....  
**For Sale:** I'm selling my Keaton 8' pram. It's in perfect condition and possibly the best fly fishing pram ever built. Very stable and ideal for fly fishing. \$1,250

It comes with:

- \* MinnKota electric motor
- \* 4 HP Honda gas engine, 4 cycle (gas and oil separate)
- \* Anchor system front & back with 2 anchors
- \* Oars
- \* Storage compartment under seat
- \* Wheels that fold up for easy transportation

Bus Gehring, Call: 916-749-2580



To place a classified ad, you must be a member in good standing of the Granite Bay Flycasters. Classified ads will run for only one issue of The Leader, unless the seller requests it to run longer. Submit your listing to: [editor@gbflycasters.org](mailto:editor@gbflycasters.org). All ads must be submitted by the 15<sup>th</sup> of the month to be included in the following month's Leader.

## Annual Owens River Clean Up

Attendees of the 5<sup>th</sup> annual Owens River Clean Up woke up to a dusting of snowfall in Bishop, California on Saturday, February 9<sup>th</sup>. It didn't, however, stop thirty-five brave, hearty souls from meeting at the Pleasant Valley Campground at 8:00 AM for baked goods and coffee. Event organizer, Chris Leonard, thanked the volunteers for showing up, and handed them trash bags to divide and conquer the river for the morning.

The volunteers were composed of about half local folk and half Southern Californians who traveled north for the event. As usual, an assortment of various waste was removed from the river. Everything from the usual spent beer cans, worm containers, and fishing line, to broken mirrors and rolls of carpet. The good news is that everyone agreed that the river looked cleaner this year—in five years of an estimated 250 total people working 4 hours, that's 1,000 hours of picking up trash since the inaugural clean up in 2015. The volunteers were served lunch, and almost everyone walked away with free swag raffled off.

Next year's event will be Saturday, February 8, 2020—always the Saturday following the Super Bowl. People interested in making donations for the raffle—or any inquiries—can call Chris Leonard at 818-288-3271.

## Flyfishing Backcountry Sierra Streams

by Royal B. Pocketwater

Part IX

(originally published in *The Leader*, May 1992)

We rejoin our two "troutaholics" as they are on their way home from a day of hiking and fishing.

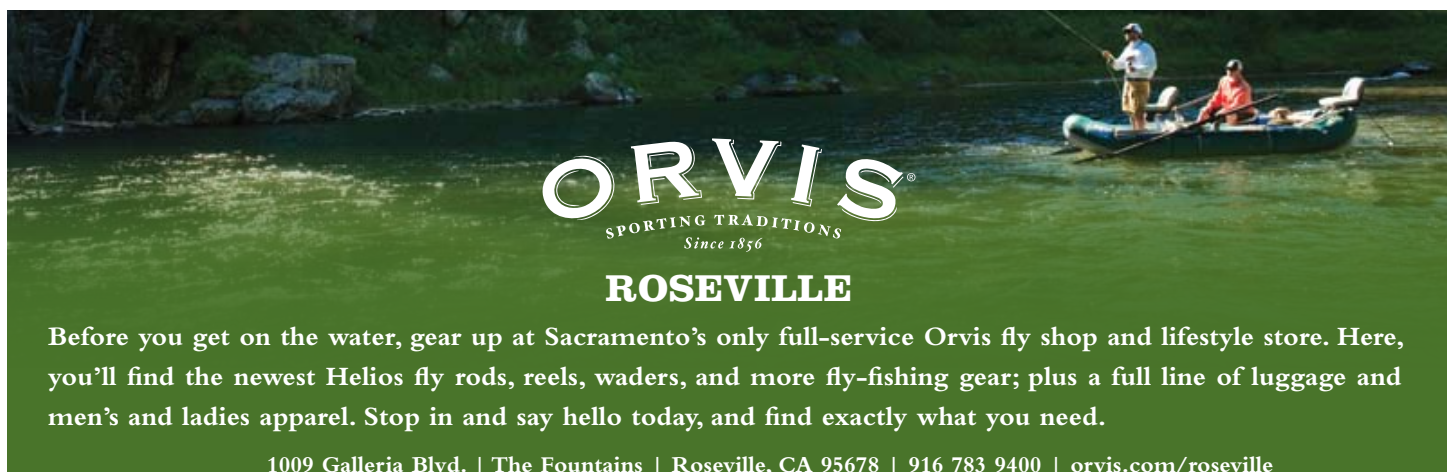
"ATC, why do you keep driving this old beater of a truck? Didn't you last wash it during the Vietnam War? Don't the dents now occupy most of the body, with an occasional undented spot here and there? What the hell color is it anyway?"

Acting as though he hadn't even heard Royal's staccato-like questioning, ATC unlocked his door and yanked it open, oblivious to the grinding, metal-to-metal noise it emitted on its outward swing as dent met deeper dent. After slipping his rod case behind the seat, he slid behind the large steering wheel of the tired old warrior, leaned against it, and with a sharp kick to a well-worn spot on the inside of the passenger door, caused it to unlock.

Shaking his head, Royal pulled the door open as far as it would go—just enough for him to squeeze through, jack himself into the sagging seat whose fabric had long since gone to seed. "Sheesh, ATC," said Royal, "this thing really is trying to get over on its side."

"Beats walking," replied ATC, staring stonily ahead and in a tone indicating he wanted Royal to change the subject.

*Continued on Page 12*



**ORVIS**  
SPORTING TRADITIONS  
Since 1856  
**ROSEVILLE**

Before you get on the water, gear up at Sacramento's only full-service Orvis fly shop and lifestyle store. Here, you'll find the newest Helios fly rods, reels, waders, and more fly-fishing gear; plus a full line of luggage and men's and ladies apparel. Stop in and say hello today, and find exactly what you need.

1009 Galleria Blvd. | The Fountains | Roseville, CA 95678 | 916 783 9400 | [orvis.com/roseville](http://orvis.com/roseville)



*Flyfishing Backcountry Sierra Streams - Continued from page 11*

Undaunted, Royal pressed on with his needling. "If and when this beast does start, what kind of mileage does it get? I can't recall it willingly passing a gas station without having to be filled."

"Gas gauge hasn't worked for years, and I've never tried to compute the mileage. When one tank runs out I switch to the other, and then fill the empty one. You know that!, replied ATC sullenly. Has old Whitefish ever failed us?"

"Whitefish?" asked Royal. "Why Whitefish?"

"Have you ever seen one of those ugly things move fast?" quipped ATC. "And besides, regardless of what you might think, this truck is white under all that dust and road grime."

"Well, at least you've managed to keep your sense of humor. You're right, though—it gets us there, albeit slowly," Royal admitted as ATC turned the key and Whitefish noisily growled to life.

"It's about your muffler, ATC," Royal continued doggedly. "Tell you what—it's either I go buy a radio and headphones and tune Whitefish and you out, or Whitefish gets a new muffler, at least in this case." Declining to elaborate further in hopes that the point would register with ATC, Royal stopped there as ATC ground the transmission into its low gear and Whitefish lurched forward on the hour-long trip down the mountain over the rutted, bumpy, dusty road.

After what seemed an eon of silence, Royal glanced over at ATC for some clue as to his mood and reaction to the last tidbit of needling. Glad that there was no indication of irritation, Royal asked whether ATC had heard his last remarks. "Yep," ATC replied, "but you didn't finish, did you?"

Not surprised at ATC's perceptiveness, Royal continued, "Let's just say the noise level of both headphones and Whitefish's muffler can damage one's hearing. Now, if I invest in a new set of headphones it seems to me that I'm just creating a new noise problem—and, anyway, I wouldn't be able to hear your lectures about my fishing and tying bungling. On the other hand, if I took the amount it would cost for one of those

*Continued on Page 13*



**WE ARE SERIOUS ABOUT FLY TYING...**

**OUR FLY TYING STAFF**

**BRETT DRURY**  
Fly Tying Instructor  
Renowned Fly Tyer, Sacramento Area

**RICK ANDERSON**  
Contract Fly Tyer  
Montana Fly Company

**RON SPERONI**  
Contract Fly Tyer  
Pacific Fly Group

**MORGAN THALKEN**  
Contract Fly Tyer  
Umpqua Feather Merchants

**CONNECT WITH US ON:**

f e g+ YouTube

**WWW.FLYFISHINGSPECIALTIES.COM**

**...COME IN AND SEE FOR YOURSELF - IF YOU NEED IT, WE HAVE IT!**

"They have the largest selection of fly tying materials in California!" - Andy Burk

*Flyfishing Backcountry Sierra Streams - Continued from page 12*

contraptions and put it into a new muffler for Whitefish, my eardrums and psyche will be better off."

"Tell you what," said ATC after a pause sufficiently lengthy to make Royal a bit nervous, "you herd ol' Whitefish here on down this cowtrack of a road, and I'll relax a bit and think on it." With that comment, ATC pulled to an abrupt stop, got out and circled around to the passenger side.

As Royal assumed the pilot position, he muttered, "Yeah, you'll think on it while you're examining the back of your eyelids."

ATC, meanwhile, settled into the lumpy passenger seat, and pulled his hat over his eyes with the noticeable curl of a smile at the corners of his mouth.

## Welcome to Our Newest Members!

*by Eric Palmer, VP Membership*

Please join me in welcoming new members who have joined us recently. Make sure you keep an eye out for them at our meetings and events so that we can make them feel that they are an important part of our club.

John Benson	Terry Benson	Lee Bolger	Michael Bone
Mike Churchill	Kevin Dach	Al Dalupan	Dave Fitchett
John Gargiulo	Randy Heusser	Stevy Lee	Wendy Lloyd
Darrell Martin	Kyle McCormick	Brett McKague	Trevor McKague
Dale Mellberg	Francene Lopez	Kai Miranda	Joey Nizuk
John Piff	Rich Plecker	Frederico "Pico" Van Houtryve	Kevin Sach
Mark Schaller	Mike Wasserman	Richard Wiesner	Paula Wiesner
George Wyatt	Doug Young		

## Bill Carnazzo Fly Tyer's Corner (Taken from the Article Written in March 2010)

### Fly Patterns - Yong Special



*Yong Special*

#### Materials:

##### Hook:

Targus or Tiemco 200R, Daiichi 1260, or similar hook, sizes 20-24; for those who prefer a straight shank hook, a standard dry fly hook such as a Targus or Tiemco 100 will work well.

##### Thread for Head:

8/0 (70 denier) black

##### Thread for Abdomen:

Coates & Clark sewing thread, Summer Brown, #54A or Olive, #164B

### Description

Andy Kim, whose real name in Korean is Andy Yong, is known as the legend of the San Juan River. I've never met him; rather, I learned of him through my friend Keith Kaneko who has fished with him several times. Keith uses the Yong Special wherever midges are present, including the lower Yuba River where he guides regularly. According to Keith, the Yong Special will catch fish when no other fly will work—and it out-fishes all of the other midge patterns that we know and love.

*Continued on Page 14*

*Fly Tyer's Corner - Continued from page 13*

Here's a testimonial: "Simple but deadly. That's the best way to describe Andy Kim's series of midge imitations. His flies are so efficient, he has earned the jealousy of some rival guides, and it was long rumored on the San Juan River that he must be scenting his flies, or somehow fishing unethically. 'How else can he catch that many fish?' anglers would whisper over a beer at the Sportsman's Inn. 'It's just not natural.'"

Indeed, this fly is the ultimate in simplicity—it's all thread. It is the manner of applying the thread that makes the difference. It is critical that the finished body be smooth, with no lumps. To accomplish this, a smooth, tapered under body must be laid down. This is done by unwinding the thread so that it lies flat on the hook shank. When the tapered under body is completed, the thread is "over-tightened" by spinning the bobbin clockwise; the taut thread is then wound forward to create a segmented body.

Thread type and color are also critical. Andy Kim uses Coates and Clark sewing thread for the body, and standard thread for the head. Once the techniques are learned, it is possible to tie several dozen specimens in an hour.

## Tying Instructions

For best viewing: (1) Maximize your Computer Screen Window. (2) Type "Ctrl + or -" to enlarge or contract the photograph display. (3) Use the Horizontal and Vertical Scroll Bars to scroll right and up/down to display larger photos on your screen.



*Steps 1 & 2*

1. Debarb the hook.
2. Attach the thread at the mid-point of the hook and unwind it by twisting the bobbin counter-clockwise. Hold the thread taut with your left hand while taking two or three wraps toward the eye of the hook. Leave space for about two thread wraps behind the hook eye to build a head later. (Note: although the following pictures don't show the thread untwisted, I highly recommend that you do so; it will create a smoother under body.)

3. Wrap the thread back over the previous layer to the mid-point of the hook and trim the excess thread. This will help create the tapered body of the fly.



*Step 3*



*Step 4*

4. Continue to wrap thread to the rear of the hook and stop just above the hook barb.

*Continued on Page 15*



Fly Tyer's Corner - Continued from page 14



5. Twist the thread clockwise until it is tightly wound. Wrap forward with touching turns to the eye of the hook and make a small two turn whip-finish. Trim the thread.

6. Attach the black 8/0 fly tying thread behind the eye of the hook, and build a pronounced head, or thorax, that is a little less than  $\frac{1}{4}$  the length of the hook shank. Whip-finish and apply a tiny drop of super glue just behind the hook eye.



Finished Fly



Step 6

## Tying & Fishing Tips

1. As mentioned in last month's column, it is much easier to debarb the hook at the vise than on the stream. If you drop the tiny hook at the bench you have a fighting chance to find it; not so if you drop your fly while on the stream either when you are trying to extract it from the fly box or while tying it on.
2. As also mentioned in last month's column, after using super glue to finish the fly, use a piece of fine copper wire to ream out the eye. It will be hard enough to tie this miniscule critter to your leader, but you'll become totally frustrated if you discover the tiny eye clogged as you try to poke the leader into the eye.
3. Fish the Yong Special under an indicator if you wish, or use swinging techniques with an intermediate line and a 9 or 10 foot leader tapered to 5x or 6x diameter.
4. I found the C & C Summer Brown #54A thread at JoAnne's craft store. Unfortunately all they had was the large spool, so I had to have a friend with a sewing machine "decant" it down to a sewing machine bobbin that fits my Renzetti midge bobbin (which is not a bad thing when tying tiny flies).

Stay warm out there... *Enjoy, and see ya on the creek...!!!*



**L<sup>3</sup> Rods**  
Custom Fishing Rods  
Supplies and Classes

Larry L. Lee  
5645 St. Claire Way  
Citrus Heights, CA 95621

web: [www.L3rods.com](http://www.L3rods.com)  
email: [LLLEE@L3rods.com](mailto:LLLEE@L3rods.com)  
(916) 962-0616 O  
(916) 601-7853 C

## Granite Bay Flycasters

**Mission:** The organization is dedicated to conservation of fish habitat, advancement of the art of Fly Fishing, and good sportsmanship.

**Meetings:** General club meetings are held on the second Thursday of each month at the Granite Bay Activities Center on the shores of Folsom Lake. For directions, check <http://gbflycasters.org>.

Doors open between 6:00 P.M. and 6:30 P.M. for socializing and fly tying demonstrations. The business portion of the meeting begins at 7:00 P.M. The main program gets underway after a short refreshment break and usually involves a guest speaker and slide show, or other presentation. All meetings are open to the public and visitors are encouraged to attend.

**Membership:** Applications are available on-line at <http://gbflycasters.org> and at general meetings. Single membership: \$30; Family memberships: \$35; and youth (under 18): \$10. There is also a \$12 name badge charge for all new members. Membership is prorated throughout the year. For membership information, contact Don Whitecar at 916-804-5384, or visit the website at <http://gbflycasters.org>.

**The Leader:** To send articles, photos, ads and other materials, please e-mail to: Frank Stolten at [editor@gbflycasters.org](mailto:editor@gbflycasters.org). Please put **GBF Leader** in the subject line. Deadline for materials is the 15th of each month.

Please notify if address change

## Officers, Directors and Committee Chairs

President - Wendell Edwards  
916-989-1442 [president@gbflycasters.org](mailto:president@gbflycasters.org)  
VP Membership - Eric Palmer  
916-987-1359 [membership@gbflycasters.org](mailto:membership@gbflycasters.org)  
VP Conservation - Dave Fujiyama  
949-212-1337 [conservation@gbflycasters.org](mailto:conservation@gbflycasters.org)  
Secretary - David Bennett  
916-645-8370 [secretary@gbflycasters.org](mailto:secretary@gbflycasters.org)  
Treasurer - Gordon Tornberg  
916-983-2953 [treasurer@gbflycasters.org](mailto:treasurer@gbflycasters.org)

**Directors:**  
Through June, 2021 - Drake Johnson  
916-791-1039  
Through June, 2021 - Ron Davidson  
530-320-3598  
Through June, 2020 - Dale Spear  
530-677-1504  
Through June, 2020 - Ron Fay  
916-791-2752  
Through June, 2019 - David Jones  
916-474-4986  
Through June, 2019 - Ed Lloyd  
916-939-0540  
Director at Large, 1 year term - TinaLyn Sell  
916-765-9265  
Director at Large, 1 year term - Victor Maiello  
916-276-9010

**Committees:**  
Annual Dinner  
David Jones 916-474-4986  
Annual Picnic  
Wendell Edwards 916-508-7000  
Casting Instruction  
John Hogg 916-709-7340  
Rick Radoff 916-870-9637  
Classroom Egg Prog.  
Frank Stolten 916-725-6894  
Education  
Ron Davidson 530-320-3598  
Fishmasters  
Tony Jelinek - streams 916-791-8412  
Doug Kytonen - stillwater 916-772-6654  
Fly Tying  
Jim Holmes 916-967-6709  
Golden Trout Program  
David Jones 916-474-4986  
Leader Editor  
Frank Stolten 916-725-6894  
Leader Layout  
Vivian Mevorah 916-408-0678  
Librarian  
Kim Lloyd 916-988-3828  
Merchandising  
Victor Maiello 916-276-9010  
Monthly Programs  
Ed Lloyd 916-939-0540  
Webmaster  
Eric Palmer 916-987-1359  
Don Whitecar 916-804-5384

<http://gbflycasters.org>