



# The Leader

THE NEWSLETTER OF THE GRANITE BAY FLYCASTERS



December 2018

<http://gbflycasters.org>

## Leader's Line

*by Wendell Edwards, GBF President*



Merry Christmas!

Our annual Holiday Pot Luck Dinner is on December 13<sup>th</sup> at the Folsom Lake Activity Center. Bring your pot luck dish based on the choices below at 6:00PM for table set up. Serving will begin at 6:30PM.

Bring your date for a great time and some excellent food.

|     |                 |
|-----|-----------------|
| A-F | Favorite entrée |
| G-K | Appetizer       |
| L-R | Salad           |
| S-Z | Dessert         |

### Support our annual dinner! March 24, 2019

Support of our Annual Fund Raiser is the key to funding our educational scholarship, local conservation groups and Casting For Recovery. Additionally, a portion of the funds support our equipment loaner program that includes top-of-the-line equipment for fly tying, fly rods and reels, including spay and Tenkara rods. Buy your dinner tickets at [gbflycasters.org](http://gbflycasters.org) by December 31<sup>st</sup> and become eligible to win \$100.00 of raffle tickets!

We had 45 new members joining our club this past year! Thank you for joining us. As a new member, have you reviewed our History and Mission statement? Granite Bay Flycasters (GBF) is a nonprofit, family oriented club organized to promote fisheries, conservation, catch-and-release fly fishing, and related crafts and skills. Founded in 1986, we are proudly celebrating over 32 years of service to the community. Our web site is designed to be a resource for club members who want to enhance their fly fishing experience through participation in various club activities. Check often for information on club fishouts, conservation projects, classes & clinics, and other activities that support our mission.

It has been a tradition at GBF for veteran members to help new members who are just learning about fly fishing and the wonderful outdoor Sierra environment at our doorstep. All levels of proficiency, from uninitiated beginners to experienced fly fishers, are among GBF's membership. Ask and you shall get the assistance you need.

Fishout Leaders are needed for the upcoming season. Reach out to Tony Jelinek at [jelinea@me.com](mailto:jelinea@me.com) for rivers and streams. Contact Doug Kytönen at [travelmaster@surewest.net](mailto:travelmaster@surewest.net) to lead a stillwater fishout.

Reach out to another member friend and go fishing!

### IN THIS ISSUE

|  |       |
|--|-------|
| 2019 Annual Dinner Date is Official    | 4     |
| 2019 Wet Fly Award                     | 6     |
| 2019 Membership                        | 7     |
| Calendar of Events                     | 2     |
| Classes and Clinics                    | 3 - 4 |
| Classified Ads                         | 2     |
| Fall Upper Sacramento Fishout          | 5 - 6 |
| Fly Tyer's Corner                      | 7 - 9 |
| GBF Booth, ISE Show                    | 2     |
| GBF Education Corner                   | 3     |
| GBF Education Corner - Our Instructors | 3     |
| Leader's Line                          | 1     |
| Officers                               | 10    |
| Welcome to Our Newest Members          | 7     |

# D E C E M B E R 2018

| SUNDAY | MONDAY | TUESDAY                      | WEDNESDAY | THURSDAY            | FRIDAY | SATURDAY |
|--------|--------|------------------------------|-----------|---------------------|--------|----------|
|        |        |                              |           |                     |        | 1.       |
| 2.     | 3.     | 4.                           | 5.        | 6.                  | 7.     | 8.       |
| 9.     | 10.    | 11. Board Meeting<br>7:00 PM | 12.       | 13. Monthly Meeting | 14.    | 15.      |
| 16.    | 17.    | 18. Fly Tying Jam            | 19.       | 20.                 | 21.    | 22.      |
| 23.    | 24.    | 25.                          | 26.       | 27.                 | 28.    | 29       |

**GBF Booth ISE Show January 17 - 20, 2019**

*by Dale Spear, ISE Coordinator*

Happy Holidays club members. Once again, we need volunteers to staff our club booth in January at the International Sportsmen's Exposition (ISE) show. Many fly fishers at GBF learned about the club at the ISE show, and you have the opportunity to invite other prospective members to join and make our organization even stronger. We will share with prospective members that, through our club, they can improve their casting skills, learn the art of fly tying, participate in conservation efforts, attend fish-outs, build a fly rod or net, and much more.

Most of the shifts are a short two hours, with a couple shifts being one-and-a-half hours. There will be two people for each shift. You will receive a ticket to get into the show for free, so you can spend time before or after your shift looking at the other great booths and presentations. The tickets will be left at will-call. You will need to purchase a parking pass, however.

By the time you read this, I will have already put out the sign-up sheet at the November meeting, but I will also bring it to the December pot-luck. You can go to the club website to see which shifts are open. Feel free to email me, Dale Spear, at [dalespear@sbcglobal.net](mailto:dalespear@sbcglobal.net), or call my cell 916 502-0455 to sign-up. Thank you.

## Granite Bay Flycasters Classifieds

*To place a classified ad, you must be a member in good standing of the Granite Bay Flycasters. Classified ads will run for only one issue of The Leader, unless the seller requests it to run longer. Submit your listing to: [editor@gbflycasters.org](mailto:editor@gbflycasters.org). All ads must be submitted by the 15<sup>th</sup> of the month to be included in the following month's Leader.*


## GBF Education Corner

Say Hi To: **Kim Lloyd, Granite Bay Flycasters Librarian**

Did you know you can find all of the following in the GBF Library!!!!!!

- Magazine
- Books
- Single and Double Handed Rods
- Fly Tying Kits
- Videos
- Much More!

Stop by and chat with Kim, check out the shelves, find out just how much is available to you.....you'll never be told to shuuussssh....in this library.



Kim Lloyd, Granite Bay  
Flycasters Librarian

## GBF Education Corner: Meet Our Instructors

**Our Instructors: Michael Kaul and Art Hawkins**

### **Net Building**

Michael and Art display some of the custom nets turned out by one of the recent classes

In our **GBF NET BUILDING PROGRAM**, you will be invited into Art's home, where you will enjoy his "state-of-the-art" woodworking shop, and, with guidance from Art and Michael, you will work through several steps in creating your own incredible custom net. The class is conducted in a small group format, and usually takes at least three afternoon or evening sessions that our leaders will schedule.

Check out the GBF Website and *The Leader* for clinic details, and/or talk to Art and Mike at one of our General Meetings.



Left: Michael Kaul, Right: Art Hawkins  
GBF Net Building Program

## Classes and Clinics

*by Ron Davidson, Director of Education*

October saw a very successful set of clinics offered by **John Hogg** featuring **Spey Casting**.

Separate sessions were held on two different locations on the American River—one for "River Left," and the second for "River Right." As usual, John did an amazing job, along with the able assistance of several spey experts, serving on the coaching staff. Thanks to all.

Clinics and classes will slow down a bit through the Holiday Season. However, make sure to stop by and visit **Kim Lloyd**, our **Club's Librarian**, at the back table during our meetings. Some members may not realize that along with magazines, books, and videos, you can also check out fly tying kits, as well as single-handed and double-handed rods.

*Continued on Page 4*

*Classes and Clinics - Continued from Page 3*

**Fly Tying Jam**, under the guidance of **Jim Holmes**, will be held on the Third Tuesdays of each month (December 18<sup>th</sup> at 6:30). This is a great way to introduce yourself to fly tying, and/or for those veteran tiers to tune up and learn some new techniques and new flies. Everyone is welcome, and you will find it to be a very casual and inviting atmosphere. Check the message board on the Club Website for added information.

**Larry Lee** will continue his **Rod Building** sessions on an on-going schedule. Make sure to chat with Larry and arrange a session. **Art Hawkins** and **Michael Kaul** are currently lining up their **Net Building Classes** that will continue from January through April of the new year.

We had to cancel our October **Knot Tying Clinic** with **Bill Grigsby** and **Leaman Houston**. This will be re-scheduled early in the new year. The next Education Table will be during the January meeting, and we plan on presenting some information on **Safe Wading Practices**.

If you have any ideas for Clinics/Classes you would like to see offered, see or contact me, **Ron Davidson**, or go to the Club Website and click the information tab. At the bottom of the page, you will be able to send along your suggestions.

Keep Climbing that Learning Curve!

### The 2019 Annual Dinner Date is Official!

Mark your calendars for the Granite Bay Flycasters 33<sup>rd</sup> Annual Dinner on **Sunday, March 24, 2019!** This is our biggest event of the year, so be sure to get this date in your planner, your phone, your new 2019 TU calendar...or just scratched on the fridge!

You get the point...this is a must-attend event. It's important that all our club members attend for two reasons: This event raises the funds we need to operate for another year, PLUS...it lets you share food, fellowship, and fishing stories with other local fly-fishers.

As always, this evening will have a HUGE RAFFLE with incredible prizes, including rods, reels, flies, gear, and other great items. And our famous silent auction is always your best shot at scoring amazing deals on gear, wines, artwork, fishing trips, and so much more!

The festivities will be at the Rocklin Event Center again...with the doors opening a little earlier this year, at 4:00 PM. The food and entertainment details are still being finalized, but you can plan on a wonderful evening with the club, wrapping up around 8:00 PM.

Lastly, we still need a few more folks to help bring this event to life (it's one of our club's most rewarding volunteer opportunities). If you want to be part of the team that's making this special evening a reality, please contact **David Jones** at [djj6451@yahoo.com](mailto:djj6451@yahoo.com).



**ORVIS®**  
SPORTING TRADITIONS  
Since 1856

**ROSEVILLE**

Before you get on the water, gear up at Sacramento's only full-service Orvis fly shop and lifestyle store. Here, you'll find the newest Helios fly rods, reels, waders, and more fly-fishing gear; plus a full line of luggage and men's and ladies apparel. Stop in and say hello today, and find exactly what you need.

1009 Galleria Blvd. | The Fountains | Roseville, CA 95678 | 916 783 9400 | [orvis.com/roseville](http://orvis.com/roseville)

## Fall Upper Sacramento Fishout

by Tony Jelinek, Fishmaster



Fall colors in full show.

The annual Fall Upper Sacramento fishout took place from November 1<sup>st</sup> to 4<sup>th</sup> this year—a little later than usual to try to catch the October Caddis hatch. At first, we wondered if we were even going to be able to hold the fishout due to the Hirz Delta Fire and the closure of the area by the U.S. Forest Service. With a potential fine of \$5,000, which would buy a lot of flies, the river access for the group might be restricted to the area from Castle Crags north. Thanks to some sleuthing by **Dale Spears** and the assurance of **Ted Fay's Fly Shop** owner, **Bob Grace**, we were confident that we could fish the entire river. We felt we needed to support the fine folks of Dunsmuir, whose prime tourist season was disrupted by the fire.

On the drive up, not far past Shasta Lake—primarily from the Delta Vollmers exit to the Castella exit—the wrath of the fire was clearly evident with blackened hills and trees everywhere. The Forest Service continues to clear trees that threaten to

fall onto the highway; but, below flows the Upper Sac, seemingly unaffected by the fire, inviting you to hike down to find the trout hiding in its great pocket water and pools.

The fishout lived up to its reputation of great fish stories, camaraderie, scenery, fishing, and even some catching. Dunsmuir Brewery, Sengthong's, and La Perla de Nayarit (the Mexican restaurant in town) made sure all were fed. We even made it for open mike night at the Dunsmuir Brewery. Joe Cocker showed up to sing (Well, he wasn't actually Joe Cocker, but he looked like him and could certainly belt out a tune). The

Continued on Page 6

# WE ARE SERIOUS ABOUT FLY TYING...



## OUR FLY TYING STAFF

**BRETT DRURY**  
Fly Tying Instructor  
Renowned Fly Tyer, Sacramento Area

**RICK ANDERSON**  
Contract Fly Tyer  
Montana Fly Company

**RON SPERONI**  
Contract Fly Tyer  
Pacific Fly Group

**MORGAN THALKEN**  
Contract Fly Tyer  
Umpqua Feather Merchants

CONNECT WITH US ON:






[WWW.FLYFISHINGSPECIALTIES.COM](http://WWW.FLYFISHINGSPECIALTIES.COM)

**...COME IN AND SEE FOR YOURSELF - IF YOU NEED IT, WE HAVE IT!**

“They have the largest selection of fly tying materials in California!” - Andy Burk

*Fall Upper Sacramento Fishout - Continued from page 5**Rockin' at the Dunsmuir Brewery.**Relaxing after pounding the cobbles.*

fall colors were vibrant and created quite a contrast to the evergreens and granite rocks on the river. First-timers to the river, **Ron Fay**, **Jim Degnan**, and **Bob Macy** caught fish. **Henry Sandigo** made it up to the river, once again, but in a true showing of sportsmanship, left the fish that he had hunted for **Frank Stolten** to catch. **Eric Palmer** deftly stayed on his feet to avoid earning the Wet Fly Fishing award. I think it was because he and Frank were closing down the bars each night in Dunsmuir (Yeah, I know. It was only 9 P.M., but not bad after spending all day on the river.)

Fish were caught on the usual suspects, including Prince Nymph, Rubber Legs, Flashback Pheasant Tail, and Ron's Crystal Maggie. The river flow was around 200 cfs, and with bright clear days and clear water, the fish tended to be hanging in deeper water. The fish did not want to be found, but with persistence fish were caught, with many on the larger size from 12" to 19". Even the smaller ones, when hooked, did not want to come in, and were putting on quite a show. The caddis did come out in the evening shortly before sunset with some rises, but nothing consistent, and dry flies were not effective.

Fortunately, the Hirz Delta fire left the Upper Sacramento fishery and the town of Dunsmuir intact so that we could experience a few days of relaxation, fishing, and camaraderie in the area.

### 2019 Wet Fly Award

The Board is once again accepting nominations for the club's infamous Wet Fly Award. This annual recognition is bestowed on the club member that has demonstrated the highest level of 'oneness' with the waters we fish... who has taken that fateful extra step leading to an intimate bonding with the environment of our quarry... who has gone above and beyond the limit of mere waders to immerse him/herself in the world of our noble nemesis... who, in other words, has fallen in the water while fishing!



Who do you know who's slipped, tripped, stumbled, fallen, crashed, capsized, or otherwise gotten soaked while fishing—and won't mind having the story recounted aloud at the club's 2019 Annual Dinner extravaganza on March 24th? If you have someone in mind, just contact any Board member to relay the deserving story. And remember...think wet!

## 2019 Membership

*by Eric Palmer, VP Membership*

Our 2019 membership and renewal drive is underway, and your 2018 membership expires at the end of the year. We have lots of activities in store for 2019, and your membership renewal is your admission ticket! You can renew [here](#) on our website, or by paying at our December monthly meeting. Renew by December 31<sup>st</sup>, and you will be entered into a drawing for a box of flies held at the January monthly meeting. It is also easy to include your annual dinner and raffle tickets with your renewal.

Eric Palmer  
VP Membership  
[ericp9441@pacbell.net](mailto:ericp9441@pacbell.net)

## Welcome to Our Newest Members!

*by Eric Palmer, VP Membership*


Please join me in welcoming new members who have joined us recently. Make sure you keep an eye out for them at our meetings and events so that we can make them feel that they are an important part of our club.

Chuck Swearer

Diana Swearer

## Bill Carnazzo Fly Tyer's Corner (Taken from the Article Written in December 2009)

### Fly Patterns - Beadhead Flashback Swimming PT



*Beadhead Flashback Swimming PT*

#### Materials:

|                   |   |
|-------------------|---|
| <b>Hook:</b>      | Daiichi 1130 (or Tiemco 2457) scud hook, sizes 16-20      |
| <b>Thread:</b>    | Brown 8/0   |
| <b>Bead:</b>      | Small gold bead (2mm)                                     |
| <b>Tail:</b>      | Three pheasant tail fibers                                |
| <b>Abdomen:</b>   | Black crystal flash                                       |
| <b>Ribbing:</b>   | Hot orange and opal black Estaz or Jay Fair "Short Shuck" |
| <b>Wing case:</b> | Pheasant tail fibers                                      |
| <b>Thorax:</b>    | Peacock herl  |
| <b>Legs:</b>      | Pheasant tail fibers                                      |

#### Description

Last month we featured a *baetis* cripple pattern. This month we'll tie a very popular *baetis* nymph.

Anyone who has experienced a *baetis* (or, blue winged olive mayfly) hatch knows that nymph patterns representing *baetis* larvae can be phenomenally successful at times. I recently had such an experience on the Upper Sacramento River on a cold overcast afternoon. At around 1:00 P.M. I began seeing tiny *baetis* adults on

*Continued on Page 8*

*Fly Tyer's Corner - Continued from page 7*

the surface, but no surface fish activity. I had been fishing two stonefly nymphs on a short line rig; the *baetis* hatch inspired me to add a tiny PT (pheasant tail) nymph as a "stinger" trailing behind the bottom stonefly. I selected a #18 "swimming" version of the PT, which also included a bead and a piece of *mylar* tinsel added over the wing case. The reaction was immediate—a series of large fish, all on the PT, taken from pocket water on one of my favorite Upper Sac stretches, including a lunker that I lost as he disappeared over the lip of the pool and threw the hook after straightening the hook. At around 3:00 P.M., the action stopped as if someone had dropped a curtain. Noticing that my hands and feet were nearly frozen, I headed for the truck with a smile and a loud "yes-s-s-s-s-s."

I talked to Bob Grace the next morning at the Ted Fay shop. When I told him about the tiny fly, he showed me his "two-minute PT"—but that's another story. I did watch him tie one and yes, it's done in two minutes. I promise to feature this fly in a future column, after I get Bob's permission. For the time being, let's build a Beadhead Flashback Swimming PT.

If you'd like to read more on *baetis* mayflies and their behavior, go to [www.troutnut.com](http://www.troutnut.com) for good, plain English angler-oriented information; once you are on that site, use their search tool to find *baetis* info.


## Tying Instructions

For best viewing: (1) Maximize your Computer Screen Window. (2) Type "Ctrl + or -" to enlarge or contract the photograph display. (3) Use the Horizontal and Vertical Scroll Bars to scroll right and up/down to display larger photos on your screen.

1. Smash the hook barb unless you are using a barbless hook. Slip the bead onto the hook and wrap 3 or 4 turns of fine (.010) lead wire behind the bead. Apply a thin layer of Flexament on the hook shank and cover the shank with thread, including about half of the hook bend.



Steps 2 & 3



Step 1

2. Tie in three pheasant tail fibers as tails, splaying them out. They should be short—no longer than half the shank length. Don't cut the butts.
3. At the same point, tie in a piece of small copper wire. Pull it back and out of the way.

*Continued on Page 9*

Fly Tyer's Corner - Continued from page 8



Steps 4 & 5

6. At the same point tie in a small strip of mylar ribbing material and let it lie back over the abdomen. Tie in four PT fibers at the same point. The mylar and PT fibers should be pointing to the rear and should be out of the way.
7. Tie in 4 peacock herls. Twist them together and wrap them into the thorax space, right up to the back of the bead, where they should be tied off.



Steps 6 & 7



Steps 8, 9 & 10

8. Bring the PT butts over the top of the peacock herl, tie them down behind the bead, and don't cut the remaining butts, as they will become the legs.
9. Bring the mylar over the top of the PT Wing case and tie it down behind the bead. Pull the PT fibers back and tie them down in that position. Tie everything down firmly behind the bead and apply a tiny drop of super glue at that point.
10. Whip finish.

## Tying & Fishing Tips

1. Bob Grace substitutes black midge-size sparkle braid (made by UTC, and in spools) for the peacock herl. It looks nearly identical to peacock and is much more durable.
2. Substitute copper or black beads for the gold bead called for in the pattern to change the appearance of the fly slightly. I like to carry such different versions in case the fish start rejecting the "standard" tie.

Fish this little gem in pocket water during an afternoon *baetis* hatch and hold on. Go rip a few lips, and....

*Enjoy, and see ya on the creek...!!!*

## Granite Bay Flycasters

**Mission:** The organization is dedicated to conservation of fish habitat, advancement of the art of Fly Fishing, and good sportsmanship.

**Meetings:** General club meetings are held on the second Thursday of each month at the Granite Bay Activities Center on the shores of Folsom Lake. For directions, check <http://gbflycasters.org>.

Doors open between 6:00 P.M. and 6:30 P.M. for socializing and fly tying demonstrations. The business portion of the meeting begins at 7:00 P.M. The main program gets underway after a short refreshment break and usually involves a guest speaker and slide show, or other presentation. All meetings are open to the public and visitors are encouraged to attend.

**Membership:** Applications are available on-line at <http://gbflycasters.org> and at general meetings. Single membership: \$30; Family memberships: \$35; and youth (under 18): \$10. There is also a \$12 name badge charge for all new members. Membership is prorated throughout the year. For membership information, contact Don Whitecar at 916-804-5384, or visit the website at <http://gbflycasters.org>.

**The Leader:** To send articles, photos, ads and other materials, please e-mail to: Frank Stolten at [editor@gbflycasters.org](mailto:editor@gbflycasters.org). Please put **GBF Leader** in the subject line. Deadline for materials is the 15th of each month.

Please notify if address change

## Officers, Directors and Committee Chairs

President - Wendell Edwards  
916-989-1442 [president@gbflycasters.org](mailto:president@gbflycasters.org)  
VP Membership - Eric Palmer  
916-987-1359 [membership@gbflycasters.org](mailto:membership@gbflycasters.org)  
VP Conservation - Dave Fujiyama  
949-212-1337 [conservation@gbflycasters.org](mailto:conservation@gbflycasters.org)  
Secretary - David Bennett  
916-645-8370 [secretary@gbflycasters.org](mailto:secretary@gbflycasters.org)  
Treasurer - Gordon Tornberg  
916-983-2953 [treasurer@gbflycasters.org](mailto:treasurer@gbflycasters.org)

**Directors:**  
Through June, 2021 - Drake Johnson  
916-791-1039  
Through June, 2021 - Ron Davidson  
530-320-3598  
Through June, 2020 - Dale Spear  
530-677-1504  
Through June, 2020 - Ron Fay  
916-791-2752  
Through June, 2019 - David Jones  
916-474-4986  
Through June, 2019 - Ed Lloyd  
916-939-0540  
Director at Large, 1 year term - TinaLyn Sell  
916-765-9265  
Director at Large, 1 year term - Victor Maiello  
916-276-9010

**Committees:**  
Annual Dinner  
David Jones 916-474-4986  
Annual Picnic  
Wendell Edwards 916-508-7000  
Casting Instruction  
John Hogg 916-709-7340  
Rick Radoff 916-870-9637  
Classroom Egg Prog.  
Frank Stolten 916-725-6894  
Education  
Ron Davidson 530-320-3598  
Fishmasters  
Tony Jelinek - streams 916-791-8412  
Doug Kytönen - stillwater 916-772-6654  
Fly Tying  
Jim Holmes 916-967-6709  
Golden Trout Program  
David Jones 916-474-4986  
Leader Editor  
Frank Stolten 916-725-6894  
Leader Layout  
Vivian Mevorah 916-408-0678  
Librarian  
Kim Lloyd 916-988-3828  
Merchandising  
Victor Maiello 916-276-9010  
Monthly Programs  
Ed Lloyd 916-939-0540  
Webmaster  
Eric Palmer 916-987-1359  
Kent Ripley 916-797-6940  
Don Whitecar 916-804-5384

<http://gbflycasters.org>