

# The Leader

THE NEWSLETTER OF THE GRANITE BAY FLYCASTERS



Photo taken by Kent Ripley

Sammy the Salmon waiting to greet everyone  
at GBF's 21st Annual Dinner

*May 2007*



Visit our website: <http://www.gbflycasters.org>

MAY 2007

SUNDAY	MONDAY	TUESDAY	WEDNESDAY	THURSDAY	FRIDAY	SATURDAY
		1.	2.	3.	4.	5.
6.	7.	8.	9.	10. Conservation Committee Mtg. 6:00 pm General Meeting 7:30 P.M.	11.	12.
13.	14.	15. Fly Tyng Jam 6:30 PM	16.	17. Board Meeting 7:00 P.M.	18. Bridgeport Fishout	19.
20. Bridgeport Fishout	21.	22.	23.	24.	25.	26.
27.	28.	29.	30.	31.		

# President's Message

Rick Radoff

This month's meeting is Members' Night. There will be many displays from entomology to rod building. We are very lucky in this club to have so many members that are expert in the many facets of fly fishing. So, come out and enjoy the evening with us.

At this May meeting we will finalize the ballot with those wishing to run for an Officer or Director Position. At the June meeting we will vote for Officer and Director positions that are open. This is a great way to get involved in the workings of the club, and I encourage anyone that is interested to contact Frank Stolten or Mike Brune for more information, and to be included on the ballot.

The results of the survey will also be presented by Karl Wolff at this May meeting. We had a large response to the survey, and I would again like to thank all of you that turned one in.

During the first four months of this year we have had a lot going on with the ISE Show, the Annual Dinner, Kiene's California Warm Water Expo and his Annual Expo, American Fly Fishing Celebrity Clinics, and the many club clinics and fish outs; but, keep your eye on the Website, for there are many more events coming up, including our Annual Granite Bay Flycasters Picnic, and One Fly Contest in June.

Don't forget, starting this



month, if you want a copy of the membership list, let Jeanne English or I know, and we will e-mail you a copy.

All ten of the items for the by-law changes were passed overwhelmingly by your votes at the April meeting; again, I would like to thank Ron English and his committee that worked on the changes to the by-laws—a job well done!

Please fill out the fish out survey on the website, and get it back to Bill Carnazzo. It is important that we schedule the fish outs that you, the members, want, and the survey is a great tool so that we can better serve the needs and wants of our membership; but, we cannot do that without your input. Well, the regular fishing season has now opened, and I am sure that many of you are out on your favorite streams and rivers enjoying the good weather, and, I hope, good fishing.

I hope to see you all at the May General Meeting on May 10th.

Tight Loops...Rick Radoff

## Bridgeport Fishout

May 18 - 20

with Bill and Bev Hagopian

Bridgeport is situated in the Eastern High Sierras. Historic Bridgeport Valley has changed little since cattlemen, and miners discovered its grassy pastures in the 1850's. Surrounded by vast National Forest lands, the region is an unspoiled recreational playground with pristine lakes, rivers, and streams. There is good fishing in both Robinson Creek and Twin Lakes, which provides excellent fishing for large rainbow and brown trout and Northeast of Bridgeport is the East Walker River, a premier fly-fishing stream.

Bev and I will be camping at Lower Twin Lakes Campground; we have reserved campsite # 8 and #9. It's located approximately 10 miles southeast of Bridgeport, off of Twin Lakes Rd. Camping can be very cold at night since the campground is at 7000 feet. For those who would like to fish and not camp, there are many creekside cabins, bed and breakfast inns, and motels in the area. I will put up links on the club's message board.

### Monthly Fly Tying Winners for April

**Beginners:** - No Entries

**Non-beginners:** - Ray Ito

**\$25.00 Gift Certificate:**

Ron English

\$25 gift certificate from  
American Fly Fishing Company

**Directions:** From Sacramento area, go to Highway 395 and go south. US Highway 395 runs through Bridgeport. At the first street in Bridgeport, (at the Gas Station) turn right on to Twin Lakes Road. Travel on the Twin Lakes Road for about 9.5 miles, then make a left turn onto South Twin Lakes Road, and go approximately 0.6 miles across the bridge. The campground is on the right.

**Equipment:** See Website.

**A word to the wise:** Bridgeport is famous for its HIGH gas prices. Best to fill up in Minden or Walker.

For more information about lodging or RV sites, contact Twin Lakes Resort at (760) 932-7751.

*Continued on next page*

### THE ROD DOCTOR

Jim Victorine  
916.652.0408



Custom Flies

..... Custom Rods

Cane (bamboo) rods -

repaired & restored

Fiberglass & graphite rods repaired

Other types of rods repaired also

Repairing and restoring for 50 years

*Continued from previous page*

Upper Twin Lakes (760) 932-7071. Bridgeport Ranger District (760) 932-7070. Camping Reservations (800) 280-CAMP. Mono Village (760) 932-7071. Doc and Al's Resort (760) 932-7051. Also see GBF's website with links.

Ken's Sporting Goods has a good selection of fishing tackle, flies and is generous with fishing tips. Guide services are also available (760) 932-7707.

## Annual Election Announcement

The annual election of officers and directors takes place at the June general meeting. Below is a list of positions to be voted on during the election.

- President
- Vice President- Membership
- Vice President- Conservation
- Secretary
- Treasurer
- Director, 1-Year Term  
(Two Positions)
- Director-at-Large  
(1 Year Term)

Nominations will be accepted and made final at the May meeting except for any position that does not have at least one candidate, in which case a member may be nominated at the June general meeting and shall run as a write-in candidate. The slate of candidates is shaping up nicely but that doesn't mean there isn't room for anyone else that would like to offer their time and assistance. Like other club activities, being on the board is actually fun

while being very educational. Just ask anyone who has ever served on it. It takes very little time (usually about 2 hours a month) and is a great opportunity to become involved in the club and help chart its future direction. For GBF to remain a great organization, we totally depend upon the support of members willing to donate their time and talents. Please consider how you can help and become more involved.

If you are interested in volunteering your time and assistance for any of these positions, or would like more information, please contact Frank Stolten 725-6894 or Mike Brune 723-4524 prior to the May meeting.

## Fly Tying Jam

Our next scheduled fly tying jam is scheduled for Tuesday, May 15th, starting at about 6:30. Damsels, damsels, damsels...they are certainly on my mind this time of year, and should be on yours also. Bring a copy of your best damsel flies to tie, and we can share some damsel patterns that have been effective for me in the past.

As always, this is just the focus fly...others tie as they wish...Pete Peterson will probably be there tying some bass flies, and others just come to watch or kibitz.

If you want to tie along with me, bring along some 2x or 3x long hooks, green fuzz and your tying equipment, anything else we can share!

Hope to see 'ya there!

... Jim Holmes  
967-6709

Jwholmesjr@aol.com

## Virginia Lakes Fishout June 28 - July 1

Once again GBF is headed over the Sierras to beautiful Virginia Lakes. Located off Highway 395 and not too far from the town of Bridgeport, these small natural lakes are true Sierra Gems. Several high granite peaks tower over these pristine lakes. Both Virginia Lakes and Trumbull Lake are accessible by vehicle (elevation 9700'), but if you want a treat, take a short hike up the trail to a walk-in lake that contains Golden Trout.

Michael Kaul, a long time Granite Bay Member is leading this trip. The fishing is usually excellent all day long (mostly on subsurface flies) with 20 fish mornings common. A short hike up the trail brings you to a couple of lakes filled with Brookies that readily take dry flies. Mike has fished the Eastern Sierras for years and if you have an interest in learning about the area's fishing opportunities, Mike is the man to talk with. Professionally, Mike is a high school teacher

and he brings his easy going, patient approach onto the water. He has helped many a beginning float-tuber catch fish on Virginia Lakes. This fish out is perfect for beginning anglers (there will be lots of folks there willing to help you and extra equipment can be arranged for), and experienced flyfishers alike who love beautiful scenery and fantastic fishing. A short drive from the campground will bring you to many fly-fishing venues like the East Walker, Green Creek, Twin Lakes, Robinson Creek, Mammoth Lakes, Bodie, and Bridgeport Reservoir, to name a few.

The area boasts a nice campground at Trumbull Lake. Mike will secure some campsites for us at Trumbull. More information will be available at the May and June meetings.

If you do plan on going, please call Mike at (530) 677-8022 so he can get an idea of how many more campsites he needs to secure. Space can be limited and larger RV's may need to camp in an area just down the road. As an extra bonus an extraordinary taco dinner will be provided on Saturday.



America's Flyfishing Outfitter

[www.theflyshop.com](http://www.theflyshop.com)

4140 Churn Creek Road Redding, CA 96002

530-222-3555 Toll Free: 800-669-3474 Fax: 530-222-3572

email: [info@theflyshop.com](mailto:info@theflyshop.com)

## Two Fee-Based Clinics Available to GBF Members

I've made arrangements for two fee-based clinics for Granite Bay Flycasters members: a shad clinic with Al Smatsky, premiere shad guide on the American, Yuba, and Feather Rivers; and a "Czech Nymphing" clinic with Andy Burk on the Truckee River.

Both of these clinics provide a once-in-a-lifetime to anglers wanting to branch out and expand their skills. Both Al and Andy are industry professionals, and we need to pay them for their time. However, the fees are nominal compared to what you will gain in terms of skills, techniques, and river savvy.

The shad clinic will be held from 3:00 p.m. until dark on Wednesday, May 16th, 2007. It will be limited to eight Granite Bay Flycasters members. The cost will be \$25 per person. Participants are responsible for their own food and water.

The Czech nymphing clinic with Andy Burk will be an all-day event to be held Saturday, June 2, 2007. It will be limited to six Granite Bay Flycasters members. The cost will be \$55 per person. Each angler will need to provide food and (if desired) lodging (or camping)—these are not included.

I will shortly have more details on exact meeting place, equipment, etc., for these two clinics and will get that information out

to the membership. There will be sign up sheets at the May general meeting. For further information, contact Bill Carnazzo at (530) 367-5209 or (916) 295-9353.

. . . Bill Carnazzo

### Welcome New Members

Vic Biswell, Bob & Lenore Hoy, Gil Machado

Membership note: Thanks to all who have paid their 2007 dues! Please remember to let me know if you change your e-mail address, phone number or address so I can correct it on the membership list. Thanks, Jeanne English (530) 677-7169 or [rtefish@d-web.com](mailto:rtefish@d-web.com)



Craig Robertson

Realtor®

3001 Lava Ridge Court,

"Say you are with GBF  
and I will donate \$250  
after close of escrow."



Suite 100

Roseville, CA 95661

Office: 916-960-5043

Cell: 916-765-4971

Fax: 916-960-5083

VIEW MY WEB SITE FOR VIRTUALLY ALL  
CURRENT LISTINGS IN THE AREA!

[www.CraigRealEstate.biz](http://www.CraigRealEstate.biz)

With Integrity, Commitment, and Communication, We Succeed!



## ANNUAL PICNIC AND ONE-FLY TOURNAMENT JUNE 7<sup>TH</sup> - 10<sup>TH</sup>

This year's picnic will be better than the last. Just ask anyone who attended the events last year, what fun we had? Every year we learn and improve.

**WHERE:** Bear Valley P.G.E. Group Campground

**WHEN:** Thursday June 7th- Sunday June-10th  
Or whenever you can make it.

**DIRECTIONS:** From Roseville take I-80 east to the Highway 20 "Grass Valley exit". Go about 5 miles to Bowman lake Road. "This is the road to Fuller Lake" Go Approximately 1/3rd of a mile on Bowman Lake Road to the campground. The Campground is on the left before you cross Bear River.

**THE DETAILS:** 1. Bring your Family, 2. Have great Time. 3. GBF will provide the best barbeque of the year Thanks To Grill-Master Tony and all the volunteers on Saturday eve. If every one brings a side dish or desert, what a feast we will have. Campsites are first come first served. We have limited space at the main campground for RV's but plenty of space within walking distance just outside of the campground.

We will have signup sheets at the May meeting or E-Mail me at: [mike@fotopowers.com](mailto:mike@fotopowers.com) (916) 606-5558. All are welcome, but we need to know how much food to buy and who is participating in the 1-fly tournament.

### **SCHEDULE OF EVENTS:**

**Thursday** - June 7th: Arrive any time, set-up camp, open a soda and kick back. Or go fish!

**Friday** - June 8th: Go Fish!

**Saturday** - June 9th:

9:00 Start One-Fly Tournament on Fuller Lake

12:00 End tournament. Barbeques fire up, thank you chef Tony and the assistant chefs. While the ribs are cooking we'll hold the 3rd annual "Frank Massey Memorial Not-So-Special Olympics" Thank you Dan Lovesee for your willingness to plan fun games for everyone.

5:30-6:00 Dinner

6:45 Awards ceremony for the One Fly Tournament and the Massey games. At dark we will start the bon-fire and roast marshmallows.

**Sunday** - June 10th: pack up and Go Fish!



## **Granite Bay Flycasters Classifieds**

### **Fly Rods For Sale:**

- \* 9' 2pc 7wt Loomis (Adventure) fly rod, Med to fast action. Aluminum tube, and sock, Very little use. Great for Bass \$75
- \* 9' 2pc 4wt Scott SVS Fly rod, Med action, Vinyl tube and sock, Sweet rod. \$45
- \* 9' 2pc 8wt Scientific Anglers S/A, Fast Action, Fighting-butt grip, great buy at \$40

Contact Jim Hunter at (916) 408-8966

### **Fly Tying Vises For Sale:**

1. I have a near-new Dyna-King "Sidewinder" vise for sale. This true rotary vise is the top of the Dyna-King line. You can see it and review its features at [http://www.dyna-king.com/flyvise\\_dtl.asp?itemval=14&pv=0&pid=012](http://www.dyna-king.com/flyvise_dtl.asp?itemval=14&pv=0&pid=012). At retail, with pedestal base, it sells for \$429.00. My vise comes with the following add-on items: Magnifier (\$45); trim bag (\$35); clamp base with long shank (\$79); midge jaws (\$40); Black Stream fly tyer's lamp (\$95); tool caddy (\$40). The grand total at retail would be \$723. I am asking \$500.00 for it.

2. I also have a Thompson A vise that comes with both the pedestal and clamp bases. I am asking \$45.00 for this vise.

Contact Bill Carnazzo (530)367-5209

To place a classified ad, you must be a member in good standing of the Granite Bay Flycasters. Classified ads will run for only one issue of *The Leader*, unless the seller requests it to run longer. Submit your listing to: [fstolten@comcast.net](mailto:fstolten@comcast.net) with subject line: 'GBF: Classified'. Or mail your info to: Frank Stolten, 8290 Country Lake Dr., Orangevale, CA 95662. All ads must arrive by the 15<sup>th</sup> of the month to be included in the following month's *Leader*.

## **MOUNTAIN HARDWARE**



### **TAHOE TRUCKEE'S PREMIERE FISHING AND OUTDOOR STORE**

**Area's largest and most  
complete year-round  
selection of fly tying  
material and fly fishing  
equipment**

Come visit us at:	282 Bonta St.
11320 Donner Pass Rd.	Blairsden, Ca
Truckee, Ca 96161	96103
(530) 587-4844	(530) 836-2589
Mon-Fri 7am-7pm	Mon-Fri 7am-5pm
Sun 8am-6pm	Sun 9am-5pm

## **Denny Welch Attorney at Law**

114 N. Sunrise Avenue,  
Suite B-2  
Roseville, CA 95661

**TRUSTS**

**WILLS**

**PROBATE**

**ESTATE PLANNING**

**916-786-2070**

email: [dennywelch@jps.net](mailto:dennywelch@jps.net)

## GBF - Monthly Meeting

### May Program

Once again it is time for Members' Night, the annual May meeting where a dozen or so members display some of the aspects of flyfishing and a broad range of club activities. The topics range from the classroom egg program to net building. It is a great meeting to learn and /or re-learn about bugs, knot tying, fly rod building, conservation projects, gear, and much more!

Come one, come all! This is the meeting that a member can receive the maximum amount of information in the least amount of time.

When: May 10, 7:30 PM

Where: GBF Clubhouse



**L³ Rods**  
**Custom Fishing Rods**  
**Supplies and Classes**

**Larry L. Lee**  
**5645 St. Claire Way**  
**Citrus Heights, CA 95621**

web: [www.L3rods.com](http://www.L3rods.com)  
email: [larrylee@L3rods.com](mailto:larrylee@L3rods.com)  
(916) 962-0616 O  
(916) 601-7853 C

### North Yuba Nymphing Clinic

Where: North Yuba River above  
Downieville

When: July 21, 2007

Chairperson: Bill Carnazzo

Fee: None

Signup limit: 20 members

Equipment needed:

Rod - 4 or 5 wt, 9'(preferably, but  
an 8 ½' rod will do)

Line - floating only

Leader - 7 ½' leader tapered to  
3x

Flies - to be determined

In July waders are optional. A  
complete equipment list will  
be given to participants well in  
advance of the outing.

Purpose: Do you want to learn  
how to fish with nymphs in  
pocket water, or learn different  
techniques for this type of fish-  
ing? This is your opportunity to  
do so on a first-class river. You  
will learn rigging, reading water,  
spotting fish, proper approach/  
wading techniques, short line  
strategies, and much more.

Signups: Signups will be taken  
commencing with the June  
general meeting, and continu-  
ing into the July meeting if the  
clinic doesn't fill up in June.

More information: Contact Bill  
Carnazzo at [bcarnazzo@ftcnet.net](mailto:bcarnazzo@ftcnet.net).  
net; (530) 367-5209

### Virginia Lakes

#### Fishout

June 28 - July 1

## Warmwater Corner

At the May 15 Fly Tying Jam, I will be tying the Clouser Minnow. This fly is quite simple but is often tied wrong. I will be showing exactly how Bob Clouser ties this fly. I will also go into using synthetics and other slight modifications that I use. This is an extremely versatile fly for all fishing. I caught a 26-inch brown on one at Lake Manzanita a few years ago. I have also caught leopard sharks on this fly.

This fly is usually retrieved

wrong also. I will go into the proper retrieve to obtain the best results.

Bring your tying tools and \$3 or you are welcome to just watch.

*Trivia:* The largest largemouth bass ever caught was in 1932 and weighed 22 lb 4 oz. Out of the 10 largest bass ever weighed in, 8 came from Calif. waters. The largest smallmouth ever caught weighed in over 11 lbs. and was caught in Tenn.

Think big – think bass.

. . .Pete Peterson



**AMERICAN  
FLY FISHING CO.**

3523 Fair Oaks Blvd.  
Sacramento, CA 95864  
916 483-1222  
800 410-1222

Recommended by:

**SAGE**

**REDINGTON®**

**SIMMS**

HIGH PERFORMANCE  
*Scott*  
FLY RODS

Our Web site—  
Simple! Secure!  
Guaranteed!

**AmericanFlyFishing.com**  
AMERICA'S ONLINE FLY SHOP

## **GBF 2007 Annual Dinner** **Was a Great Success**

The dinner was a success and I am happy for all those that put in an effort to make it that way. We started in September of 2006 organizing the dinner. The following people were instrumental in putting the show together. As you can see, it is not “I” but “We” that were able to pull it off. Congratulations to all.

Frank Stolten (Silent Auction/committee)

Bill Hagopian (Dinner tickets, raffle cash/committee)

Bev Hagopian (Dinner tickets, raffle cash/committee)

Tom Pettey (raffle/committee)

Dick Davis (raffle ticket bundling, raffle sales/committee)

Jim Hunter (day program, raffle sales/committee)

Pete Peterson (go to guy, raffle runners/committee)

Mike Brune (Promotions and tear down/committee)

Tom Ross (non fishing silent auction/committee)

Mike Lang (adviser)

Joe Aichroft (Name tags and adviser)

Art Hawkins (Adviser and net builder)

Bob Williams (Sammy Salmon)

Marty Holmes (Samantha salmon and dancer extraordinaire)

Jim Holmes (Rick Radoff look alike and dancer extraordinaire)

Art Livingston (Raffle)

John Peterson (Raffle and setup)

*Continued on next page*

---

*Continued from previous page*

Rick Radoff (Logistics for the Speaker)

Mike Gervais (Set up)

Bill Aaberg (Welcome table)

Barbara Aaberg (Welcome Desk)

Kent Ripley (Photographer and website)

Karl Wolff (Helped with use of Microsoft merge)

Ron English (Speaker)

Jeanne English (Speaker)

Barbara Bania (Silent Auction)

Denny Welch (Master of Ceremonies)

Paul Egan (nominated "Wet Fly" recipient)

Jack Ramos (set up)

Heath Wakelee (Jim Coleman Conservation Award)

Jeroen Smit (singer)

Bill Carnazzo (Wet Fly Award)

Frank Headley (video and music production)

Steve Howes, Brother (Sammy/Samantha salmon,  
Denny Cartoon)

Dawn Ellis, Daughter (Raffle program)

Those that supported the club through donations of  
cash and merchandise

And of course, the 210 members and friends that  
brought their smiles to the Annual Dinner

Next year's dinner is already in the planning. If you would like to help out in the planning stage let me know.

Mike Howes - Annual Dinner Chair

## Ron English Shad Fly

Ron and Jeanne English showed me this simple fly a couple of years ago. While there are many good shad patterns, this one catches a lot of fish when drifted properly. There is a shad clinic scheduled for May 16th, with Al Smatsky. If you haven't fished for shad, or want to improve your skills at hooking these hard fighting fish, be sure to sign up for this clinic. The cost is \$25, and well worth it. Covered subjects include rods, lines, leaders, flies, tactics, and fish handling.

### Instructions:

1. Cover the front  $\frac{1}{4}$  of the hook with thread. Mount the eyes about  $\frac{1}{8}$  " behind the hook eye and on top of the hook. This will cause the hook to ride upside down, which helps to minimize bottom snags.
2. Wrap lead or substitute, if weight is desired. Cover it with thread wraps to secure it in place.
3. Tie in a small bunch of calf tail just above the barb of the hook which you should have smashed by now. Fishing barbed shad hooks is unsafe. If, due to wind or an errant cast, you happen to hook yourself, or if another angler sinks one in you, although it still hurts the debarbed version will back



Ron English Shad Fly

out easily. The barbed version is difficult and painful to remove.

*Continued on next page*

### MATERIAL LIST

Hook:	Any shad hook such as Eagle Claw 1197N or 3908C, sizes 6-10
Thread:	Hot pink (or color to match body)
Tail:	White calf tail
Underbody:	Hot pink floss (or other color such as chartreuse, red, yellow)
Overbody:	Mylar strand
Eyes:	Gold or silver dumbbell eyes (small); for smaller hooks, use bead chain eyes
Head:	Thread
Weight:	(Optional) Lead wire or substitute. Tie some with and without weight

*Continued from previous page*

4. At the same point as the tail, tie in a strip of mylar. You can use mylar tinsel, which comes on a spool, or salt water pearl flashabou.

5. Tie in hot pink (or other color) floss at the same point and wind it forward to the rear of the eyes; tie it off there..

6. Wrap the mylar forward as an overbody, and tie it off at the same point as the floss.

7. Form a head with the tying thread, and whip finish. Apply head cement or superglue, since the thread will be slippery and it helps to keep the eyes in place.

### **Useful tips for shad fishing:**

1. Keep it simple. You won't need your gadget-laden vest. All you need is your fishing license, a small box of shad flies, a spool of 8 or 10 pound maxima for your leader, a forceps and a nipper.

2. Don't use tapered leaders for this type of fishing. Your leader should be short (6 feet) and stout. The object is to get the fly down quickly for the swing.

3. A good sink tip such as a Teeny 200 (for single-handed rods) will do in most situations. For higher flows you may have to go up to 250 or 300 grain lines.

### **Tying tips:**

1. To tie eyes on the hook

properly, see tying tip #2 in this column in the March issue of the Leader.

2. To tie materials such as calf tail on the hook without having it roll over to the other side of the hook, use the "45 degree" technique. See the "Tips, tricks, and techniques" page on my website: <http://www.billcarnazzo.com/articles/fishfoolingdryflies.htm>

3. When tying flies such as the one in this month's article, it pays to coat the body with a good flexible cement such as Dave's Flexament or Softex. You will get more use out of your flies by taking this step.

### **Your Headquarters for Northeastern California and Northern Nevada.**

- Weekly on-line fishing report for our local waters
- Tahoe-Truckee guide service
- Pyramid Lake guide service

For more information:

**[www.renoflyshop.com](http://www.renoflyshop.com)**

e-mail: [info@renoflyshop.com](mailto:info@renoflyshop.com)



294 E. Moana Ln., #14  
Reno, NV 89502

**(775)825-3474**



Open April 29  
thru Sept. 30

10200 Donner Pass Rd.  
Truckee, CA 96161

**(530)582-0900**

## Rod Building 204D Tying Hook Keeper to Blank

This article will provide direction for permanently tying the hook keeper to the blank. Subsequent articles will collectively describe how to: 1) reinforce the ferrules, 2) place thread onto or adjacent to the tiptop, 3) add some small single or multiple trim bands, and 4) prepare the rod for epoxy application to the thread.

In all of these photos, I used a metallic colored thread that I hope shows the steps clearly. If you have a difficult time following the steps outlined here, it would probably be helpful to enroll in a rod building class and learn these techniques from an instructor

### A few general notes regarding hook keepers:

Hook keepers are used to retain your fly in a safe place when you are not fishing. It should be kept in mind that a hook keeper is an optional addition to your custom rod. Also, the method described below is not the only way to tie on the hook keeper, but is considered the simplest technique to master.

The hook keeper is typically tied on in line with the guides and is centered with the reel. It is placed near the top of the cork so it is out of the way when casting. When the hook keeper is tied on, the final wrapping threads ideally should not overlap, but should be as closely adjacent to each succeeding wrap as possible so that the blank does not show through. Some basic steps that have been discussed in the previous three

articles have been left out due to space constraints. If you have questions on this process, please review the previous three articles.

### Tying the hook keeper to the blank:

As a first step, start winding the thread adjacent to the winding check (see photo: "Hook keeper thread start"). Next, push the thread back



with the burnishing tool until it is tight against the winding check and clip the excess thread (see photo: "Push back with burnishing tool").




Now heat the feet of the hook keeper with a lighter and place glue onto the feet (as described in previous articles). Then place the hook keeper onto the blank at the desired location and let cool (see photo: "Place hook keeper on the blank"). Make sure the hook keeper is in line

*Continued on next page*




*Continued from previous page*





with the other guides and centered with the reel.

Continue wrapping thread until you have approximately  $\frac{1}{4}$ " from the end of the thread wrap for the hook keeper. Create the string loop (as described in previous articles), orienting the loop toward the hook keeper. This loop will be used later to pull the end of the thread under the wrap to complete the wrap (see photo: "Wind thread and put in loop"). Now wind the thread until



you reach the hook keeper and hold and clip the thread. While still keeping the thread tight, put the end of the thread through the loop.

Now pull the loop just slightly under the wrap and clip the excess thread (see photo "Pull loop under and clip"). Pull the loop entirely through, thus leaving the end of the thread under the wrap (see photo: "Pull loop entirely out"). Now you have one side done. Start the same



procedure again to complete tying the thread onto the second foot of the hook keeper. (See photo: "Completed hook keeper"). You have now completed tying on the hook keeper.



Clarification on this technique can be discovered in the previous three articles or by taking a rod building class.

As always, rod-building classes are available for learning these processes. If you have any questions or suggestions, please feel free to contact Larry Lee at [larrylee@L3rods.com](mailto:larrylee@L3rods.com) or by telephone at (916) 962-0616.

## Scenes from GBF's 21st Annual Dinner



**Left:** Sammy comparing spawning notes with another marathoner.



**Above:** Sammy getting his registration tag



**Left:** Sammy knows these guys could never catch him.

*Continued on next page*



Bill & Marilyn Kiene

2654 MARCONI AVENUE  
SACRAMENTO CA 95821

916/486-9958 800/4000-FLY  
email: [info@kiene.com](mailto:info@kiene.com)  
[www.kiene.com](http://www.kiene.com)



6412 Tupelo Drive, Suite C  
Citrus Heights, CA 95610  
916-722-1055  
info@flyfishingspecialties.com



**Above:** Sammy sees a two-fer for his next meal.



**Above:** Sammy's a real ham.



**Left:** Sammy clearly recognizes a senior spawner.

Cont'd from previous page

#### Officers

President	Rick Radoff	916-624-2107
VP Membership	Jeanne English	530-677-7169
VP Conservation	Heath Wakelee	916-870-5253
Secretary	Fran Radoff	916-624-2107
Treasurer	John Hogg	916-663-2051

#### Directors:

Through June, 2009	Ron English	530-677-7169
Through June, 2009	Karl Wolff	916-941-8584
Through June, 2008	Joe Aichroth	916-772-4177
Through June, 2008	Mike Kaul	530-677-8022
Through June, 2007	Kent Ripley	916-797-6940
Through June, 2007	Bob De Ross	916-933-4716
At Large, 2007	Tom Bartos	916-791-6072
Past President	Art Hawkins	916-725-3026

#### Committees:

Annual Dinner	Mike Howes	916-863-6795
Casting Instruction	Sturmer White	916-791-2618
Classroom Egg Prog.	Rick Radoff	916-624-2107
	Frank Stolten	916-725-6894
Fishmaster	Art Livingston	916-722-2992

#### Fly Tying

Fly Tying	Bill Carnazzo	530-367-5209
	Paul Egan	916-640-5126
Fly Tying Jam	Jim Holmes	916-967-6709
Gatekeepers	Michael Gervais	916-783-5477
	Jack Peuler	916-797-1547
Golden Trout Program	Larry Goodell	530-268-8160
Historian	Warren Schoenmann	916-725-2542
Leader Editor	Frank Stollen	916-725-6894
Leader Layout	Vivian Mevorah	916-408-0678
Librarian	Bill & Ellen Tydeman	530-367-5782
Merchandising	Taylor Yates	916-608-4560
	Dennis Baker	916-580-7639
Monthly Programs	Tom Bartos	916-791-6072
	Ron Hayashi	916-488-9901
New Members Coord.	Joe Aichroth	916-772-4177
Refreshments	Position Open	
Salmon Festival	Pete Peterson	916-240-1997
Webmaster	Kent Ripley	916-797-6940
Youth Program	Position Open	

www.gbflycasters.org



Granite Bay Flycasters  
4120 Douglas Blvd. #306-356  
Granite Bay, CA 95746-5936

### Granite Bay Flycasters

**Mission:** The organization is dedicated to conservation of fish habitat, advancement of the art of Fly Fishing, and good sportsmanship.

**Meetings:** General club meetings are held on the second Thursday of each month at the Granite Bay Activities Center on the shores of Folsom Lake. For directions, check [www.gbflycasters.org](http://www.gbflycasters.org), or call Rick Radoff at 916-624-2107.

Doors open between 6:30 P.M. and 7:00 P.M. for socializing and fly tying demonstrations. The business portion of the meeting begins at 7:30 P.M. The main program gets underway after a short refreshment break and usually involves a guest speaker and slide show, or other presentation. All meetings are open to the public and visitors are encouraged to attend.

**Membership:** Applications are available on-line at [www.gbflycasters.org](http://www.gbflycasters.org) and at general meetings. Single membership, \$30; Family memberships, \$35; and youth (under 18), \$10. There is also an \$8 name badge charge for all new members. Membership is prorated throughout the year. For membership information, call Jeanne English at 530-677-7169, or visit the website at [www.gbflycasters.org](http://www.gbflycasters.org).

**The Leader:** To send articles, photos, ads and other materials, please e-mail to: Frank Stolten at [fstolten@comcast.net](mailto:fstolten@comcast.net). Please put *GBF Leader* in the subject line. Deadline for materials is the 15th of each month. Thank you to Alpha Graphics, 916-638-2679 for printing the *Leader* at cost.

please notify if address change