

FEBRUARY 2002

Sun	Mon	Tue	Wed	Thu	Fri	Sat
3 Fishout	4	5	6	7	8	9
10	11	12	13	14 General meeting 7-10:30P.M.	15	16 Fishout Pyramid Lake Host Ron English
17	18	19 Fly Tying Jam Session	20	21 Board meeting 7-9P.M.	22	23
24	25	26	27	28		

Officers		
President	Denny Welch	530-889-8562
V.P. Membership	Jeremy Gray	916-797-3312
V.P. Conservation	John Carroz	
Secretary	Chris Ronshausen	916-638-5615
Treasurer	John Bergman	916-966-7032
Directors		
Through 2001	Nathan Joyner	916-984-2025
Through 2001	Dave Baker	916-315-0715
Through 2002	Jeff Medin	916-353-1992
Through 2002	Linda Sha	530-885-3111
Through 2003	Jack Ramos	916-774-9972
Through 2003	Lester Snow	916-967-7563
At Large	Dick Neuman	916-773-1188
Past President	Drake Johnson	916-783-0343
Committees		
Advertising	Robert Tamson	916-967-0176
Annual Dinner	Chris Ronshausen	916-638-5615
Bear River Project	Jim Coleman	530-885-4128
Casting	John Hogg	916-663-2051
	Steve Johnson	530-644-4061
Casting Pool Project	Tom Klinefelte	916-363-6634
Leader Editor	Jack Ramos	916-774-9972
Salmon & Steelhead	Rick Radoff	916-624-2107
Education Program	Frank Stolten	916-725-6894
Fishmaster	John Hogg	916-663-2051
Fly Tying	Bill Carnazz	916-663-2604
Gatekeepers	Mike Gervais	916-797-1547
	Jack Peuler	916-797-1547
Golden Trout	Gary Flanagan	916-791-3528
Historian	Warren Schoenma	916-725-2542
Librarians	Jim Hunter	916-652-5057
	Mac Hunter	916-791-0359
Merchandising	Mike Brun	916-723-4524
Program	Ron English	530-677-7169
Special Projects	Frank Stolten	916-725-6894
Raffle	Jeanne English	530-677-7169
Refreshments	Vacant	
Webmaster	Ray Mahlberg	530-823-6762
Youth Counselors	Jeanne & Ron English	530-677-7169

*Northern California's
premier fly-fishing outfitter.*

Expert

- * Guides walk-ins & full day float trips.
- * Classes

- tying & casting
- * Clinics



Fine

- * Rods
- * Reels
- * Flies
- * Gear

We offer a full service fly shop with friendly, personal and experienced service. Come by our shop and let us professionally outfit you for your next fly fishing experience, or visit us online.



**13394 Lincoln Way Auburn, CA. 95603
(530) 823 - 6968 info@sierraflyfishers.com
www.sierraflyfishers.com**

President's Message

Well, we have a problem. It was bound to happen sooner or later, but I really didn't expect it to happen this year. Our annual dinner is coming up on April 6th. The hall holds about 220 people. We currently have about 200 members in the club. If everyone came and brought their better half, well, you do the math.

This year's dinner is going to be one to remember. We've got thousands of dollars in raffle and silent auction items. The silent auction is going to be expanded to include more items. Our speaker, Brian O'Keefe, is going to knock your socks off. This year we are also going to have a live auction... for a surprise prize. It could be a new Sage rod...it could be a balloon...it could be a trip...or it could be a trip to Galt. The only thing I can guarantee is that it will be fun.

I wish we had room for everyone, but we don't. This is truly going to be first come, first served. I encourage each of you to get your tickets at the next meeting at the latest!

The ISE show at Cal-Expo was a huge success. Thanks go to Dick Neumann for coordinating our booth, to Pete Peterson for being the workhorse he always is and to all those who worked the booth and tied the "buggers" with the kids. We signed up some new members, renewed outdated memberships, sold some dinner tickets and made some new friends. Good job to all of you.

We had a good fishout at Lake Amador and we have another good one coming up for Super Bowl Sunday on the Lower Yuba. We'd love to see you there.

This is your club. How can we make it better for you? If you have any ideas let me or one of the other board members know.

Until next time.

Denny

* The new year marked a tragic passing. Flyfishing icon Gary LaFontaine died in early January after a long struggle with Lou Gehrig's disease. In addition to his prolific talents as an author (he published more than 100 articles on fly fishing in more than a dozen different national and regional publications), he was a tremendous friend of the FFF. He will be sorely missed by his many friends and admirers in the angling world.

Fishouts

Feb 3 Yuba River Host Jeremy Gray (full)

Feb 16 Pyramid Lake Host Ron English (weather permitting)

-----TECHNIQUE-----

IN IT FOR THE SHORT HAUL

The Haul and Double Haul are worthy goals for every fly caster. A few easy tips may make your casting journey a little easier.

The Haul allows the rod tip to speed up faster than a cast without a haul. Many casters use a haul on the backcast to remove slack from the line and really don't haul at all. The haul should occur right as the rod tip is speeding up for the speed up and stop portion of the cast, at the last possible instant before the rod is brought to a stop.

Often casters start pulling down on the line hand as they start making a backcast with the rod hand. The haul works the same as the casting stroke itself. It starts off slowly and accelerates to a stop. If you start the haul too fast the line hand can never get fast enough to make a good haul right at the end of the cast.

Remove all slack from the line before you start the haul. The haul should start right at the time the rod hand accelerates to make the speed up and stop. The haul should be only about 3 inches, not three feet. If you must remove slack from the line, leaving your line hand a distance longer than 12 inches from the reel, leave the line hand at that spot and make the haul. Make only a very short and very quick haul. Do not return the line hand up to the reel hand.

Leave the line hand down by your side as you start the forward cast. Again make a very short and very quick haul of 3 inches or less with the line hand by your side and the line will rapidly shoot out the rod tip. If you allow the line hand to move up toward the rod hand on either the backcast or the forward cast you'll put slack in the line that must be taken out by the rod hand.

One way to practice the shortest haul possible is to lay the line out in front of you and start moving the rod very slowly to the back. Move it painfully slow. Then at the last second make a quick speed up and stop with the rod hand and a very short, quick haul with the line hand. Allow the line to fall to the ground or water behind you. STOP. Think about what just happened.

Now reverse the process and make the forward cast. Again start as slow as possible. Remember to wait until the last second to make the very short haul on the forward cast. Again let the line fall to the ground or water.

Keep practicing letting the line fall to the ground. Concentrate on making the smallest, tightest loop you possibly can. When you've got a nice tight loop, false cast the line a couple of times. Don't open up the loop or rush the haul. If the loop starts to open up, return the line to the ground after each cast.

Remember, the rod hand makes the same movement whether you are using a haul or not. The line hand is where the change takes place and where the emphasis should be on casts with double hauls.

The best casts will have a very short haul with a lot of speed but not a lot of length. With enough practice you'll find your best casts are made with the short haul.

(Colby Sorrells is an FFF Certified Casting Instructor from Bourne, Texas)

Nevada City Anglers


417 Broad Street, Nevada City, CA 95959
530-478-9301

<http://www.GOFLYFISHING.com>

Tuesday through Saturday :00am-5:00pm

Yuba River Winter Steelhead
Private Access Drift Trips on the Lower Yuba

- Full Service Fly shop
- Fly Tying & Rod Building Classes
- Beginning Fly fishing Classes
- Equipment Rentals Rod & Reels and Wading packages
- Custom Built Bamboo & Graphite Rods
- Guided Drift and Walk-&-Wade Trips
- Lower Yuba Clinics for Steelhead and Rainbow Trout



Call to reserve your guide date or to enroll in one of our classes today!

www.goflyfishing.com

530-478-9301

CAL-EXPO 2002



Dick Neumann Recruits New Member Jack Fleig

THE GBF PRESENCE —

For more than the past decade GBF has been participating in the International Sportsman's Exhibition held at Cal Expo and this year was no exception!

GBF had wide ranging participation—from more than 20 members manning our booth (some like Pete Peterson, John Carroz, Mike Brune and Michael Gervais, took on two or more shifts), fly tying demos — again Pete Peterson as well as Bill Carnazzo and supporting the Youth Fair on Sunday.

Many booth visitors "signed up" and paid their dues (we actually ran out of applications), some current members paid their Year 2002 annual dues and those on booth duty actually sold the first seven tickets to our Annual Dinner.

A REQUEST FOR INPUT—Dick Neumann has requested all who participated in booth duty as well as those who visited the booth, to submit their ideas to improve the operation next year. Surely you must have one or two thoughts to pass along to Dick. He can be reached at phone 916 773 1188, fax 916 773 5475 or email: dickneumann@inreach.com. Thanks, your input will be appreciated.

GUEST SPEAKER February 14

Rich Brown

His presentation will be on Silver Creek Idaho. Spring creek fishing.

NEW MEMBERS

A warm G.B.F. welcome to are Thirteen new members

- * Ray Nunez
 - * Tony Kirk
 - * Art Hawkins
 - * E. Cory Cherrstrom
 - * Sonya Adamson
 - * Harrell Family (Dave and Josh)
 - * Nolan Family (Greg and Susan)
 - * Jack Fleig
 - * Williaim Shannon
 - * David Aschaff and Karen Hubbard
-
-

KNOWLEDGE

The Magic Number 42 -- Where Science and Fishing Meet

Forty-two is a magic number to still water fisherman (those that use metric the magic number is 4). Forty-two degrees is the temperature where water is at its densest. Density is the ratio of mass to volume. Fluids (gasses and liquids) form layers based on density: less dense fluids float on top of denser fluids. The same thing happens in a lake, with temperature determining the density of water. So in the summer, the water is the warmest at the top and decreases in water temperature as you progress to deeper water until the water temperature reaches 42 degrees Fahrenheit (4 centigrade). Moving waters tend to get mixed up and unless they are very big do not form the layers of varying temperature/density.


As the water surface cools in the fall, cooler water sinks, filling the lake from the bottom up with water at 42 degrees Fahrenheit. Until the entire lake is at 42 degrees Fahrenheit (4 centigrade), this is called the fall turnover of a lake. At turnover the water at the bottom tends to mix with the water at the surface, the process mixes nutrients and oxygen.

We all know that fish are cold blooded, and seek out their comfort zone (Temperature). But reading a lak is much more than knowing that the temperature changes with depth. Water's viscosity also changes with temperature, and has its lowest viscosity at forty-two degrees. High viscosity fluids are slow moving, like honey. Lower viscosity fluids are faster moving; for example, air has a lower viscosity than water. When the wind blows over a lake, the wind will move the water just a little, pushing the water from one end to the other forming an oval current along the upper layers of a lake, and adding oxygen to the water. Under the waters surface a similar event is occurring at the thermocline. The thermocline is the point where the viscosity changes enough to prevent the free exchange of current. Just like the lake surface and the wind, the water above the thermocline moves across the surface, at slow pace but faster than the water below the thermocline. This process adds and mixes oxygen above the thermocline and the water below the thermocline has a much less oxygen. Since fish need oxygen, they tend to stay above the thermocline regardless of their preferred temperature range.

In the winter a slightly different sequence occurs, water is at its densest at 42 degrees, so water colder than 42 degrees floats. This is why ice floats. If this did not happen lakes would freeze from the bottom up and many of our lakes would be fishless.

During ice out the thermocline is very close to the surface, making fishing fabulous after ice out. The fish are restricted to a small portion of the lake near the surface, and they are usually hungry.

(by Dave Spiller of the South Sound Fly Fishers of Olympia, WA)



(Continued from page 14)

logged in the past, we would probably cover all 10,000 acres in the next 10 years," Feller told me. "But by doing clear-cutting, we'll be able to only touch about 10 percent of the total acreage. So it's a lighter hand on the watershed, and sets us up for developing kind of a mosaic of wildlife habitat."

Many people believe California needs to be more vigilant about protecting its natural resources from the effects of logging, whether that logging occurs on private or public land. The fact is that timber harvesting is an activity which directly affects public trust resources. The streams and creeks and rivers are not private property. But the new scrutiny hasn't led to more timber harvest plans being turned down. Last year, the Forestry Department approved 574 plans and rejected none, said Louis Blumberg, a spokesman for the California Department of Forestry. He denies that the department rubber-stamps the plans, explaining, "We don't approve or disapprove plans because we like or dislike them. Our legal mandate is to work with the landowners to ensure that their plans meet environmental laws."

[The above material was taken from a story by Mark Hertsgaard and was jointly produced with NPR's "Living On Earth" program, which broadcast a radio version over the weekend of June 9 to 11, 2001.]

WET FLY AWARD

The Board of Director will be taking nominations for the Wet Fly Award at the February meeting. The Wet Fly Award is given to an individual that has demonstrated the highest level of "at oneness" with the waters that we fish. In other words, one who with or without grace and finesshas taken unexpected dips in a stream or lake.

We will have nomination forms at the meeting. The nominations will be kept secret until the winner is announced at the annual dinner in April. If you have any nominations, please fill out a nomination form at the club meeting, with the name of the individual, a brief description of the event deserving of the wet fly award, and your name so we may contact you for additional confirming details. If you can't make the February general meeting, then contact a board member with your nomination before then

Kiene's Fly shop



Sacramento's Leading Fly Fishing Outfitter!

- Most Gracie Fly Shop
- Largest Selection in Northern California
- Free Fly and Knowledgeable Staff
- Complete Instruction and Fly-tying Program
- Hosted Worldwide Travel
- Private Water Program

The staff at Kiene's would like to thank you for choosing the Gracie Fly Shop for their outfitting and fly-tying. We are committed to the recreational growth and enjoyment of the area.

Kiene's Fly Shop Will Meet or Beat Any Price in the Sacramento Area!

2651 Marconi Avenue, Sacramento, CA 95821
916-486-0358 800-4000-4117
e-mail: info@kiene.com

www.kiene.com

Warmwater Fly Fishin

This is the first of a new series of articles about fishing warm water for primarily bass, both smallmouth and largemouth. I will also cover Stripers, Crappie and Bluegill. We will discuss such things as equipment, weather, flies, location, locating fish, bass habits, and fishing the four seasons. The foundation for these articles is almost 50 years of fly-rodging for bass over 200 hours underwater observing bass behavior, and some facts will come from a three year survey of fresh water fish by the University of Indiana. If you disagree with any articles, please feel free to call me or corner me at the monthly meeting

Why dose anyone fish for bass? There is no one answer to cover everyone but I think Dave Whitlock said it best. Dave said "Fly Fishing is the most totally fulfilling of angling sports, and the bass is our most plentiful and widely distributed top game-fish." The last part of this statement is one of the top reasons that other fly fisherman have told me as to why the bass fish. With daylight saving time starting April 7, is there a better way break up the work week than stopping at a lake or pond for a couple of hours? Pack an extra sandwich and take your waders or float tube to work with you. I'm guessing you will enjoy life more and those around you will enjoy you more. Do not go fishing when you have time. Put fishing time on the calendar and live by it, you owe yourself.

Today's bass fishing is an entirely different game than it was as short as 10-15 years ago. Tackle manufactures have designed equipment with special fly lines, bass hooks and leaders that turn large bass bugs over with ease, the coating on the ne lines make 40-50 ft. cast almost effortless. This about the farthest you need to cast for most bass. Learn to cast this distance with accuracy and you are in the ball game

Next month will cover equipment

Pete Peterson

GIGANTIC INVENTORY SALE!



Now is the time to learn...

Clinics & Schools!

- Beginning Classes EVERY SATURDAY
- In-the-water Clinics EVERY TWO WEEKS:
American, Feather and Truckee Rivers
- GUIDED TRIPS with our Staff

 **AMERICAN
FLY FISHING CO.**

3523 Fair Oaks Blvd. • Sacramento (corner Fair Oaks Blvd. & Watt Ave.)
(916) 483-1222 • (800) 410-1222

www.americanfly.com

CONSERVATION CORNER

Clear-Cutting Is Expanding In California

GBF conservation committee member Mike Laing is engaged in the California Department of Forestry's timber-harvest-plan review process. The following synopsis attempts to explain the importance of Mike's work.

Through an industry-friendly lens, where forestry is part of agriculture and trees are just big, tall crops, clear-cutting is expanding in California. Many environmentalists worry that clear-cutting will cause soil erosion, harm water quality and degrade many other environmental aspects. Clear-cutting is legal in California, but the logging rules and enforcement that allow it have drawn widespread criticism, and not just from environmentalists. The federal government's National Marine Fisheries Service, for instance, has repeatedly complained that California's rules don't do enough to protect valuable fish species from the effects of soil erosion.

Clear-cutting is a logging practice that involves felling every tree on a given plot of land, scraping the land bare, spraying it with herbicides and replanting it as a tree plantation. In these tracts the forest is being changed from mixed forest to tree farms where only one kind of tree grows. Timber industry officials say that clear-cutting makes for healthier, more productive forests. Most environmentalists counter that the higher production comes at great cost to wildlife, habitat and the water supplies humans and animals depend upon.

There are people entrusted with protecting the forests agree that responsible clear-cuts can work -- although theirs is a minority view among environmentalists. Some prefer them to large-scale selective cutting because they result, in the long run, in a more diverse forest age structure and that in turn creates diversity of habitat types which of course benefits wildlife. Generally clear-cuts are not contiguous; rather, they are individual units scattered across the landscape. The average size is 19 acres, and they're spread through a watershed. These smaller clear-cuts actually have environmental advantages, according to Feller, the Sierra Pacific spokesman. He says the San Antonio Creek watershed actually covers 14,000 acres, of which Sierra Pacific owns 10,000. "If we were doing selection logging, like [that watershed] has been

(Continued on page 16)

Bass Fly Tying Class

This year's bass fly tying class will be for 6 weeks and will cost \$35. And must be paid for in advance. The dates will be the first Mondays in March and the first two Mondays in April March 4, 11, 18, and 25 April 1, and 8. All materials will be provided. You need to bring only your tying tools and a bottle of cement. **NO RESERVATIONS WILL BE ACCEPTED WITHOUT PAYMENT IN FULL.** No phone calls please. The class designed for tyers that have some tying experience and held to the first nine sign-ups. The class will start at 6:30 due to the gate being locked.

Thank you—Pete Peterson

Trout Fly Tying Class

**BEGINNING & INTERMEDIATE FLYTYING
CLINICS
Bill Carnazzo**

I will be teaching both beginning & intermediate tying clinics. The dates for the *beginning* clinic are the following Mondays March 4, 11 & 18, at 6:30 sharp at the clubhouse. The dates for the *intermediate* clinic are the following Mondays: March 25, and April 1 and 8. In both classes we will be covering trout flies, including nymphs, emergers and dry flies. There will be sign-up sheets for both clinics at the February general meeting. If you are not able to attend that meeting, but are interested in the clinic, call me at 663-2604 for details. The fee for each class will be \$20.00.

Youth Fly Tying class

March 11, 18, and 25

Contact Jeanne or Ron English

FLY TYING SKILLS PROGRAM

Sponsored by American Fly Fishing Company

Pattern for January Program:
(featured in the December Leader)

Don't be shy submit a fly! Ask for a critique from a more experienced tier; it will ultimately increase your chances at catching fish and winning certificates to help support your habit.

For the winner of each category, American Fly Fishing has generously donated the following prizes for each monthest:’s contest.

Beginner: \$15 Gift Certificate

Non-beginner: \$25 Gift certificate

* The winner of the gift certificate in the non-beginner category will be determined by a drawing between those who have entered that specific contest.

January Winners:

Experienced: Alex Gianinni

Beginner: Victor Gianinni

Program rules:

- * judging will be during the meeting
- * best tied fly announced with instructions from the Leader (right or wrong, and irrespective of whether you find another version of the pattern in a book somewhere), in order to keep the playing field level. The judges need to make a choice based on a single pattern
- * two categories: beginner and advanced. Anyone who has won the beginner category twice will have to compete in the advanced.

(Continued from page 12)

to the shank.

5. At the same 1/3 point behind the eye, figure-eight around the two groups of CDC fibers, locking them in place.
6. Dub over the tied-down butt of the CDC feather, and through the figure-eight area, and in front of that area, to a point just behind the eye. Keep the dubbing sparse.
7. Grab the foam piece and pull it over the top, forming a shell-back. Don't pull it too tight, as this inhibits the flotation qualities of the foam. Tie it down securely just behind the eye.
8. Trim it, leaving a small upright "butt" of the foam for a head.
9. Whip finish just ahead of the head, and trim thread.

See ya on the creek...!!!

(Continued from page 9)

Even though there's a fair chance for you to win something if you purchase your tickets by **February 25**, there's no guarantee that there'll be tickets left to purchase! Last year we sold out nearly a month before the event! This year I anticipate doing the same...if not sooner

“Get Your Tickets Now!”

So look forward to another great annual dinner event this year, full of prizes and surprises! Those of you who have never been, come see how this event has become the most popular of the year for our organization —and the most important.

Flytier's Corner **BY**
BILL CARNAZZO
February, 2002

CDC EMERGING MIDGE

The CDC Emerging Midge is a Rene' Harrop pattern, which is generic enough to imitate a wide range of emerging insects. The CDC used as the legs gives the fly life, flotation and visibility. Tie a few of these for stillwater situations. It should be fished without movement; however, a twitch or two sometimes triggers a strike.

MATERIALS:

Hook Mustad 94833, sizes 14-20

Thread Olive 6/0 or 8/0

Tail Teal or mallard flank

Shellback Gray 2mm closed cell foam

Body Olive poly dubbing

Legs Gray dun CDC feathers

Head Gray 2mm closed cell foam (butt from shellback)

INSTRUCTIONS:

1. Cover shank with thread layer, and mount tail at a point just above the back of the barb, or where the back of the barb would be. The tail should be no longer than the shank.
2. At the same point, tie in a narrow strip of foam, to be used as the shellback. The foam should now be sticking out behind the hook, over the top of the tail.
3. Dub a nice, tapered, sparse body up to a point 1/3 shank length behind the eye.
4. At this same point, tie in a CDC feather, with the butt of the stem to the rear, so that the top of the feather extends just beyond the eye. Tie down the butt securely, and trim it off. Now separate the fibers of the CDC feather evenly, pulling the clumps to opposite sides of the hook, so that they stick out perpendicular

(Continued on page 13)

2002 GBF ANNUAL DINNER
Alaska!

We would *really* like you to join us on **April 6, 2002** at the *Granite Bay Flycasters 16th Annual Dinner*. This event will have an "Alaska" theme, and Brian O'Keefe will present a fantastic slide show presentation called "Flyfishing in Alaska"! Brian Will also lead a day program at the clubhouse that will focus on steelhead fishing in Alaska, while offering some helpful hints for capturing your "steelie" prize on film. (O'Keefe is a world-renown photographer and is published widely in sporting magazines.)

If you're not going to be out of town, or don't already have plans, mark your calendar, buy some tickets and stop on by for some good food, beverage and fine company—along with a chance to take home some spectacular raffle and silent auction items! This year will prove to be a huge success—starting with your attendance

**"There Are Incentives to Buy Your Tickets Now! Two People
 Have a Chance to Win!"**

Need a new floating line? (Well if you don't need one now, you know you will by the end of the summer!) For those of you who purchase tickets before **February 25**, there will be a drawing for a certificate good toward a *Scientific Anglers Mastery GPX* fly-line (retail value \$55), compliments of American Fly Fishing Co. (For a description of this product, visit www.americanfly.com.)

How about some flies for the end of that new fly-line? A second name will be drawn from among those who purchase their tickets before **February 25**. The second prize will be a \$25 general gift certificate to American Fly Fishing Co., compliments, of course, of American Fly Fishing Co. Visit their store online at www.americanfly.com, or stop by their store in person to determine how you will spend your money!

"Don't Delay! This Year's Event Will Sell Out Fast!"

(Continued on page 13)

Fly Fishing The San Juan River

FLY FISHING THE SAN JUAN RIVER, HENRYS FORK, HENRYS LAKE, and THE BIG HORN RIVER Have you dreamed of catching 18" and 20" inch rainbow and brown trout then here's your chance. Let's go and fish these great rivers this year. I have fished both rivers a number of times. Would like to invite interested fishermen to join together and plan a trip. SAN JUAN RIVER - time of year: last of April, 1st of May HENRYS FORK @ Island Park Res. September 12,13,14,15 HENRYS LAKE just up to road from Island Park " " BIG HORN RIVER - September 16,17,18,19 These are popular rivers so reservations are in demand. Hurry and contact me for more detailed information regarding types of accommodations and fee. Contact: Don Steffa @ 530 272-2221 or e-mail at ez1flyfisher@hotmail.com


Arno Dietzler Licensed Guide

A few of the Lake and rivers Arno is equipped to guide

- * The Merced
- * The Sacramento
- * The Yuba
- * New Melones Lake
- * Oroville Lake

Give Arno a call and ...Hock up!

(916) 483-8711
dietzler@csus.edu



SPRING CREEK FLYCRAFT

AND GUIDE SERVICE

Bill Carnazzo' Licensed Guide

622 South First Street
Dunsmuir, Ca. 96025
(530) 235-4048

2079 Country Hill Ru
Newcastle, Ca. 95658
(916) 663-2604

- . Back Country Guide Service
- . Upper Sacramento River
- . Fly Tying Instruction
- . Fly Casting Clinics