

Granite Bay Flycasters
P.O. Box 1107
Roseville, CA 95678-8107



Frank R. Stolten
8290 Country Lake Drive
Orangevale, CA 95662



Granite Bay Flycasters

Mission: The organization is dedicated to conservation of fish habitat and promoting fly fishing skills and good sportsmanship.

Meetings: Granite Bay Flycasters general meetings are held on the second Thursday of each month at the Granite Bay clubhouse located in the Granite Bay Group Picnic Area at Folsom Lake. For directions call Drake Johnson at (916) 783-0343.

The doors open between 6:30 and 7:00 PM for socializing and fly tying demonstrations. The business portion of the meeting begins at 7:30 followed by a quick refreshment break after which the main program begins, which usually consists of a slide-show talk and/or demonstration. A dynamite raffle follows the show.

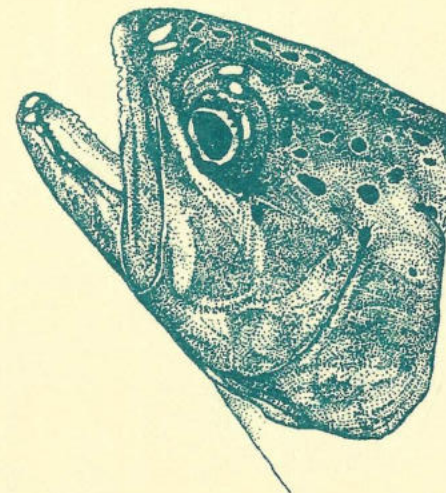
Membership: To become a member of Granite Bay Flycasters, a nominal fee is required: \$35 for a family; \$30 single; and youth (under 18), \$10. There is a \$7 initiation fee for new members. The cost of membership is pro-rated throughout the year. For membership information, call Jim Ferguson at (916) 781-2358.

The Leader

Voice of

GRANITE BAY
Flycasters

Since 1986



July 2000

Visit us at: www.gbflycasters.org

July at a Glance

2000

Sun	Mon	Tue	Wed	Thu	Fri	Sat
						1
2	3	4 Independence Day	5 Crane Prairie Fishout, 5-10th	6	7	8
9	10 Crane Prairie Fishout, 5-10th	11	12	13 General Meeting, 7-10pm	14 Wright's Lake Fishout 14-16th	15
16 Wright's Lake Fishout, 14-16th	17	18 Fly Tying Jam Session, 6:30-?	19	20 Board Meeting 7-9:30pm	21	22
23	24	25	26 Camp Far West Fishout	27	28	29
30	31					

Officers


President	Drake Johnson	916-783-0343
V.P. Membership	Jim Ferguson	916-781-2358
V.P. Conservation		
Secretary	Chris Ronshausen	916-638-5615
Treasurer	Rod Leggett	916-791-4710

Directors

Through 2000	Jeremy Gray	916-797-3312
Through 2000	Gray Allen	916-783-4334
Through 2001	Denny Welch	530-268-3453
Through 2001	Nathan Joyner	916-984-2025
Through 2002	John Bergman	916-966-7032
Through 2002	Jeff Medina	916-353-1992
At Large	Christine Johnston	530-644-4061
Past President	Rob Ferrogiaro	916-791-0887

Committees

Advertising	Robert Tamson	916-967-0176
Annual Dinner	Jeremy Gray	916-797-3312
Bear River Project	Jim Coleman	530-885-4128
Casting	John Hogg	916-663-2051
Casting Pond Project	Tom Klinefelter	916-363-6634
Leader Editor	Chris Ronshausen	916-638-5615
Salmon & Steelhead	Rick Radoff &	916-624-2107
Education Program	Frank Stolten	916-725-6894
Fishmaster	Ron English	530-677-7169
Fly Tying	Bill Carnazzo	916-663-2604
Gatekeeper	John Bergman	916-966-7032
Golden Trout	Jeff Medina	916-353-1992
Historian	Warren Schoenmann	916-725-2542
Librarian(s)	Jim Hunter	916-652-5057
	Mac Hunter	916-791-0359
Merchandising	Mike Brune	916-723-4524
Programs	Bill Carnazzo	916-663-2604
Special Projects	Frank Stolten	916-725-6894
Raffle	Mike Wasserman	530-677-7189
Refreshments	Terry Wasserman	530-677-7189
Webmaster	Bill Avery	916-632-1275
Youth Counselors	Jeanne & Ron English	530-677-7169



Tahoe
FLY FISHING
Outfitters

Victor Babbitt
Owner-Guide

530-541-8208 (phone)
530-541-8270 (fax)
Post Office Box 1224
3433 Lake Tahoe Blvd.
South Lake Tahoe, CA 96150

e-mail: info@tahoe-flyfishing.com
http://www.tahoe-flyfishing.com

Wayne Eng
Licensed Fly Fishing Guide

Cabin for rent—sleeps six

Call for river conditions

(530) 235-4018

5356 River Avenue

Dunsmuir, CA 96025

The Tail-Out Section

By Chris Ronshausen, Editor

Just thought I'd provide a partial "snapshot" of the Fuller Lake fish out that took place on June 17, for those who missed.

Members convened lakeside, near the inlet, and compared flies and notes before creeping out on the water on their myriad floating devices. I had a standard float tube; Joe Bania used a horseshoe style; and Rick Radoff paddled a pontoon craft, Fran on her own tube kicking along for the fun of it. Denny Welch was out there first on *his* tube.

Most everyone hooked up; not everyone landed fish. Bania had some success at the inlet drifting a caddis pupae imitation below a cripple caddis. Tom Ross hooked up below the surface with a damsel. Denny Welch teased some on with a Sheep's Creek. Linda Shaw coaxed a couple up with a Royal Wulff. And I had some action on top in the shallows along a stand of submerged willows.

Yeah, there was a fair amount of people on the water fishing this Saturday, but etiquette was observed (for the most part), and folks were spread out enough to make it enjoyable.

Back on shore in the early afternoon, Denny Welch had a fine spread of food layed out. Huge hot dogs, potato salad, chips and salsa and sodas filled us up. The group exchanged notes and lazied about after lunch for a while before getting "geared up" for a second attempt.

I had to leave after lunch to see my sister in Nevada City, so I missed out on the afternoon action, but from what I hear it went pretty well. For more details on the second half, ask someone who was there or check out Denny's account on page 15. And better yet, try to make it to the next fish out so you can take your own "snapshot."

July Program @ The Clubhouse

Mark Hoerer... Flytyer

When you go to the Sportsman's Exposition next year, look for Mark Hoerer; he'll likely be there. He's been tying flies since 1987 and has been on the tying circuit for several years...he's got this thing down. "Organization is one of the keys to good tying," says Hoerer, "as is having the right materials for the job." Hoerer knows what material works for whatever fly he may be tying. Whether it's for a Danger Baby to tease stripers from the depths, for a Trico Spinner to guile wary trout through the film or for a hair-spun pattern to coax a bass hog on top, he is prepared. As for tools, Hoerer is a stickler. He has on hand the most effective tying tools required for the myriad patterns that he ties.

Mark's going to display the tools and materials that he's relied on to place and win several regional, national and international competitions, throughout the years. He'll talk about how he got started in the skill/art of flytying and how it has enriched his experience of the sport. Hoerer is attracted to new materials and innovative ways to apply them; he'll explain how he has adapted these material to patterns that have won him success on the water and at shows. Mark keeps up on the latest material (as with most accomplished tiers) and is not afraid to experiment. You can view his latest experiment that won best of show in the Mustad Scandinavian in Norway contest most recently on the web at www.skogbruk.museum.no/flytying/

If you can't make it to the Web, visit the clubhouse on August 13 to see Mark's creations and to get an idea of how he creates them.

Table of Contents

- | | |
|-------------------------|--------------------------------------|
| 1...July Program | 12..Flytying Skills Program |
| <i>Mark Hoerer</i> | 13..Flytyer's Corner |
| 3...President's Message | <i>Bird's Nest Nymph (with bead)</i> |
| <i>Drake Johnson</i> | 15..Local Fishing Opportunities |
| 4...Announcements | <i>Bill Carnazzo</i> |
| 5.. Board News | 18..Conservation Corner |
| 6...Fish Outs | <i>Rob Ferroggiaro</i> |
| 9...Fish Out Follow Ups | 19..Volunteer Board |
| | 24..Tail-Out Section |

Chris Ronshausen, Editor

**Learning with us has its advantages!
Ask Tom Hammond...**

BEFORE



- Classes
- Clinics
- Schools
- Travel
- On-line Shopping

AFTER



- Water Conditions
- Fishing Reports
- California Hatch Chart
- Tide Tables

 **AMERICAN
FLY FISHING CO.**

www.americanfly.com

We Make Fly Fishing Fun & Easy!

3523 Fair Oaks Blvd. • Sacramento
(corner Fair Oaks Blvd. & Watt Ave.)
(916) 483-1222 • (800) 410-1222



Editor's note: Camping season's upon us, so I thought some good, sound tips were in order. These "tips" were produced by Johnny Walker of the Fort Worth Texas Fly Fishers. And yes, this is his real name.

Camping Tips

By Johnny Walker

- * When using a public campground, a tuba placed on your picnic table will keep the campsites on either side vacant.
- * A hot rock placed in your sleeping bag will keep your feet warm. A hot enchilada works almost as well, but the cheese sticks between your toes.
- * The best backpacks are named for national parks or mountain ranges. Steer clear of those named for landfills.
- * Modern rain suits made of fabrics that "breathe" enable campers to stay dry in a downpour. Rain suits that sneeze, cough, and belch, however, have been proven to add absolutely nothing to the wilderness experience.
- * Lint from your navel makes a handy fire starter. Warning: Remove lint from navel before applying the match.
- * You'll never be lost if you remember that moss always grows on the north side of your compass.
- * You can duplicate the warmth of a down-filled bedroll by climbing into a plastic garbage bag with several geese.
- * The canoe paddle, a simple device used to propel a boat, should never be confused with a gnu paddle, a similar device used by Tibetan veterinarians.
- * When camping, always wear a long-sleeved shirt. It gives you something to wipe your nose on.

President's Message

Drake Johnson

The year is now half over, and I can hardly believe it. It seems like only yesterday that my wife and I were saying that we didn't have many things planned this year, and now we wonder how we are going to do everything!

Dave Baker has agreed to take on the leadership of our Conservation Program. Our club's success is attributable to its members who volunteer their time, energy and talents to make this organization more than just a place to meet once a month to tell fish stories. Thanks Dave for your help! Talk to him at the General Meeting if you're interested in finding out about the club's conservation efforts and how you can get involved.

Speaking of getting involved, as most of you know, the club has invested a great deal of time, energy and money in the restoration of the Bear River. This year's efforts are directed at the second phase of the restoration project, and it is different from the previous years in that it will require a very concentrated amount of time and work to complete. We must schedule the work at the end of the summer when the meadow is dried out and the river is low, and we need to do the work over two weekends to limit the expense of the heavy equipment and operator. We will do this year's work on two successive weekends: September 2,3 and 9,10. Please mark you calendar and make a commitment to come up and spend a day or two helping with this project. Jim Coleman will tell you more about this important project at the meeting. He has assured me that the workday will be short enough to get in some fishing afterward.

And while I'm on the subject of involvement, we are still in need for someone to coordinate the club picnic scheduled for September 17. Look on the Volunteer Board on page 19 for more information on this exciting and important role. Also, at the last Board meeting, we started the planning process for next year's Annual Dinner. If you are interested in working on the Dinner Committee for next year, please let me or any of the Board members know of your interest.

Finally, take note of the new rules for the Flytying Skills Program. The objective is to encourage members to tie flies and to develop skills, not as much to determine who has the most advanced skills in tying, although bragging rights come with the best skills. Take a chance at winning a prize; but more importantly, take a shot at tying a new fly while developing new skills! The exercise will be fun and rewarding.

Looking forward to seeing you at the next meeting, or on the water.

Announcements

Arno Dietzler, Fishmaster

Arno's been with the club for a couple of years, although you may not have seen him...because he's out fishing. This guy is a fishing demon! A California native, Arno knows the area's waters well and knows the Merced River drainage like the back of his hand, having lived in Yosemite for seven years. For this reason, you can bet that you'll be introduced to the area in an upcoming fish out.

Dietzler enjoys fishing for a wide variety of fish, but his latest piscatorial pleasure has been bass. "There's so many places to fish for bass around here; you just have to know where to go," says Dietzler. Camp Far West is a spot where he enjoys catching bass and bluegill; he will likely introduce members to this lake in an upcoming fish out.

The new "Fishmaster" will be organizing trips of his own, but he'll also be available to members who would like to lead a fish out but need help laying out the day/trip or simply need ideas on where to go; Arno guides throughout the year, so he'll have no trouble coming up with ideas. At the July General Meeting, welcome Arno in to his new role and hear about the next fish out--which is sure to be promising.

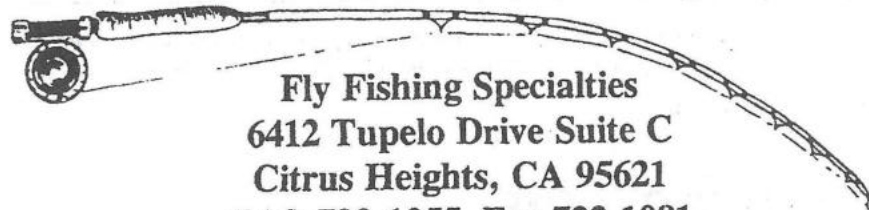


The Bear River Must Flow!

MARK YOUR CALENDAR AND GO!

Our club has finished the original project of restoring the 1200 ft of stream in the meadow area, except for ongoing repair and gardening. Our next job is to restore the river flow into and through the 800 ft. oxbow just upstream from the first project. We anticipate this can be accomplished in 2 weekends of work. Because we will have a backhoe working in the old stream bed, we must wait til late summer so the ground is as dry as possible.

Please reserve one of the two first weekends of Sept. for the club. We will need every possible pair of hands to pull this off. Mark your calendar now: Sept. 2-3 & Sept. 9-10. Sometime this summer drop by the Bear Valley and look with pride at what we have done as a club so far. And if you have time, take a rod and hunt for the browns that live in that beautiful place. **Jim Coleman**



Fly Fishing Specialties
 6412 Tupelo Drive Suite C
 Citrus Heights, CA 95621
 (916) 722-1055 Fax 722-1081

Rod Outfits

Outfits Include: Graphite Rod, Fly Reel, WF Floating Line, Backing, and Leader

FFS Kit.....	\$149.95
Sage DS II Kit.....	\$280.00
Sage VPS Kit.....	\$395.00
Sage RPL+.....	SALE.....30% OFF
Sage XP Kit.....	NEW.....\$560.00
Sage SP Kit.....	\$605.00

* Prices based on 5 wt rods. Prices may vary on 3-10wt outfits

WADER PACKAGES

Packages Include: Stocking Foot Chest Waders, Felt Sole Wading Boots, and Gravel Guards

Fly Tech Neoprene Waders	\$89
Package	\$125.95
Redington Breathable Waders	\$169
Package	\$209.95
Simms Gore-Tex Waders	\$359.95
Package	\$399.95

YEAR 2000 TRIPS

Mexico for Sailfish.....	Feb....	\$1295
Christmas Island.....	Mar....	\$2535
Loreto, Baja.....	Jul....	\$650
Broken Arrow, Montana.....	Aug....	\$495
Bow River, Clagary.....	Sept....	\$995
Deschutes River.....	Oct....	\$995

YUBA RIVER FLOAT TRIPS

* Private access to one of the last wild steelhead runs on the west coast

* Experienced guidance * Proven techniques for catching steelhead

Clinics are \$90 per person. Call for available dates.

Kiene's fly shop



Sacramento's Leading Fly Fishing Outfitter!

- Full Service Fly Shop
- Largest Selection in Northern California
- Friendly and Knowledgeable Staff
- Complete Instructional Program
- Hosted Worldwide Travel
- Private Water Program

The staff at Kiene's would like to thank our friends at the Granite Bay Fly Casters for their continued support and friendships. We are committed to the continued growth and prosperity of GBF!

Kiene's Fly Shop Will Meet or Beat Any Price in the Sacramento Area!

2654 Marconi Avenue, Sacramento CA 95821
916/486-9958 800/4000-FLY
e-mail: info@kiene.com

www.kiene.com

*certain restrictions may apply

GBF Board News

Possible Change to a Fiscal Year


Currently our budget is based on the calendar year. It was proposed that we change this to align with the fiscal year, July 1 through June 30 of the next year. It is anticipated that this move will provide the club with a more accurate forecast of our spending year while allowing the Treasurer to "balance out the budget" closer to our biggest spending/receiving club event—the Annual Dinner (which takes place typically in late March). There was also talk about aligning our nomination period (of officers and directors) with the fiscal year simply for consistency. This subject will be brought up before the presentation at the General Meeting on Thursday, and members are encouraged to voice their opinions and concerns.

Closer Ties with FFF

GBF has supported the Fly Fishing Federation (FFF) since our club's inception and has been active in its Northern California Chapter (NCCFFF) in many ways. For this reason, the Board has agreed to encourage the club to form a more committed relationship with FFF. The Board has proposed that the club membership be expressed as equally important as membership to GBF. While certainly not making membership to FFF compulsory, the Board would like to create a membership structure which shows the close alliance with and keen dedication to the national organization that, like ourselves, is made up of fly fishers who care about the condition of the waters which they/ we fish.

One important action that the Board has agreed on is to more aggressively inform members (through presentations, Leader inserts and articles etc.) of the activity of our closest conservation affiliate; look forward to current updates from Rob Ferroggiaro and Nathan Joyner, both active members of NCCFFF. The Board believes that with a strengthened relationship with the Federation, our club conservation efforts will be better directed and understood, whatever endeavor we agree to pursue (together or apart from the Federation).

Fish Outs



July 14-16

Wright's Lake

with Rod and Cindy Leggett

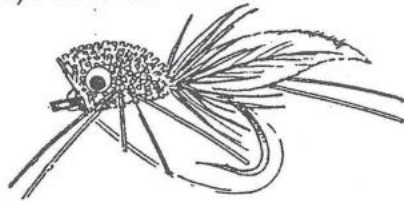
Rod and Cindy Leggett are setting up camp at the Wright's Lake Campground on Friday for a weekend of diverse fishing, food and general fun. There are two lakes within a short walking distance, Wright's Lake and Dark Lake, as well as small stream fishing on Lyon's and Silver Creeks. Also, there is a trailhead at the campground to lakes that can be reached in a day hike within the Desolation Wilderness. This is a beautiful spot renowned for its variety of wildflowers, located off Highway 50 near Kyburz. The mosquito population is pretty dense too, so make sure you bring plenty of potent repellent.

Rod and Cindy have had excellent luck catching browns with dry midges on Dark Lake (i.e. Griffith's Gnat and Kaufmann's Hatching Midge), and it's rumored that you can't go wrong with the dependable Wooly Bugger. This is an easy day trip, so it doesn't require an overnight stay, but a Saturday night potluck is in the planning stages. For more info, call Rod or Cindy Leggett at (916) 791-4710.

July 26

Camp Far West

with Arno Dietzler



"It's really best to fish this lake during the weekday," says Arno. "It gets a lot of pressure on the weekend, but during the week, it's all your's." Dietzler spends a lot of time at this lake because it fishes well and because it's so close (40 minutes from Madison and I 80). This lake is fished easiest by float tube. Arno suggests bringing a floating line and an intermediate sink-tip. "There's a lot of top action for bass (and bluegill) in the afternoon, especially if the wind stays down. But you'll want to get down with a sink tip, in and around structure, for the bruisers."

Arno suggests fishing through the early morning (for those who are available), and after a midday break, out again for some top action in to the evening. Do bring a floatation device and a windbreaker is advisable

Volunteer Board

Raffle Coordinator

Mike Wasserman has held this position for quite a while now and needs a break. The job consists of organizing and presenting raffle items at the General Meetings each month. Donated items are directed to the Raffle Coordinator and he/she is responsible for storing them and keeping an accurate inventory. The Coordinator will sell raffle tickets (with the help of other volunteers) before the meeting and during the break and call off the winning numbers after the presentation. **Talk to Mike Wasserman at the July General Meeting for more information about this important position, or give him a call at (530) 677-7189.**

Picnic Coordinator

Last year's Annual Picnic was fun. We had good weather, good food, games and a pretty fair turnout. How can you top that? If you're asking yourself this question, it's likely that you were fated for this position. Now while you may have no control over the weather, you—as the Annual Picnic Coordinator—certainly will have control over how the day of festivities is developed and, to some degree, how it will turn out. Got a flare for organizing events? Can you envision this event unfolding with exquisite style and taste? **Jim and Mac Hunter** did a great job putting the picnic together last year, but they invite you—the club invites you—to take this annual event to an even higher level.

September 17 is the day that you—and your staff of volunteers—will witness the day unfold. It's time to get things in order and people in place for this end-of-summer event; who will be the leader this year? **Give Drake Johnson** a call at (916) 783-0343 to sign up for this important event and for some insights on how to approach this special day.

Annual Dinner Coordinator

The same type of person (as above) is being sought to organize the Annual Dinner which will take place in March of next year. Perhaps it's the same person! Want to be involved in preparing GBF's most dynamic event of the year? It's not too early to lay the groundwork, so get your tools out and let's get building! **Talk to Drake Johnson at the July General Meeting, or give him a call at home for more details.**

Conservation Corner

By Rob Ferroggiaro

Do you still need a reason to get involved in protecting our fisheries? If you've been sitting back, counting on someone else to make sure nothing bad happens to your favorite fishing location, think again. To have healthy fish, we need water in our rivers, even during droughts. Take a guess how much money water districts are spending on lobbyists and political consultants to make sure they get the first spot at the trough when the water is doled out. For example, how much do you think the San Diego County Water Authority spends? \$10,000 a year? \$50,000 a year? \$100,000 a year? Guess again. This one district has a budget of just under a quarter of a million dollars per year for lobbyists and consultants! As impressive as this is, it is chump change compared to the spending by the Metropolitan Water District in L.A. During the first nine months of last year alone, M.W.D. spent nearly \$750,000 on lobbyists and political consultants to help them make sure water is available to keep up with development. (Data source: Copley News Service)

Conservation groups can't hope to match this level of spending, but groups like FFF, Cal Trout, TU and CSPA are very efficient at making the most of their resources to fight for water and healthy fish habitat. It's **time to do our part**. If you haven't been supporting groups like these, now is the time. Each of these organizations plays an important role in protecting our fish, and all deserve our support. Here's the contact information.

* FFF applications are available at club meetings. Federation of Fly Fishers (406) 585-7592 www.fedflyfishers.org

* Cal Trout (415) 392-8887 www.caltrout.org


* Trout Unlimited (510) 528-5390 www.tu.org

By the way, the Northern California Council of FFF is one of the major financial major supporters of the California Sportfishing Protection Alliance. Learn more about CSPA at <http://www.dnai.com/~ccate/>

Fish Outs *continued*

for the afternoon. The entrance cost is \$5 (no extra cost for float tube). Dietzler suggests a wide variety of fly patterns for use throughout the day (traditional and otherwise); see him at the General Meeting for a list, or give him a call at (916) 483-8711.

August 11-13 Merced River with Arno Dietzler



Arno lived in Yosemite National Park for seven years. While there, he spent many, many hours pursuing trout and bass along the stretch of the Merced River that runs along hwy. 140, the middle of three main access points to the park from the west. Having fished there several times each year since leaving the park, he has kept familiar with the changes that have occurred on that river (especially those which occurred during the flood of 97') and has kept track of where the fish are. The area that he has focussed on particularly (and where *we* will for this trip) is from parkline to Foresta for trout and from Foresta downriver to Briceburg for smallmouth up to two pounds. "You can catch brown trout in the lower section, but smallmouth is my favorite to go after with a fly," says Dietzler.

Common patterns are effective for trout in this stretch. Arno's had particular luck with mayfly nymph patterns (size 12-16), damsel flies dead drifted, Prince Nymphs and big black stonefly nymphs. Mosquitos on top work well at times too. For bass, bring along hoppers, Mudler Minnows and small poppers; Elk wing Caddis work well on top as well.

This will be an intense fishing session but will be peppered with other fun diversions. Yosemite National Park is within a stone's throw for those interested in experiencing its grandeur; great swimming holes can be found along the Merced; and participating in camp laziness is a must. Speaking of camping, there are several campgrounds in the vicinity—some cheap, some not so cheap (price determined by the accommodations they offer, of course). KOA is toward Yosemite on hwy 140 just past Midpines. They have lots of space available (as of July 4th) for this weekend. Cost: \$25-\$35 for hookups, \$40 for cabins. There are three campsites further up past Briceburg (McCabe Flat, Willow Placer and Railroad Flat) that don't require reservations (first come, first serve). They are undeveloped and inexpensive. Call Bureau of Land Management at (916) 985-4474 for more

Fish Outs *continued*

info on these spots. And there is Indian Flat near El Portal. They charge \$5 per person and \$5 per car. Call for reservations at (209) 379-2339. Finally, there's the Ceder Lodge in El Portal. Rooms start at \$80 per night, and the number there is (209) 379-2612. Talk to Arno at the July General Meeting or give him a call for more details. (916) 483-8711

DON HILL
CUSTOM RIVER BOATS



**Specializing in Custom Wood
Mckenzie River Drift Boats
Plans & Complete kits**
Aluminum & Fiberglass Boats
Outcast Inflatables
Mini Drifters * Model kits
Complete Line of Accessories
Fly Fishing Guide Service
**Professional Training Offered
with the sale of all boats**

FOR FREE CATALOG
E-mail to: donhill@dhdriftboats.com
**DON HILL, PO BOX CC
SPRINGFIELD, OR 97477
1-800-878-5488
http://www.dhdriftboats.com**

**UPPER SAC!
GREAT TROUT
ON THE FLY!** 

**FLY FISH THE SCENIC UPPER
SACRAMENTO RIVER
DUNSMUIR, CA**
30 MILES OF CATCH N' RELEASE WATERS

CALL 1-800-FLY-FISH
TOLL FREE RECORDED REPORTS
TRADITIONAL TED FAY METHOD
UP-STREAM NYMPHING CLINICS
18 YEARS UPPER SAC EXPERIENCE

RON RADWIN, LICENSED GUIDE
The Big Ed Fish Society

Stan Rudman
VP-Marketing

Sportailor Inc.
6501 Northeast Second Court
Miami, Florida 33138


Phone: (305) 754-3255
Fax: (305) 754-6559
Email: hooktackle@aol.com
sporta@ix.netcom.com

HOOK & TACKLE
SPORTS

map shows the stream and the trail location.

Next Time we will explore a couple of other streams in the American River Canyon. If future articles, we will explore other nearby streams such as the Bear River, and the Yuba River, as well as some stillwater opportunities. So...off the couch and onto the stream!!!

Editor's note: A map of the areas described above was too cumbersome to fit on the page since it covers a fairly large range, so one will be provided at the July General Meeting; look for a copy at the front table. Instead, here's a clear copy of Bill Carnazzo's advertisement for his guiding service, a map that will surely direct you to fish.

Bill's Side Guide  **Bill's Other Trail**

**SPRING CREEK FLYCRAFT
AND GUIDE SERVICE**

622 South First Street
Dunsmuir, CA 96025
(916) 235-4048

Bill Carnazzo, Licensed Guide


2079 Country Hill Road
Newcastle, CA 95658
(916) 663-2604

- Back Country Guide Service
- Upper Sacramento River
- Fly Tying Instruction
- Fly Casting Clinics

RONALD L. OTTO, D.D.S., M.S.
Diplomate American Board of Orthodontics

A Professional Corporation
Orthodontics for Children and Adults

125-B Ascot Drive
Roseville, CA 95661
Telephone (916) 786-2442



"lured" a lot, the flyfisher should hike and wade upstream for a half hour or so before beginning to fish. From there, it's all upstream pocketwater fishing. During early season flows, wading can be tough, requiring great care and a cautious attitude. If in doubt, do not take the chance—it's just not worth it.

The wild Rubicon rainbows respond well to #14 dry attractor patterns such as the Hairwing Coachman or Royal Wulff, Elk Hair Caddis, Stimulators, and Parachute Adams. For nymphs, try Bill's Stick Caddis (#8), Prince Nymphs, Olive Beadhead Bird's Nest and Hare's Ear, all in #14. During early season, when the Golden Stoneflies are hatching, a good stonefly nymph imitation will produce, as well as a larger stimulator to imitate the adult. Most fish are in the 10-12 inch category, with a goodly number up to 16"; I have encountered a few very large specimens over the years, but they are wary and reclusive.

A few caveats: (1) don't go into this canyon alone—take a friend; (2) bring water and/or a good water filter—it can get very hot in the canyon; (3) there are rattlesnakes in this canyon—don't be afraid, but do be aware and watch your step; (4) the flow can change, depending on how Hellhole is being managed, so be conscious of the potential for rising flows; (5) watch for yellowjacket nests around streamside vegetation, and ground wasps; and (6) there are miners in the canyon, who have mining claims which they protect. A miner cannot legally keep an angler out of the stream. However, common sense and courtesy dictate giving miners a wide berth. If you are threatened by a miner, it is best to avoid confrontation, especially since you are in a remote area. Upon returning to "civilization," the incident should be immediately reported to the USFS, law enforcement office in Foresthill.

North Fork of the Middle Fork

This truly beautiful stream supports a good population of resident Rainbows. On the way to Oxbow Res., the road (USFS #96) crosses the stream via a bridge at about the 10 or 11 mile mark. Just beyond the bridge, on the right side of the road, there is a parking area. Across from this parking area there is a USFS sign pointing to the trailhead. This trail rises above and follows the river along a steep cliff. There are a number of branch trails down to the river, the first of which is about 20-30 minutes from the trailhead. Others can be found further along down the trail.

The North Fork of the Middle Fork is a true freestone stream with much bedrock, and many large boulders. Consequently, wading can be difficult, especially during the early season. A wading staff is essential for safety and convenience. The fly selection is the same as for the Rubicon; the "caveats" are also the same. In addition, due to the steepness of the cliffside along which much of the trail travels, and the narrowness of the trail, extreme caution and attention while hiking is essential. The appended

Fish Out Follow-Ups

Editor's note: The following are firsthand accounts of recent fish outs conducted by members. Fish outs have been a great way for members to get to know each other better or for the first time, trade secrets and stories, and of course catch fish. This first one by Denny is a boot! I snatched this off of an e-mail message sent to Drake--unedited. Thanks for the material Denny!

Hi Drake,

I thought the Fuller Lake fishout was great. I don't know how many people were there because they showed up and went fishing, showed up and went fishing, showed up and went fishing, etc. Some of those in attendance were Tom Ross, Bill Avery, Joe and Barbara Bania, Linda Shaw, John, Bruce, Pete Peterson and one of his sons, Chris and Michelle, me, another guy and his wife and a couple others I can't even remember right now.

I got there at about 7:00 a.m. and left for home about 7:00 P.M. Several people were still there when I left. We had hot dogs, salads, soft drinks, etc. The hot dogs may have been the best ever! I think everyone had a good time. There were a lot of fish caught. The wind blew like crazy until about 9:00 and then was calm the rest of the day....beautiful.

I learned things that day that I wouldn't have otherwise learned: (1.) Not only does Joe Bania talk a good fish story...he also walks the walk. He tied into a brown about 18" long and he was as excited as a kid at Christmas; (2.) Linda Shaw is quite a lady! Did you know that she guides disabled (quadriplegic, blind, deaf, etc.) people in white water rafting trips? I saw her catch what I think was her first fish ever on a dry fly. Another kid at Christmas; (3.) I think we should take up a collection for Chris Ronshausen. His waders leak more than the thing you drain spaghetti with; (4.) Tom Ross finally got a new fishing vest. His old one was about 15 years old and smelled like it.

Yeah, I had a great time. I met some new people and got to know others better. That's what it's all about. You might also want to put something in The Leader about the Yuba River Clinic. I attended the clinic Sunday. Bill Carnazzo, as usual, did a fantastic job. The people I fished with didn't know the first thing about nymphing when the day started. By noon they were slapping the water and high stickin' it like old pros. Again, kudos and more kudos to Bill.


Eagle Lake: June 23-25

Wow! The fish at Eagle Lake are BIG!

We had a good turn out at the Eagle Lake fishout held June 23-25. In attendance were Bus Gehring, Barry Fitzpatrick, Vern Stubbs, Mike Brune, Bill, Rick and Fran Radoff, John Peterson, Gene and Sue Goss and Jim myself. Although the catching wasn't super, those fish that were caught were very large and feisty—very quality fish. Most everyone caught or hooked at least one fish per day and a few caught multiple fish.

This was, especially for those in prams, very exciting fishing. The general fishing method was to locate fish by rowing around in an area until fish were observed and then cast to them. Most of the time you would see the strike. The sight of seeing these large fish following flies (and often not taking) is a thrill itself.

This is a great fishery, but not for everyone. The best way that I can describe the fishing is equating it to steelhead fishing. You probably will not catch a lot of fish (Jay Fair says that if you get two grabs a day, you are doing well), but what you do catch is VERY fun! We are planning to go back in late October, weather permitting. More later.



**Ted Fay
Fly Shop**

4310 Dunsmuir Ave
Dunsmuir, CA 96025
(530) 235-2969
www.tedfay.com

Joe Kimsey
Home
(530) 235-2872



Bob Grace
Home
(530) 235-4938

Located at the Acorn Motel (formerly the Garden Hotel)

Local Fishing Opportunities By Bill Carnazzo

Tributaries of the Middle Fork American River

This is the first in a series of articles on "local" fishing, designed in part to address members' questions about local fishing opportunities.

I recently heard an astounding statement to the effect that if one wants to catch fish with flies, one has to travel to Colorado!!! While it is certainly true that there are fish to be caught in Colorado, the implication that fly fishing in California is nonexistent would indeed be discouraging, if it was true.

Fortunately, there is no truth to that statement; in fact, California is blessed with many "blue ribbon" trout streams (see California Blue Ribbon Trout Streams, Bill Sunderland), and numerous smaller and less well known streams which hold wonderful populations of wild trout.

The Middle Fork American River is known mostly for its rafting recreational opportunities. Access to this wild and wooly river is somewhat difficult due to the steepness of the canyon and the difficult nature of the terrain along its banks. Drift boats and rafts will allow anglers to fish areas otherwise impossible to reach.

Assuming that most anglers don't have such watercraft, happily there are quite a few fishable, accessible tributaries of the Middle Fork. In this article, I will touch upon those few that are the most productive for the broadest range of anglers, since there are just too many to cover them all.

The Rubicon River

The Rubicon is a major Middle Fork tributary, with its own set of tributaries. Although there are a number of access points, I will cover only one in the interest of brevity. The appended map shows the main Rubicon from Hell Hole Res. to Oxbow Res., with other access points noted.

The main access point for the lower portion of the Rubicon is at Oxbow Res. To reach Oxbow, travel to Foresthill from Auburn, and take the Mosquito Ridge Road (USFS #96) approx. 12 miles to the Oxbow Res. turnoff. From there, the paved road dips steeply down to the lake, skirts its northerly side after passing Ralston picnic area, and sidles up to the power house which is near the spot where the Rubicon enters the lake. This area suffered rather sever physical damage during the 1997 flood event, but it is still worth the effort it takes to get to the river.

Just upstream of the powerhouse there is a rough trail along the north side of the stream. Because the area closest to Oxbow gets "wormed" and

continued next page

Flytyer's Corner continued

- bevel of the bead, which should be facing rearward.
2. Secure lead with thread wraps and advance thread to rear of hook.
 3. At a point just above back end of barb, tie on a tail consisting of a small bunch of wood duck feather fibers cut from the stem. It should be about 2/3 of length of shank.
 4. Now tie in the copper wire which will serve as the ribbing, at the same point.
 5. Dub a slender abdomen, taking the dubbing 2/3 of the way up the hook shank. Counter-wrap the copper ribbing with a few close wraps, and tie this off in front of the dubbing.
 6. From a wood duck flank feather cut out a small portion of the tip of the feather by cutting the stem. Place this piece on top of the hook, with the tips facing rearward. Take a loose wrap around the entire piece right at the front of the dubbed , drawing the thread tight with a second wrap. The effect will be to distribute the barbules evenly around the abdomen if done properly.
 7. Take a few more wraps, then let the bobbin hang. Grab the stem and gently pull forward in order to achieve the proper length of the barbule "hackle". Once this is done, tie it down tightly. The hackle should extend no further back than the point of the hook.
 8. Now dub a thorax in front of the hackle, up to the back of the bead; the thorax should be a bit fuller than the abdomen. Whip finish behind the bead.

Fish this beauty on a dead drift under an indicator, and watch for subtle takes. See ya on the creek!!!!

NORTH YUBA CLINIC: June 25

Bill Carnazzo

On Sunday, June 25th we conducted GBF's annual clinic on pocketwater nymphing techniques (with some dry fly tips). 15 GBF members, and two young people attended. Some of us met at Denny's in Newcastle for breakfast at 5:30 am, and then everyone met up at Jeremy Gray's Nevada City Anglers shop for complimentary bagels and coffee, and to stock up on flies and other gear.

From the shop, we left for Downieville, where we met up again at the pizza place at around 8:30, and headed to the small streamside meadow about 12 miles north along Highway 49. There I provided a rigging demonstration for a two-fly rig, with in-line indicator system, together with some points about rods, reels, lines, leaders and tippets. Then we adjourned to the river for an on-stream demonstration of nymphing techniques, reading the water, fly placement and strategy and wading safety. Each person was given the opportunity to try the techniques, with individual critique.

Then everyone was turned loose to begin using these skills. Within one minute the first fish was landed by an angler who had never been able to catch a trout on a nymph, and within a half hour many of the participants had hooked and landed trout. From there the day just kept getting better, with everyone catching fish on nymphs and dries. The stoneflies were there, so Stimulators in yellow at size 10 worked just fine, as did a variety of other patterns. Popular nymphs were the Prince and Hare's Ear. The largest fish was caught on a CDC Humpy, black, #14, dead drifted on the bottom. An Olive Bird's Nest also accounted for a large number of fish.

I had been on the river on the previous Wednesday and Saturday, once to just fish and once to guide. Both days were outstanding. The good fishing will last awhile longer, so members should give it a try.

Thanks a million to those members who volunteered to help me out on this clinic: Jeremy Gray; Denny Welch; Jim Ferguson; and Sturmer White. Without them it would have been impossible to provide a solid learning experience for the participants.

FLYTYING SKILLS PROGRAM

Sponsored by American Fly
Fishing Company

Pattern for July Program: Bird's Stonefly
(featured in the June Leader)

Note: This is an educational program/contest. Don't be reluctant to submit a fly! And ask for a critique from a more experienced tier; it will ultimately increase your chances at catching fish--and winning certificates to afford it!

For the winner of each category, American Fly Fishing has generously donated the following prizes for each month's contest:

Beginner: \$15.00 Gift Certificate

Non-beginner: \$25.00 Gift Certificate

* *The winner of the gift certificate in the non-beginner category will be determined by a drawing between those who have entered that specific contest.*

Winner(s) for May:

Beginner: Vern Stubbs

Non-beginner: Steve Johnston (and best fly)

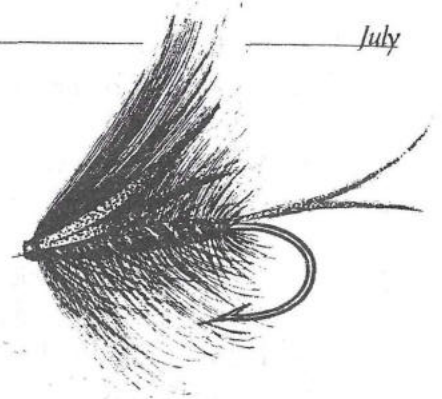
Program rules:

- * judging will be during the meeting
- * best tied fly announced just before program, and name of tier featured in the next month's Leader
- * fly must be tied in accordance with instructions from the Leader (right or wrong, and irrespective of whether you find another version of the pattern in a book somewhere), in order to keep the playing field level. The judges need to make a choice based on a single pattern.
- * two categories: beginner and advanced. Anyone who has won the beginner category twice will have to compete in the advanced category from then on.

Flytyer's Corner

BY

BILL CARNAZZO



Bird's Nest Nymph (with bead)

Here is another of Cal Bird's patterns. It is a true fish-fooler, and one that is a fly box staple. It can be tied in any number of colors; my favorite is the olive version, light or dark. Gray is also a good color. It can resemble a mayfly nymph caught in the drift; or it can represent a free-living caddis larva in a migratory drift.

Materials

Hook	Tiemco 200R; Daiichi 1270, #12-18
Thread	Olive 6/0 or 8/0
Head	Gold bead, size to match hook
Tail	Wood duck flank feather barbules
Abdomen	Olive dubbing—beaver, hare's ear, muskrat, or rabbit
Hackle	Wood duck flank feather barbules
Thorax	Same as abdomen
Rib	Copper wire, fine
Weight	Lead or substitute

Instructions

1. Place bead on bare hook; secure by placing a few wraps of lead of proper size behind bead, and jamming the lead into the large