


Granite Bay Flycasters
P.O. Box 1107
Roseville, CA 95678-8107



Frank R. Stolten
8290 Country Lake Drive
Orangevale, CA 95662

The Leader

*Voice
of*

GRANITE BAY
Flycasters



July 1999

Visit Us on the WEB!
www.gbflycasters.org

Club Calendar

July 1999

- 8 General Meeting - Clubhouse 7:30 P.M.**
Jim Coleman/Greg Rowe present their trip to Patagonia, Argentina
- 15 Board Meeting - Clubhouse 7:00 P.M.**
- 18 Fishout - Fuller Lake. Day trip. Includes float-tube clinic, still-water fishing.**
- 20 Fly Tying - Clubhouse 7:00 P.M.**

August 1999

- 5 Conservation Committee 7:00 P.M.**
- 12 General Meeting 7:30 P.M.**
- 14 Tentative Clinic - N. Yuba**
- 19 Board Meeting 7:00 P.M.**
- 24 Fly Tying - Clubhouse 7:00 P.M.**

September 1999

- 2 Conservation Committee 7:00 P.M.**
- 9 General Meeting 7:30 p.m.**
- 11 Fishout - Trinity River/Lewiston Lake.**
Nathan Joyner, leader.
- 16 Board Meeting 7:00 p.m.**

The Leader is published monthly by Granite Bay Flycasters, a nonprofit association of flyfishers who meet monthly at the clubhouse at Granite Bay at Folsom Lake. Programs and activities for youth and adults, families are welcome.

The organization is dedicated to conservation of fish habitat and promoting fly fishing skills and good sportsmanship. For membership information, contact John Hogg, (916)663-2051.

Officers

President	Rob Ferroggiaro	916-791-0887
Vice President	John Hogg	916-663-2051
Secretary	Gray Allen	916-783-4334
Treasurer	John Bergman	916-966-7032

Directors

Through 1999	Ron English	530-677-7169
Through 1999	Jeanne English	530-677-7169
Through 2000	Jim Ferguson	916-781-2358
Through 2000	Cindy Leggett	916-791-4710
Through 2001	Drake Johnson	916-784-1670
Through 2001	Nathan Joyner	916-983-1363
At Large	Jeff Medina	916-353-1992
Past President	Bill Carnazzo	916-663-2604

Committees

Advertising	Chris	
Annual Dinner	Rich Brown	916-325-4564
Bear River Project	Jim Coleman	530-885-4128
Casting	John Hogg	916-663-2051
Casting Pond Project	Tom Klinefelter	916-363-6634
Conservation	Nathan Joyner	916-983-1363
Leader Editor	Gray Allen	916-783-4334
Salmon and Steelhead Education Program	Rick Radoff & Frank Stolten	916-624-2107 916-725-6894
Co-Fishmasters	Issac English	530-677-7169
	Nick English	530-677-7169
	Morgan Thalken	916-482-3440
Fly Tying	Bill Carnazzo	916-663-2604
Gatekeeper	Michael Gervais	916-783-5477
Golden Trout		
Historian	Warren Schoenmann	916-725-2542
Librarian	Cindy Leggett	916-791-4710
Merchandising	Drake Johnson	916-784-1670
Programs	Bill Carnazzo	916-663-2604
Special Projects	Frank Stolten	916-725-6894
Raffle	Mike Wasserman	530-677-7189
Refreshments	Terry Wasserman	530-677-7189
Webmaster	Bill Avery	916-632-1275
Youth Counselors	Jeanne and Ron English	530-677-7169



GBF Meetings

July

Jim Coleman/Greg Rowe

OK, so only two members went on this summer trip in February. Nevertheless, Greg Rowe and Jim Coleman had a terrific adventure in Chile and will share their experience in words and pictures at the next meeting. Find out what it's like fishing in the shadows of the Andes for browns in the high country rivers and rainbows in the fjord country. This will be a great way to enjoy an exotic trip vicariously or to shape plans for your future big vacation.

August

Mike Searcy, American Fly Fishing Co.

Mike will have just returned from more than a month in Baja. He will be talking about flyfishing in Baja. More details next month.

Leader Notes

Last month in the President's Message, Rob made mention of several key FFF conservation leaders. One of those was Marty Seldon. Marty's name was mistakenly printed as Mary. Lest there be no mistake, Marty is a guy. Our apologies, Marty, and thanks again for all of your efforts.

Apologies are also needed due to the lateness of delivery of the Leader this month. The hard disk crashed on my PC the day I expected to finish the "type-setting." This also explains why there are a few more ads than normal. I also lost access to my email program, which had some of the other content. We should be back on schedule next month. Jim Ferguson.

President's Message

by Rob Ferroggiaro

Two recent experiences prompt me to write a few words about etiquette. No, not the "which fork do you use" kind of etiquette, but fishing etiquette. This is probably old news for many of you, but a reminder doesn't hurt, and we have a lot of members new to fly fishing who might be interested in suggestions for on-the-water behavior. Also, with more and more people fly fishing these days, courtesy will become more and more important. Here are five suggestions to keep in mind.

1. The first person to a spot has the right to fish without hassle, so don't crowd. Fly fishers like their space. The definition of "space" varies depending on the circumstances, so crowding is in the eye of the beholder. It will be different on the McCloud in November than on Hot Creek on a Saturday. It will be different on Martis Lake on a weekend than at some lake you reached by packing your float tube for a mile. If you're not sure if you're crowding, ask. You'd be amazed how many great people you'll meet this way.

2. If you're fishing along a stream and come to another angler, stop fishing well before you get to them. Either reverse direction or go well around them, depending on which way they're fishing. If you're not sure which direction they're fishing, ask!

3. If an angler is sitting on a bank, assume the spot belongs to him or her. The person fishing may be resting the water or watching a fish.

4. Be alert to your surroundings. Sometimes we get so excited and intense about our fishing we fail to notice other anglers and respect their space. Don't let this cause you to be rude unintentionally.

5. During fish outs, remember that we have an extra

Value • Quality • Service



CUSTOM WHOLESALE
EMBROIDERY & APPAREL

Screen Printing
Hats • Sportswear
Shirts • Jackets

3300 Sundance Trail
Placerville, CA 95667

ph. (916) 626-3044

(800) 738-8680

fax (916) 626-4549

Matt Schneider



**UPPER SAC!
GREAT TROUT
ON THE FLY!**



**FLY FISH THE SCENIC UPPER
SACRAMENTO RIVER
DUNSMUIR, CA
30 MILES OF CATCH N' RELEASE WATERS**

**CALL 1-800-FLY-FISH
TOLL FREE RECORDED REPORTS
TRADITIONAL TED FAY METHOD
UP-STREAM NYMPHING CLINICS
18 YEARS UPPER SAC EXPERIENCE**

**RON RADJN, LICENSED GUIDE
The Big Ed Fish Society**



All Awards

- Trophies - Plaques
- Custom Name tags
- Custom Lapel Pins
- Group Discounts
- YOUR LOGO PRINTED ON ALMOST ANYTHING!
- T-Shirts - Hats - Jackets
- Mugs
- Keychains
- Decals, etc.

7335 Greenback Lane
Citrus Heights, CA 95621

ROBERT SMITH
Owner
(916) 729-0508

Basix[®]

Computers

"Uncompromised Quality, Incomparable Value"

John L. "Dusty" Deryck
Owner

3791 Luneman Road, Placerville CA 95667-8937
(916) 621-1222 • Fax 626-7850 • Internet dusty@basix.com

Wayne Eng

Licensed Fly Fishing Guide

Cabin for rent ■ Sleeps six

Call for river conditions

(916) 235-4018

5356 River Avenue Dunsmuir, CA 96025

President's Message

...continued

obligation to try to minimize our impact on others. How would you like to be treated if a club fishout crowd appeared out of nowhere when you were fishing?

I don't profess to be an expert on this, so if you have additional suggestions or comments on this topic, let me know and I'll include them in a future article. Thanks for listening.

In club news, a number of fishouts and clinics have been added to the schedule, so be sure to put them on your calendar. Also, if you're headed out to fish rivers, web master Bill Avery has updated the stream flow section of our web site to make it more user friendly. Check it out.

Take care,

Rob

Your Professional Guide Service Through the Changing Currents of Investments

- Retirement Planning
- Educational Funding
- Personalized Investment Strategies
- Market/Investment Research
- Stock Option Alternatives
- Roth IRA's and more...

For more information contact
Steve Mueller at Smith Barney
800-284-1575 or 916-567-2036



**Specializing in Custom Wood
Mckenzie River Drift Boats
Plans & Complete kits**
Aluminum & Fiberglass Boats
Outcast Inflatables
Mini Drifters * Model kits
Complete Line of Accessories
Fly Fishing Guide Service

***Professional Training Offered
with the sale of all boats***

FOR FREE CATALOG

E-mail to: donhill@dhdriftboats.com
DON HILL, PO BOX CC
SPRINGFIELD, OR 97477
1-800-878-5488
<http://www.dhdriftboats.com>

Flytier's Corner...continued

hackle fibers. Ensure that the thread is exactly adjacent to the last turn of hackle before tying the quill down. Make a couple of turns, clip the quill and the add two or three more turns to anchor the butt.

7. Select a white hackle that is slightly larger (the barbs are longer) than the brown hackle. This will allow the fly to sit correctly on the water. Ideally, you should be able to set the completed fly on a table and have it rest on the tail at the rear, the white hackle at the front and have all of the brown hackle in between touching the table as well.

8. Tie in the white hackle as you would for any dry fly, and make two to four turns.

9. Trim the butts, again, being sure to not trap any hackle fibers.

10. Tie off, whip finish, and coat the head if you wish (I rarely do).

Best of Luck,
Jim


Visit GBF on the Web!

Have you visited the Granite Bay Flycasters' web site yet? Drop in and find a growing wealth of information about the club, its activities, fly tying, links to other fly fishing info and organizations, and much more. It's easy. Just key in the club's address and enjoy:
www.gbflycasters.org

If you have any suggestions for our site, contact our Webmaster, Bill Avery, at (916) 632-1275.


Flytier's Corner...continued

hackle, look for the longest, web-free hackles you have and carefully stroke the fibers near the tip towards the butt of the hackle. You only need to do this near the tip, saving just a few fiber tips to tie in by.



4. Begin winding the hackle to the rear to cover the thread wraps for the tail (one turn). Keep the shiny side of the hackle feather facing the rear of the hook. This will cause the all of the hackle fibers to slant forward slightly. This will help keep from submerging the first time you give it a twitch.

5. After covering the tail anchor thread to the rear, begin winding it forward, making sure that you leave no gaps between wraps. Wrap to within three hook-eye lengths of the eye.



6. Tie down the quill. Be careful to not trap any

Continued on next page

GBF Activities

Fish Out at Fuller Lake

Word has it from Rob (6/22) that there are "tons of fish". The campground has reportedly been turned into a picnic area, so we have planned this event as a daytrip. Get there as early as you can tolerate and plan on meeting at the picnic area at 1:00 PM for lunch. If you are new to using a float-tube, this is a great opportunity to get some guidance. There will also be an opportunity to learn about fishing in still-waters.

Location: Take U.S. 80 East towards Reno. Exit at Highway 20. Travel ~ 3 miles west then turn right toward Bowman Lake. Fuller Lake is the first lake on the right and is readily visible from the road, about 3 miles in.

Gear: Will be discussed at the general meeting.

Flies: Will be discussed at the general meeting.

Beginners: Lake fishing and float-tube techniques will be demonstrated on site.

More info: Ron English, (530) 677-7169

Bear River Work Weekend

Bear River Project work-weekend is set for July 31-August 1. Meet at the access or on the river at 10AM each day. Bring lunch and old waders or hip boots, and fishing gear for late in the day if you like. Check with me at the July meeting for further details. Thanks to all of you who helped on the tree planting detail.

Jim Coleman...(530) 885-4128

GBF Activities

Upcoming Fishouts

July 18	Fuller Lake (day trip)	Ron English
Aug tbd	North Yuba River Clinic	TBD
Sept 11/12	Trinity River	Nathan Joyner
Oct 16/17	Pit or McCloud River	Rob F.

Other Activities

July 13	Shooting Head Clinic 6:00PM	Kiene's Fly Shop
Oct 23/24	Salmon Festival	

Fly Swap

Some club members have been talking about trying to start a monthly fly tying swap. A fly swap is a great opportunity to practice tying a particular pattern and at the end receive a number of different patterns for your fly box. Here is how it works. Let's say we have 12 tiers sign up the first month. During the sign-ups each person will sign up for a different pattern. Each participant will tie 12 flies of their selected pattern. Everyone will submit their flies at the beginning of the next meeting where they will be sorted and then redistributed. At the end of the meeting, each tier will get one fly tied by each of the other tiers. Because each tier won't need one of his own flies back, there will be an extra set of flies. The extra set of flies will be given away as a raffle prize at the meeting.

We will set up a table at the beginning of each meeting for people to turn in their flies each month and to sign up for the next month's swap. We will have the flies sorted and ready

Continued on next page

Flytier's Corner...continued

rivers.

Although many consider it just an attractor, A.K. Best is also inclined to believe that it's really a caddis imitation. He suggests fishing it with an occasional twitch as it floats over rising trout. He commonly uses it as a searching pattern and reports losing quite a number of Bivisibles to "...some very nice trout that hit the fly like a southbound jet..."

There are a number of variants from the standard brown/white Bivisible. Terry Hellekson references nine different versions in his "Fish Flies, Vol. 1", including a Pink Lady Bivisible that has Amherst pheasant tail tippet barbs, a pink floss body, gold tinsel ribbing and ginger hackle with white hackle up front. Use the appropriate color hackle to get the desired effect for the caddis in the area you are fishing.

MATERIALS

Hook	Tiemco TMC 100 or equivalent, sizes 10-18
Thread	Black 8/0 (for most variants)
Tail	Hackle barbs, brown (or of the same color as the body hackle)
Rib	Tinsel, Crystal Hair, Holographic mylar, or similar (optional)
Body	Dry fly hackle, brown, palmered over the body with 2-4 turns of white hackle at the front.

INSTRUCTIONS

1. Smash the barb and cover with thread from one hook behind the eye to just over the barb.
2. Tie in several hackle barbs for the tail. They should extend about the length of the hook.
3. Tie the brown hackle in by the tip about 1/2 the hook eye distance from the beginning of the tail. In choosing the

Continued on next page


Flytier's Corner

by Jim Ferguson

In absentia for Bill Canrazzo

Bivisible

The Bivisible is one of those flies that at first glance appears to be quite simple to tie. It consists of a tail with hackle palmered over the length of the hook. Although relatively simple to tie, to tie it well requires a little more effort than it seems that it should. The basic pattern consists of brown hackle barbs for a tail, brown hackle palmered over the rear two thirds of the hook and two to four turns of white hackle at the front.



The Bivisible is attributed to Edward R Hewitt of New York City by William Sturgis in his 1940 book, "Flytying". According to Mr. Hewitt, it was so named "because the trout and I both can see them." At the time, it was considered to suggest "the highly-favoured Crane fly—an insect for which trout show marked preference." It may be derived from the popular British pattern, Wickham's Fancy, which is virtually identical with the exception that it does not have the white hackle for the improved visibility for the fisherman. It is recommended for "sedge time" on the

Continued on next page

GBF Activities

Fly Swap ...continued

to be redistributed at the end of each meeting. Each month there will be a theme for the fly swap (nymphs, terrestrials, emergers, bass bugs, streamers, caddis, mayflies, steelhead patterns, etc.) We will try to call each participant sometime during the month to make sure they are on target to have their flies ready by the next meeting.

If you need help selecting a pattern, I will have a pattern book available at the meeting. There will be a sign-up sheet with instructions at the July meeting. Phil Moeller and Jeremy Gray will be coordinating the swaps and handling the sign-ups. All skill levels are invited to enter the swap.

This is a really great way to become a better tier while filling your fly boxes with a great variety of patterns. If you have any questions or suggestions please call Jeremy Gray at 916-797-3312.

Shooting Head Clinic

Kiene Flyshop has scheduled a free casting clinic on shooting heads. It will be held on Tuesday, July 13th, at 6:00 pm. Leading the clinic will be Chuck Campana who will start with a technical discussion about shooting head lines, their advantages and disadvantages, and then go to an actual demonstration.

Shooting heads, also called shooting tapers, are fly lines that are usually only 30 feet in length and are attached via a loop to loop connection to a running line which is usually 20 or 25 pound monofilament, or an ultra thin coated line. When properly cast, the shooting head will carry the running line great distances with very little effort. An experienced user will carry floating and sinking lines of various sinking rates that can be quickly changed to meet

Continued on next page

GBF Activities

Shooting Head Clinic ...continued

various situations. Using a shooting head, a caster can easily cast up to 80' feet even with a backcast area as limited as 30 feet; sinking tips can also be effectively used on large rivers where long casts allow more water to be covered, and drag on the running line portion is reduced compared to a regular thicker flyline.

Shooting heads are not a panacea however: As the caster is usually thigh deep in water when using these lines, controlling slack line becomes paramount in importance. Usually a stripping basket is necessary to keep line off the water so that it won't hold back the cast. Monofilament running lines also tend to retain their coils as they come off the reel, and therefore must be manually stretched manually to make them workable.

For more information, call John Hogg at 916-663-2051, or Kiene's Flyshop at 916-486-9958.

Ted Fay Fly Shop

Located at the Garden Hotel

4310 Dunsmuir Avenue

Dunsmuir, CA 96025

(916) 235-4805 (Shop) 235-2969

Joe Kimsey

Home (916) 235-2872

<http://www.ffa.com/TZ/tedfay.html>

Fly Tying Skills Program

Sponsored by American Fly Fishing Company

Pattern for July Program: "Ostrich Scud"

(Featured in the June *Leader*)

Program rules:

* Don't be reluctant to submit a fly. Ask for a critique if you want help.

* Judging will be during the meeting

* Best-tied fly announced just before program, and name of tier featured in the next month's *Leader*

* Fly must be tied in accordance with instructions from the *Leader* (right or wrong, and irrespective of whether you find another version of the pattern in a book somewhere), in order to keep the playing field level. The judges need to make a choice based on a single pattern.

* Two categories: Beginner and non-beginner; anyone who has won the beginner category twice will have to compete in the non-beginner category from then on.

This is an educational program for those who wish to advance their tying skills, and/or just enjoy this aspect of the sport. There will be a gift certificate from American Fly Fishing Company, our program sponsor, for the winner in each category: \$25 for non-beginner, \$15 for beginner.

Note: Starting June, we will pass out packets of the materials needed for the next month's contest fly, in an effort to stimulate more interest in the contest. *Please don't enter a fly in both the Beginner and Non-beginner categories at the same time.*

Winners for June: Will be announced next month. [I didn't get the names by press time. Jim]

SHOP ON-LINE!

www.americanfly.com



AMERICAN FLY FISHING CO.

Your Complete Fly Fishing Resource!

Instruction • Clinics

Domestic & International Travel

Water Flows & Fishing Reports

Guide Listing • News • Events

Check out our trade-in policy!

3523 Fair Oaks Blvd. • Sacramento
(corner Fair Oaks Blvd. & Watt Ave.)

Come in or call for our FREE CATALOG
(916) 483-1222 • (800) 410-1222

**We make fly fishing
fun and easy!**

Feature Article

Warm Water Fly Fishing, Part 3

by Pete Peterson

This month lets talk about various flies and different ways to retrieve them. Keep in mind that the bass is not hungry and does not strike for this reason. A bass has a very bad temper and their strikes are 100% reactionary strikes. In my underwater observations I noted that a bass is effective on his strike over 90% of the time when catching a meal. With this success rate, he is well fed.

Everybody's favorite way of fishing is probably top water whether it be bass or trout. Nothing is as exciting as the water surface erupting on a bass strike. If you get a chance, check the Whitlock fishing tapes out of our library. There are many ways to fish a top water fly. The old' tried and true method says to cast the fly next to structure and let it sit -- and sit and sit. It's a waiting game of who can stand it no longer, you or the bass. Another method gaining in popularity is to cast the fly out and retrieve as fast as possible. I know one guy who puts the rod between his legs and retrieves with both hands. You will find both systems, work, but the former will catch the larger fish. In either case the most important thing to remember in casting for bass is if something doesn't work, first change your retrieve. Experimenting is very important in bass fishing. Do not wait over 20 minutes before you change either the retrieve or the fly. In water that I know contains a lot of bass I will not go

Continued on next page

Classified

To place classified ads, call Gray Allen at 783-4334.

Feature Article

Warm Water Fly Fishing, Part 3

...continued

over 10 minutes without some change.

floating or diving fly if the sinking tip was below the fly. It will dive below the surface on the retrieve and return to the top on stopping the retrieve. It is on returning to the surface that the bass will most likely strike. The longer the pull of the retrieve, the deeper the fly will descend. Try letting the fly return part way to the surface and then pull on your line to make the fly descend again. This type of fishing is even more effective with a full sinking line, preferably a uniform sink. With this type of line, let the line sink to the bottom with a tippet only long enough to let the fly float just above the weed bed or other bottom structure. With this system you MUST use a weed guard. Picture the fly swimming in and out of the top of the weeds. This is very realistic and deadly. Many flies will work but my favorite is the Whitlock Waker pattern. It is important that the fly stays low enough to actually come in contact with the tips of the weed bed.

If you can fish a top water fly with a sinking line, how about a sinking fly with a floating line? Will this not make the fly represent a bait fish that is in deep trouble? For this method I like a leader about 9 - 10 ft long and will usually use either a woolly bugger, Clouser minnow or Blanton's Fatal Attraction. Whitlock's Sheep Shad is hook. This will cause the fly to sway back and forth as it descends. A bass will ALWAYS take an injured prey over a healthy one.

You need to be sure that your hooks are very sharp. A bass kills its prey by crushing it in his mouth, spines and

Continued on next page



Stan Rudman
VP-Marketing

Sportailor Inc.

6501 Northeast Second Court
Miami, Florida 33138

Phone: (305) 754-3255

Fax: (305) 754-6559

Email: HookTackle@aol.com

sporta@ix.netcom.com



Victor Babbitt
Owner-Guide

530-541-8208 (phone)

530-541-8270 (fax)

Post Office Box 1224

3433 Lake Tahoe Blvd.

South Lake Tahoe, CA 96150

e-mail: info@tahoeflyfishing.com


http://www.tahoeflyfishing.com

Fly Fishing

is a chance to
wash one's soul
with pure air,
with the rush
of the brook
or with
the shimmer
of the sun on
the blue water.

at **Kiene's**
fly shop

it is our
sincere
desire to
assist you
in achieving
this goal.



Kiene's
fly shop



2654 Marconi Avenue
Sacramento, California
Toll Free: 800/4000-FLY
Phone: 916/486-9958
Fax: 916/486-2611

<http://www.kiene.com>

Feature Article

Warm Water Fly Fishing, Part 3

...continued

all. When setting the hook on a bass, try to rip its head off. Make the line set with your stripping hand, not the rod. A fly rod is not stiff enough to get the power needed to penetrate Mr. Bucket Mouth. Keep the rod tip pointing at the bass and lift the rod straight up butt end first while jerking back with your stripping hand.

A smallmouth will usually hit a fly hard while the largemouth likes to inhale the fly. If you have trouble detecting a strike, put your rod tip under water a few inches. This will greatly enhance strike detection.

This month's lake is Indian Valley Reservoir off Hwy. 20 this side of Clear Lake. Boats are allowed but there is a 10 mph speed limit. This lake is very heavily timbered and not only holds some huge bass but a healthy population of crappie running 2 - 4 lbs. This is an ideal float

Continued on next page

RONALD L. OTTO, D.D.S., M.S.

Diplomate American Board of Orthodontics

A Professional Corporation

Orthodontics for Children and Adults

125-B Ascot Drive
Roseville, CA 95661
Telephone (916) 786-2442



Feature Article

Warm Water Fly Fishing, Part 3

...continued

tube lake and can be fished from shore. It has a heavy water draw down and gets quite low late in the season. When you first see the lake, it looks quite ugly. However, very shortly you will see that this lake should be spelled "bass heaven". My best bet on crappie has been small woolly buggers or size 6 - 8 woolly worms. Although there is a small store and camp ground at the lake, I suggest you take everything you need with you. The lake is about 1 3/4 hours from Roseville.

In the June Leader, I stated that I would show anyone how to add a weed guard to an already tied fly. I will be on a month long fishing trip so we will have to try the July general meeting or the July fly tying meeting.

Good fishing,
Pete



Bill's Stick Caddis *Ed's Olive Trout*

**SPRING CREEK FLYCRAFT
AND GUIDE SERVICE**

622 South First Street
Dunsmuir, CA 96025
(916) 235-4048

Bill Carrizzo, Licensed Guide

2079 Country Hill Road
Havocville, CA 95658
(916) 663-2604

- Back Country Guide Service
- Upper Sacramento River
- Fly Tying Instruction
- Fly Casting Clinics

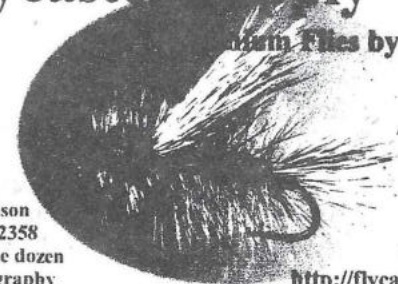
Conservation

CSPA Newsletter Enclosed

The California Sports Fishing Association is a grass-roots organization that monitors and addresses conservation issues of interest to California fishers. We have enclosed their newsletter this month. Granite Bay Flycasters provides financial support for the CSPA.

Flycaster Supply

Flies by the Dozen



Jim Ferguson
(916) 781-2358
Flies by the dozen
Fly photography
Digital scanning (35mm)

On the web at:
<http://flycastersupply.com>
email: jim@flycastersupply.com