

# The Leader

Voice  
of

GRANITE BAY  
*Flycasters*

June 1998

Visit Us on the WEB!  
[www.calweb.com/~gbf](http://www.calweb.com/~gbf)

Granite Bay Flycasters  
P.O. Box 1107  
Roseville, CA 95678-8107



Frank R. Stolten  
8290 Country Lake Drive  
Orangevale, CA 95662



100-2-98



# Club Calendar

## June 1998

- 11 **General Meeting** 7:30 p.m.  
 Ken Hanley shares insights on catching bass on flies
- 16 **Fly Tying — Clubhouse** 7:00 p.m.
- 18 **Board Meeting** 7:00 p.m.
- TBA **Fish Outs: Lower American shad and Upper Sacramento trout**

## July 1998

- 9 **General Meeting** 7:30 p.m.  
 GBF stalwart, Bill Carnazzo, shares an expert's secrets on nymphing for trophy trout
- 10 **Fish Out — Crane Prairie Reservoir**
- 16 **Board Meeting** 7:00 p.m.
- 21 **Fly Tying — Clubhouse** 7:00 p.m.

## August 1998

- 11 - 16 **Fish Out — Loreto, Baja Mexico**
- 13 **General Meeting** 7:30 p.m.  
 Expert advice on fishing in the Burney area — a terrific destination for the fall months
- 20 **Board Meeting** 7:00 p.m.

The Leader is published monthly by Granite Bay Flycasters, a nonprofit association of flyfishermen and flyfisherwomen who meet once a month at the clubhouse located in the Granite Bay Group Picnic Area at Folsom Lake.

The organization is dedicated to conservation of fish habitat and promoting fly fishing skills and good sportsmanship. For membership information, contact John Hogg, 823-4334

## Officers

President	Rob Ferroggiaro	791-0887
Vice President	John Hogg	663-2051
Secretary	Gray Allen	783-4334
Treasurer	John Bergman	966-7032

## Directors

Through 1998	Bruce Bartholomew	983-7719
Through 1998	Rich Pontius	677-2149
Through 1999	Ron English	677-7169
Through 1999	Jeanne English	677-7169
Through 2000	Jim Ferguson	781-2358
Through 2000	Ken Jablonski	274-8020
At Large	Drake Johnson	784-1670
Past President	Bill Carnazzo	663-2604

## Committees

Annual Dinner	Rich Brown	325-4564
Bear River Project	Jim Coleman	885-4128
Casting	John Hogg	663-2051
Casting Pond Project	Tom Klinefelter	363-6634
Conservation	Nathan Joyner	983-1363
Leader Editor	Gray Allen	783-4334
Salmon and Steelhead Education Program	Rick Radoff & Frank Stolten	624-2107 725-6894
Co-Fishmasters	Issac English	677-7169
	Nick English	677-7169
	Morgan Thalken	482-3440
Fly Tying	Bill Carnazzo	663-2604
GBF Home Page	Nathan Joyner	983-1363
Gatekeeper	Jim Bennett	988-2428
Golden Trout	Vern Stubbs	663-2801
Historian	Warren Schoenmann	725-2542
Librarian	Cindy Leggett	791-4710
Merchandising	Drake Johnson	784-1670
Programs	Joe Gildone	624-4811
Special Projects	Frank Stolten	725-6894
Raffle	Mike Wasserman	677-7189
Refreshments	Terry Wasserman	677-7189
Youth Counselors	Jeanne and Ron English	677-7169



# AMERICAN FLY FISHING CO.


presents the  
*1998 American River  
Shad Tournament*

**May 15 - June 30**  
to benefit

**SAVE THE AMERICAN  
RIVER ASSOCIATION**

WIN PRIZES donated by Scott Rods  
Patagonia • Bauer Reels • Simms  
Teton Reels • Buck's Bags • Dr. Slick  
Action Optics • Ex Officio • Umpqua  
Ross Reels • Scientific Anglers

Categories: Men's • Women's • Jr's  
Reg. Fee: \$20. Jr's. (under 16) \$10.  
Complete rules with reg. packet.  
Call now to register.



## UPPER SAC TROUT SCHOOL

SCHEDULE: May 15-17; June 5-7; July 10-12; July 31-Aug 2;  
Aug. 21-23; Sept 25-27; or Oct 9-11.

### LEARN TO CATCH TROUT ON-THE-FLY.

Build your confidence and skills  
in a relaxed and fun atmosphere.  
Comfortable accommodations,  
wholesome food and top-notch  
fly fishing instruction. 3 days/2 nights.  
\$395. Space is limited.

Call now to register.

A SCOTT ROD CO. endorsed school.




**AMERICAN  
FLY FISHING CO.**

3523 Fair Oaks Blvd. • Sacramento  
Corner of Fair Oaks & Watt

Call: 916/483-1222 or  
800/410-1222

[www.americanfly.com](http://www.americanfly.com)



Trout School  
Director Dave Shafer

## Programs

**June:** Representatives of Cal Trout, the staunch defenders of trout habitat in California, will discuss "Trout Management for the 21st Century."

According to Cal Trout, 75% of the streams in California have no management, yet these streams account for the greatest trout biodiversity in the state and nation. Cal Trout believes the trout resources in California should be managed under a heritage program as the human population grows by another 13 million in the next century.

**July:** Learn small stream nymphing from our resident expert — Bill Carnazzo. Bill will share techniques and concepts for catching trout with nymphs in such trophy streams as the Upper Sacramento and McCloud.



- Back Country Guide Service
- Upper Sacramento River
- Fly Tying Instruction
- Fly Casting Clinics

## President's Message

by Rob Ferroggiaro

Greetings from Europe.

(Rob wrote this as he and his wife winged eastward from California to visit friends in Germany.)

Here's a big "thank you" to our members who shared their fly fishing knowledge and enthusiasm with us at the May general meeting — "Members' Night."

Our presenters put a lot of effort into the preparations for this special program and it paid off with an abundance of hints and insights, Where else could you see a computerized fishing guide? Carnazzo's stick caddis? And a live dragon fly nymph, all in the same place?

If you had a good time, let Joe Gildone, our program chairman, know. Maybe this will become an annual event.

### Go on A Fish Out

Speaking of annual events, the Hot Creek/Eastern Sierra fish out was a lot of fun. The setting was gorgeous; the weather cooperated; and we caught our fair share of fish.

Also, our undaunted Stampede Reservoir delegation is making ready for another assault.

*continued on next page*

Value • Quality • Service



CUSTOM WHOLESALE  
EMBROIDERY & APPAREL

Screen Printing  
Hats • Sportswear  
Shirts • Jackets

3300 Sundance Trail  
Placerville, CA 95667

ph. (916) 626-3044

(800) 738-8680

fax (916) 626-4549

Matt Schneider



**UPPER SAC!  
GREAT TROUT  
ON THE FLY!**



**FLY FISH THE SCENIC UPPER  
SACRAMENTO RIVER  
DUNSMUIR, CA  
30 MILES OF CATCH N' RELEASE WATERS**

**CALL 1-800-FLY-FSIIN**  
TOLL FREE RECORDED REPORTS  
TRADITIONAL TED FAY METHOD  
UP-STREAM NYMPHING CLINICS  
18 YEARS UPPER SAC EXPERIENCE

**RON RABIN, LICENSED GUIDE**  
The Big Ed Fish Society

## All Awards

- Trophies - Plaques
- Custom Namelegs
- Custom Lapel Pins
- Group Discounts
- T-Shirts - Hats - Jackets
- Mugs
- Keychains
- Decals, etc.
- YOUR LOGO PRINTED ON ALMOST ANYTHING!

7335 Greenback Lane  
Citrus Heights, CA 95621

ROBERT SMITH  
Owner  
(916) 729-0505

## Basix<sup>®</sup> Computers

*"Uncompromised Quality, Incomparable Value"*

John L. "Dusty" Deryck  
Owner

3791 Luneman Road, Placerville CA 95667-8937  
(916) 621-1222 • Fax 626-7850 • Internet [dusty@basix.com](mailto:dusty@basix.com)



## DON HILL

Custom Built Driftboats

Specializing in Plans  
Kits • Fiberglass Boats  
Guide Service • Flyfishing  
Driftboat/Raft Training

Don Hill  
6690 Main Street  
P.O. Box CC

Springfield, Oregon 97477

(541) 747-7430  
1-800-878-5488

FAX: (541) 747-7474

E-mail: [donhill@dhdriftboats.com](mailto:donhill@dhdriftboats.com)

<http://www.dhdriftboats.com>



## President's Message


(continued from page 2)

### Supporting Conservation

I'm pleased to report that the Board is reviewing a plan to reinstitute our scholarship for a UC Davis graduate student working on fishery conservation research. Since research is an important part of any conservation effort, we're delighted to be in the financial position to support a worthwhile project.

Finally, don't miss our June general meeting. As detailed elsewhere in the Leader (page 1), we will have a terrific opportunity to get a first hand report from CalTrout on recent conservation successes and current threats to our fisheries. Take advantage of this opportunity to find out what we need to do to make sure we can still go fishing in the 21st century.

Take care.



## FLY Fishing

is a chance to  
wash one's soul  
with pure air,  
with the rush  
of the brook  
or with  
the shimmer  
of the sun on  
the blue water.

at **Kiene's**  
*fly shop*

it is our  
sincere  
desire to  
assist you  
in achieving  
this goal.



## Kiene's

*fly shop*

2654 Marconi Avenue  
Sacramento, California  
Toll Free: 800/4000-FLY  
Phone: 916/486-9958  
Fax: 916/486-2611

<http://www.kiene.com>

## Flytying Skills Program

Sponsored by

**American Fly Fishing Company**

Pattern for May Program: "**Cluster Midge**"

(Featured in May *Leader*)

Program rules: Judging will be during the meeting. The best tied fly announced just before program, and name of tier featured in the next month's *Leader*. Your fly must be tied in accordance with instructions from the *Leader* (right or wrong, and irrespective of whether you find another version of the pattern in a book somewhere) in order to keep the playing field level. The judges need to make a choice based on a single pattern. Two categories: beginner and non-beginner; anyone who has won the beginner category twice will have to compete in the non-beginner category from then on.

There will be a gift certificate from American Fly Fishing Company, our program sponsor, for the winner in each category: \$25 for non-beginner; \$15 for beginner. All flies submitted will be placed into the raffle for that evening's meeting.

**Winners for May:** Both categories were won by the *Jablonski* family—a clean sweep!! A tribute to our young folks in the club and to **Ron and Jeanne English**, who mentor the youth program.

## Wayne Eng

**Licensed Fly Fishing Guide**

**Cabin for rent – Sleeps six**

**Call for river conditions**

**(916) 235-4018**

**5356 River Avenue Dunsmuir, CA 96025**

## Flytier's Corner...continued

7. In between where you tied in the raffia, and where you tied in the eyes, there should still be a bit of room. In this space, tie in the chenille, and let it dangle for the moment.

8. Now take your weight, and beginning just ahead of the eye tie in point, wrap lead forward toward eye, only to a point 1/2 way down the hook.

9. Tie in hackle for legs on top of lead wraps, just behind eye.

10. Wrap chenille first in front of eyes, then around and over eyes and forward to a point about 1/2 way down the hook. Stop wrapping at this point and wrap one wind of thread over chenille to hold it in place.

11. Tie in the wire ribbing at this point, and let it hang. Move thread to eye.

12. Finish wrapping chenille forward, to about 1/8" behind eye, and tie off. Now grab the hackle and palmer it forward for the legs.

13. Take the raffia and pull it over the body to the eye, spreading it out so it covers the back of the fly, forming a shell. It should be directly between the antennae and claws. Tie down just behind eye, leaving about 3/8" of material sticking out over eye to imitate tail.

14. Wind the ribbing forward (4 or 5 wraps), and tie off behind eye. Whip finish and voila.....!!!!

Fish the fly slowly, remembering that these critters swim backwards.

See ya on the creek!!!



## GBF Activities

### GBF's on the Web!

Have you visited our web site yet? Surf on in and find a growing wealth of information about the club, its activities, fly tying, and much more.

It's easy.

Just key in the club's address and enjoy the ride:  
[www.calweb.com/~gbf](http://www.calweb.com/~gbf)

If you have any suggestions for our web site, contact Jim Ferguson or Nathan Joyner.

### Looking for A Fishing Partner?

If you would like to have someone join you for your next fly fishing outing, try posting a message on the *Fishing Partner Board* at the general meeting.

Include a brief description of your planned outing and your phone number.

### Fishout Leaders Needed

Fishmaster Ron English needs a few good people who can lead one or more fishouts this year. He is putting together a full year's schedule of fishouts, both day trips and over-nighters, and still has some gaps in the schedule.

If you would you like to lead a fishout, choose one of your favorite spots and sign up to lead your fellow GBFers for a day or weekend of fun and fellowship. Even if you have never organized such an outing, GBF will make it easy (and fun) for you. Ron has a printed guide-sheet that will take you through the routine, step by step, so nothing is overlooked.

Give him a call — 677-7169.

## GBF Activities

### Advancing Your Casting

by John Hogg

On Tuesday, May 19, GBF had a strong turnout of eleven casters at our May distance casting clinic. Bill Kiene of Kiene's Flyshop, provided many tips on double hauling, loading the rod, extending the length of the casting stroke, tightening the line loop to reduce wind resistance, and much more. The weather provided a note of saltwater realism — becoming extremely windy, and offering GBF'ers the challenge of making strong casts into the wind.

### Distance Clinic Scheduled

The next distance clinic is scheduled for Wednesday, June 24 at 6 p.m. in the parking lot at Kiene's Flyshop. We will be using videotape at this clinic so that casters

### Fly Fishing and Investing Have Much in Common

#### Fly Fishing

- You must be able to read the water
- You should keep your fly in the water
- You must know how to pick the holes
- Dropper rigs are extremely effective

#### Investing

- You must know where to invest
- You should be invested at all times
- You must know how to pick your investments
- Diversification helps maximize results

and

**You generally have greater success  
with a Professional Guide** Ditto

For more information on fishing or investing, please contact Steve Mueller at Smith Barney, 2335 American River Dr., Sacramento, CA 95825 or call at 800 -284 -1575 or 916 - 567-2036

### Flytier's Corner...continued

<b>Antennae</b>	Butts of the saddle used for claws
<b>Shell</b>	Brown swiss straw or raffia
<b>Body</b>	Brown or olive medium chenille (or variegated)
<b>Legs</b>	Brown or olive grizzly hackle
<b>Rib</b>	Reddish copper wire
<b>Weight</b>	Wrapped lead or substitute of choice

### INSTRUCTIONS.

1. Cover hook with thread. Tie on raffia just above rear of barb, and leave it hanging out over back of hook for now.

2. Make mono eyes by taking a 3/4 " piece and holding it against the side of a candle flame, using a tweezer or hackle plier. Go slowly, and take care not to let melted mono drip on clothing or skin—avoid fire/burn danger here by being very careful. Hold one end against the flame until a small ball is formed; let that cool, and then do the other end. When done, the whole thing should be about 1/4".

3. Tie the eyes in now, just above the point of the hook; apply head cement to this point.

4. Now make the claws by taking two even saddles, and stripping away all the fuzz at the butt end; leave the butts, which should be about 1" long. Leaving about 3/4" of the hackle on the stem, trim out the centers of the feathers.

5. Tie in the two claws so that they stick out at about a 45 degree angle, facing rearward. They should be tied in at the same spot as you tied in the eyes.

6. Now reverse the butts and lash them down so they point out over the back of the hook, just in between the claws. This forms the antennae.

## Flytier's Corner

by Bill Carnazzo

### This Month's Pattern: "Neale's Crayfish"

Here is a pattern that was featured in this column a few years ago. Because it's bass time, and because I've had several requests for this pattern, it is worthwhile to repeat it. Incidentally, this pattern was highly successful at Sugar Creek Ranch this past winter for very large trout. So don't just limit yourself to bass with this one—try it wherever there are trout and crawdads in the same body of water.

E. Neale Streeks (who designed this beauty) is a creative tier; but, after my own heart, he pursues simplicity of design and material. This crayfish pattern is a clear example of his style—although I have taken the liberty of modifying the pattern significantly, to make it even simpler.



### MATERIALS

<b>Hook</b>	Mustad 9671 or equiv., sizes 6 to 10
<b>Thread</b>	Olive or brown 6/0 or 8/0
<b>Claws</b>	Brown dyed grizzly saddle hackle, from about mid-stem, trimmed to shape
<b>Eyes</b>	30-pound or heavier mono, melted on ends

*continued on next page*

## GBF Activities

can analyze their own casting motions. Casters should bring their own 8mm videotape cassette if they would like to have a permanent record that they can take home.

### June 6 Fishout: Gerle Creek Reservoir

**Host: Mike Wasserman**

Gerle Creek Reservoir is about 35 miles from Highway 50 on Ice House Road. The entrance to the reservoir is three to four miles past the Loon Lake turnoff.

A fairly small lake, Gerle Creek Reservoir is excellent for float tubes. You can also fish from shore. There is good access all around the lake. Prams or canoes would be OK (no gas motors allowed).

Fishing is for browns and a few rainbows. I recommend a floating line and some sort of sinking line, standard trout flies — wooly buggers, streamers, Sheep Creek, mosquito, elk hair caddis, etc.

Gerle Creek itself is also fishable and has a number of miles of accessible water.

I will camp at Gerle Creek June 5 - 6. For reservations: 1-800-280-CAMP (2267). The campground tends to fill up fast. If you have questions, call Mike Wasserman at 530-677-7189.

### Classified Ads

**For Sale: SAGE ROD:** Sage RPL 590, 9 feet, two piece for 5 weight. Custom rod made with quality components. Comes with Sage sock and tube. \$195. Rod Leggett. 791-4710.

Classified ads are free to members of GBF. To place an ad, call Gray Allen at 783-4334.

## News and Notes

### Developing and Improving Your Double Haul

*by John Hogg*

Making a "haul" when flycasting is done to increase line speed and is useful for several situations: picking up a heavy line, as when float tubing with a sinking line; casting into the wind when a strong, hard cast is necessary; and, of course, for the ol' heave ho' — when you want to throw that fly as far as humanly possible.

The haul is, essentially, a supplementary pull with the line hand, on the line itself, which is executed simultaneously with the casting stroke (either backcast or forecast).

If a haul is made only on the backcast, it is called a single haul. If two hauls are made, one on the backcast and another on the forecast, it is called a double haul.

#### When to Haul

Casters in the process of developing the haul are at time frustrated with the timing of the haul stroke: "When, precisely, do I make the haul during the casting stroke?"

The answer is: when there is a load on the rod.

This then becomes the crux of the matter, because many casters do not properly load the rod, especially on the backcast. And if there is no load, there can be no haul!

#### Loading the Rod

So let's back up a step, and discuss loading the rod. It is, of course, a bending of the rod, but from a very

*Continued next page*

## News and Notes

### Special Thanks

*by Cindy Leggett, Librarian*

Special thanks to those of you who ordered books through our fund-raiser last month. Not only did you save 15 percent plus tax, the club netted a profit of \$113.30.

After turning \$36.90 of that back into purchases of four new library books (at 50 percent savings!), we still earned \$76.43 to use towards our conservation efforts! We hope to have your books in by the June general meeting.

Thanks also go out to Stan from Fly Fishing Specialties for generously donating books to our library and raffle last month. We appreciate your support, Stan!

The same goes for you members who have donated books and magazines. This is a great way to share fishing knowledge with other club members as well as generate a little library revenue through the magazine swap. Keep 'em coming!

#### **Ted Fay Fly Shop**

**Located at the Garden Hotel  
4318 Dunsmuir Avenue  
Dunsmuir, CA 96025**

**(916) 235-4805      (Shop) 235-2969**

**Joe Kimsey**

**Home (916) 235-2872**

<http://www.ffa.com/TZ/tedfay.html>

## TROUT OUTFITS

**SAGE DISCOVERY**  
5 WT Rod W/Tube  
Lamson DCA Reel  
WF Floating line  
Dacron Backing  
Trout Leader  
Retail \$320.00  
Package Price \$280.00  
(4 piece rod add \$50)

**SAGE 9ft 5wt RPL+ Rod**  
W/rod sock and tube  
Lamson LP 2 Reel  
WF Floating Line w/backing  
Trout Leader  
Trout Clinic (\$95.00)  
Retail \$785.75  
Package Price \$690.00  
(4 piece rod add \$50.00)

**REDINGTON Redstart**  
5wt Rod w/tube and sock  
Lamson DCA Reel  
WF Floating Line  
Dacron Backing  
Trout Leader  
Retail \$258.95  
Package Price \$199.95  
(4 piece rod add \$50.00)

**Tying Deer Hair Flies with Mark Hooser**  
May 16th \$20.00

**Beginning Fly Fishing Class with Bill Lowe**  
May 9th, June 27th \$40.00/person

**Intermediate Fly Fishing Clinic with Bill Lowe**  
May 17th, July 26th \$65.00/person

**Beginning Fly Tying Class with John Fields**  
May 12th, 19th, and 19th \$35.00 2 for \$40.00

**Tying Shad Flies Learn how to tie the local favorites Cost FREE May 17th RSVP**

### F.F.S.1998 Travel Destinations

Upper Sacramento River June 13th-14th  
Learn all it takes to catch fish, on one of the best trout rivers in the west, with Mike Costello \$170.00

Loreto, Baja for Dorado and Sailfish with *Bus Gehring*  
August 12th-17th \$850.00 from Sacramento

Green River, Utah September 16th-20th  
\$495.00 from Sacramento

Milt Jensen's Five Dot Reservoir  
October 17th-18th \$300.00 from Susanville

### Fly Fishing Specialties

6412 C Tupelo Drive, Citrus Heights, CA 95621 (916) 722-1055

## News and Notes

specific force: that of the speed and weight of traveling line. When the rod is abruptly stopped (unloading the rod), the line continues to travel and the rod starts to load, because of the pull from the line. The caster now further loads the rod by starting a casting stroke in the opposite direction, and by adding the haul, if desired.

But remember, the line cannot be slack in the air when the haul is made, because there is then nothing to haul against!

A fundamental error that disrupts this entire process is when a caster disrupts the rod's ability to load from this abrupt stop by overwhelming the rod with arm strength, and not giving the rod the necessary time to load from the line weight and speed.

Now we have to back up again, because many casters are not aware that an abrupt stop (called by some experts the "power stop") is the most basic ingredient of competent fly casting. Mel Kreiger calls it the "whummp" factor. Others say, "Accelerate to a hard stop."

Whatever you call it, the rod stroke must start slowly, accelerate rapidly, and stop abruptly, so that the line is flung by the rod tip, not the caster's arm.

In sum, before a successful haul can be made, you must first have the rod loaded from the force generated by the line's own weight and speed.

### Practice Tips

To develop or improve you haul, set up a single motion cast where the line will be preloaded for you. For

*continued*

## News and Notes

instance, picking up line off the water leads almost to a natural haul. You will notice that, as the rod tip loads from the heavy drag of the line, your line hand will want to help out by giving a pull on the resisting line. Another means is to lay about 25 feet of line on the grass. Make a single side arm cast. As you start the cast, the grass will offer some resistance, which will load the rod, and you can then introduce a short haul.

Once you get the feel of a proper haul, it is easier to develop longer and stronger hauls on an overhead cast.

A great reference for double hauling is Mel Kreiger's second videotape, "Advanced Casting."

### Learn New Skills in Golden Trout Program

There are many reasons to take up fly fishing, one of which is it is a never-ending pursuit of knowledge and skill. GBF offers the Golden Trout program to help members develop their abilities to make fly fishing even more fun and rewarding.

The Golden Trout program is open to any active member who pays the \$10 entrance fee. To earn the certificate, the participant must complete activities in seven of the following 12 categories within a year: Literature, Conservation, Entomology, Club Fishout, Club Event, Casting, Knots, Fly Tying, Rod Building, Youth Program, Club Work Day, Net Building.

Take your skills to the next level. Earn a Golden Trout pin and have your name inscribed on the plaque that hangs in the clubhouse. Contact Vern Stubbs for details.

## News and Notes

### Summer Fishout Schedule

**June 6** - Gerle Creek - Mike Wasserman

**July 10** — Crane Prairie Reservoir

**August 11-16** — Loreto, Baja Mexico

Contact Ron English for details and future dates.

### GERRY GRAY'S "ON THE FLY"



### GUIDE SERVICE STEELHEAD - SALMON SHAD - TROUT

P.O. Box 35  
Trinity Center, CA 96091  
(888)286-7250  
[FlyGuide@webtv.net](mailto:FlyGuide@webtv.net)



**Specializing in Custom Wood  
Mckenzie River Drift Boats  
Plans & Complete kits  
Aluminum & Fiberglass Boats  
Outcast Inflatables  
Mini Drifters \* Model kits  
Complete Line of Accessories  
Fly Fishing Guide Service  
**Professional Training Offered  
with the sale of all boats****

### FOR FREE CATALOG

E-mail to: [donhill@dhdriftboats.com](mailto:donhill@dhdriftboats.com)  
DON HILL, PO BOX CC  
SPRINGFIELD, OR 97477  
**1-800-878-5488**  
<http://www.dhdriftboats.com>