

THE LEADER

VOICE OF THE

GRANITE BAY *Flycasters*

MAY 1994

GRANITE BAY FLYCASTERS
P.O. BOX 1107
ROSEVILLE, CA 95678




FEDERATION of
FLY FISHERS



CALIFORNIA TROUT



KEEPER OF THE STREAMS



GRANITE BAY FLYCASTERS

OFFICERS

President	Terry Eggleston	331-5258
Vice President	Mark Neice	624-1837
Secretary	Kim Roccoforte	989-7331
Treasurer	Walt Dombrowski	652-5204

DIRECTORS

Through 1996	Ed Stull	663-2414
Through 1996	Paul Roccoforte	989-7331
Through 1995	Mike Wasserman	677-7189
Through 1995	Paul Orcutt	878-9131
Through 1994	Jim Coleman	885-4128
Through 1994	Ron English	677-7169
At Large	Dan Gaffney	726-5407
Past President:	Bill Carnazzo	663-2604

COMMITTEES

Conservation	Jim Coleman	885-4128
Gatekeeper	Vern Stubbs	663-2801
Librarian	Paul Roccoforte	898-7331
Editor	Mike Wasserman	677-7189
Raffle	Bruce Cline	985-6745
Fishmaster	Bill Carnazzo	663-2604
Historian	Warren Schoenmann	725-2542
Programs	Mark Neice	624-1837
Refreshments	Terry Wasserman	677-7189
Annual Dinner	Marie Stull	663-2414
Public Relations	Frank Stolten	725-6894
Golden Trout	Ron English	677-7169
	Bill Carnazzo	663-2604
Egg-Raising	Rick Radoff	624-2107
Project	Mark Neice	624-1837

CALENDAR OF EVENTS

May 7	Fishout - Indian Creek Res.
May 12	General Meeting 7:30 at Clubhouse
May 14	9th Annual Club Picnic
May 19	Board Meeting 7:00 at Clubhouse
May 21	Fishout - San Luis Res.
May 21	"Catch a Smile Day" 10:00 - 2:00 at Aerojet
May 28	Fishout - American/Yuba (shad)
June 9	General Meeting 7:30 at Clubhouse
June 10 - 12	Fishout - Fuller Lake One Fly Contest June 11
June 16	Board Meeting 7:00 at Clubhouse



MAY 1994

GBF FISHOUT SCHEDULE--1994
[INCLUDING FLY OF THE MONTH LIST]

May

7 (Sat) Indian Creek Reservoir
 21 (Sat) San Luis Reservoir--Stripers
 28 (Sat) Shad--American or Yuba River
Fuller Lake Special

June

10, 11, 12 (Fri, Sat, Sun) Fuller Lake One Fly Contest and Campout
 25 (Sat) Spicer Lake
 29 (Sat) Bass (poppers)
Royal Wulff

July

8, 9, 10, 11 (Fri, Sat, Sun, Mon) Backpack trip to Wolf Creek area
 23 (Wed) Downieville area (North Yuba Area)
Prince Nymph

August

13 (Sat) Fall River/Burney area
 20 (Sat) Lake Natoma Hex hatch
 27 (Sat) Davis Lake
Rockfish Fly

September

10 (Sat) Robinson Creek
 24 (Sat) Alpine County--Walker River
Caddis Emerger

October

1 (Sat) Saltwater bottom fishing trip
 8 (Sat) San Luis Reservoir
 15 (Sat) Trinity
 29 (Sat) Sacramento River
Cate's Turkey

November

12 (Sat) Putah Creek
 26 (Sat) Pyramid Lake
Thunder Creek Anchovy

December

10 (Sat) Kings Harbor (Long Beach)--Bonita
Green Butt Skunk

Thanks to all those involved in the face lift job on the Clubhouse, it was much needed, the building had not been painted since 1986. Special thanks to Russ Weeks, Mark Neice, Bus Gehring, Wayne Dahl, and John Bergman. These people put a lot of time and effort into a job well done. These are the kinds of things that keep the Club in good standing with the State Parks Department and puts us in the unique position of having our own Clubhouse. This is a luxury had by very few other fishing clubs.


Upcoming events ! The "pig out" picnic May 14th starts about 9:00 a.m. and goes until ? Gordon Evans has put in a lot of effort to make this picnic the best of all-time.

The one fly contest and campout at Fuller Lake will be June 10-12, see the write up in this issue of the Leader.

Regarding the Bear River Project, it looks like Fish and Game is finally getting on the ball. Jim Coleman will have an update at the next general meeting.

The beginning fly casting clinic is coming soon. Check the Leader again for mote info or give Marie Stull a call at 663-2414.

Past events. On Saturday April 23rd Bill and Marilyn Kiene of Kiene's Fly Shop put on a mini Fly Fishing Expo. The weather wasn't the greatest but there sure was a lot of fun for all those who attended. There were factory reps on hand to show and demonstrat the latest in fly fishing gear; fly tyers to help with those little problems and show you the hot new flies ! Local guides were ready to set you up for hot fishing trips. Ask Bruce Cline about his 30+ lb striper that Scott Foster put him into last week. I know you will have to pry it out


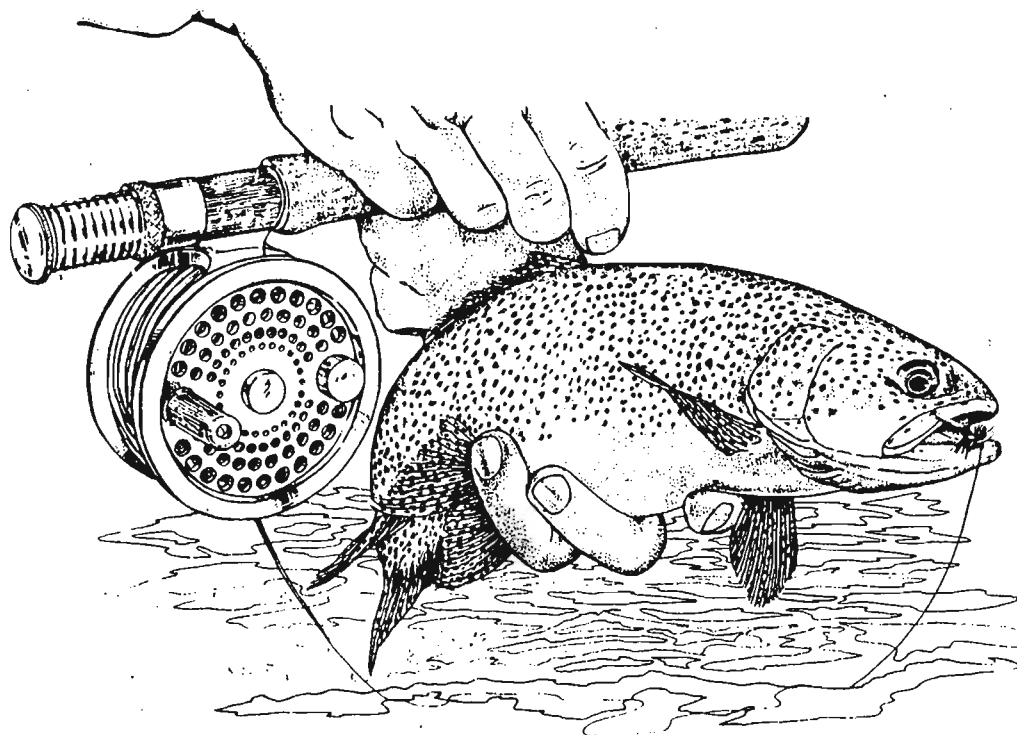


of him ! Last but not least was the fly casting contest. Our own Rick Radoff walked away with a beautiful Sage fly rod. Thanks to Bill and Marilyn from all of us in the local fly fishing community. We are all looking forward to next year's show !

Well time to sign off, the streams are open now and I'm sure there must be at least one trout out there with my name on it.

See you on the water,

Terry
President GBF



We would like to express our thanks to the members of the Granite Bay Flycasters for the continued support they have shown our stores over these past years. Also a big thank you to those club members, both past and present, who have expended considerable effort and leadership in making the Granite Bay Flycasters the leaders in Northern California.

Fly Fishing Specialties

Hwy 50 & Bradshaw Store:
9500 Micron Avenue #129, Sacramento, CA 95827
Telephone: (916) 366-9252

I 80 and Antelope Store:
6412E Tupelo Drive, Citrus Heights, CA 95621
Telephone: (916) 722-1055

LIBRARIAN'S REPORT

A policy of collecting overdue fines on books and videos has been in effect since October of 1993. If you have a library item which is overdue please bring \$5.00 per item to the next meeting (along with the item of course) or you may donate \$5.00 in merchandise (flies, boxes, etc.) to the Club raffle. Please remember that the point of fines is to keep the library materials circulating.

The following is a list of members with overdue library items. This list is being printed simply as a reminder:

Larry Burns	Ed Pettyplace
Jerry Diregolo	Ken Selover
Jerry Hoyt	Mike Wasserman
Mark Lutz	

TECH TIPS

FLY-TYING BENCH TIPS

Submitted by Warren Schoenmann

This month let's discuss tying bench tips. Little helpful hints to save the good old \$\$\$ and perhaps things you never thought of to help in tying. These are all tried, tested, and certified (hey, someone has to do it).

When there's painting, epoxying, etc. we usually mix enough for several flies and do them all at once, hang them on a piece of stretched mono line and watch them slide together after we so carefully spaced them out along the line. Simply replace the mono with bead chain, you know, the kind you make eyes with, and you have the remedy to keep 'em separated.

Of course when the flies are hanging there drying the excess cement runs down into the hook eye and you think you're going blind cuz you can't get the leader through the eye at the stream, then find out it's glued shut. *\$#-@&*-*&#!* !!! When still at the tying bench pull an old piece of hackle through the hook eye to clear out all the cement when you're finished tying and it saves all those gross words at the waters edge. Good fishing...

MAY MEETING PROGRAM

Our guest speaker for the May general meeting will be Mr. Dave Dohnell. Dave is a packer/outfitter in the Bishop area and fishes the June Lake Basin. Those of you who like to get away from it all in the high sierra, well, this packer can get you where you want to go for some of the best high country fishing around. See you there !

MAY MEETING RAFFLE

Back by popular demand ! - Our grand prize for the May general meeting raffle will be another 2 person, 1/2 day guide trip on the American River for stripers and shad with Scott Foster of Foster's Guide Service.

9TH ANNUAL CLUB PICNIC

The Club picnic is May 14th ! This will be your last written announcement. If you have not made reservations you need to contact Gordon Evans at 887-8227 right away. The deadline for reservations is May 7th. Cost for the picnic is \$2.00 per adult (plus a side dish), kids 17 and under are free.

Casting games for adults will start at 10:30 sharp, be sure and come early. This event is always a huge success. Come "pig out" and have some fun !

PICNIC RAFFLE

Contributions are wanted !!! Please contribute flies, art, or other fishing paraphernalia for our picnic raffle. Remember the picnic is Saturday May 14th. Please bring your contributions to the May general meeting and give them to Bruce Cline. Contributions will also be gladly accepted at the picnic.

Grand prize for the picnic raffle will be a top o' the line float tube plus fins. For those of you who might not be able to make the picnic we will be selling raffle tickets at the May general meeting. Winner need not be present to win (but you should be).

FLYTYER'S CORNER

by
BILL CARNAZZO

Fuller Lake Special

May, 1994

[**NOTE:** THE PATTERN FOR THE MAY FLY TYING CONTEST WILL BE THE LINESIDER FEATURED IN THE APRIL LEADER. BRING YOUR BEST VERSION TO THE MAY GENERAL MEETING. REMEMBER--THE WINNER GETS A FREE G.B.F. FLYBOX. BRING THOSE FLIES IN--DON'T BE SHY!!!]

[**ANOTHER NOTE:** SEE NEXT ARTICLE FOR NEW RULES AND INCENTIVES FOR THE CONTEST]

Just what is this thing called the Fuller Lake Special? As far as we can tell, it's a modified Wooly Bugger, although others may have a different opinion. All I know is that it indeed works at Fuller. If it doesn't, fall back on old reliable--the Sheep Creek Special.

MATERIALS

Hook	Mustad 9672 or 9674, or Tiemco 200R or 9395, size 8
Weight	12 turns of 1 amp lead
Tail	Brown marabou, with 3 strands of copper crystal flash on each side
Body	Fine olive chenille
Hackle	Brown or furnace, palmered
Collar	Same as hackle
Thread	Olive or brown 6/0 or 8/0

TYING INSTRUCTIONS

1. Jam thread onto hook and wrap 12 winds of 1-amp lead onto midsection of hook.
2. Just above rear end of barb (which you will have dutifully smashed) mount wispy tail of brown marabou, flanked by three strands of copper crystal flash on each side of tail. These



"Largest Inventory In The Sacramento Area"

We feature the most complete selection of fly fishing and fly tying equipment ever assembled in the Sacramento area.

Classes featuring fly tying, fly casting, rod building, and entomology.

Travel with us to Alaska, Argentina, Baja, Belize, B.C., Christmas Island, New Zealand and more.



2654 Marconi Ave. Sacramento, Ca. 95821 ph.486-9958

YOUTH PROGRAM UPDATE

We were pleased to see about half of the youth members at the fishout at Gordon's Pond. Thanks for attending !

The next youth club meeting will be held May 13th at 7:00 p.m. at the Clubhouse. Try to come even if you will be late. The agenda will include: casting skills (bring rod and reel if you have one); fly tying skills (so you will be ready for the contest at the picnic); the monthly knot tying; and election of officers. If you missed the last meeting and would like to run for President, Vice President, Secretary, Conservation Chairman, or Outings Chairman call Jeanne English at 677-7169.

We will have two youth rods at the May meeting to test and catalog information on some youth rod kits for you to look at with your parents if you are shopping for a rod and reel. If you want to order the rod that was available to test at Gordon's Pond you can order it at the May meeting. We will also put together the order for the tying kit and vise offer that was presented at the April general meeting.

Ron and Jeanne English

A SPECIAL THANKS !

from Jim and Teri Hornberger

A SPECIAL THANK YOU to all the GBFC members for the great surprise at the April meeting. We were touched deeply by your consideration of us. We have never seen such a huge cake, which was delicious, by the way. If only we had a picture to remember it by ! The plaque will have a special place of honor in our trailer. Of course we will be anticipating a fishing trip to Yellowstone for many of you. Here is our address:

Jim and Teri Hornberger
Hamilton's Old Faithful Basin #101 Store
PO Box 2209

12 Yellowstone National Park, WY. 82190

should measure length of tail, which should equal shank.

3. At tail tie-in point, first tie in chenille, then tie in hackle by its tip. Suggestion: wet the feather, and gently sweep barbs downward, except for the very tip of the feather. Now tie in the tip. Do not remove fluff at butt.

4. Wind chenille forward, taking first full turn behind the hackle. Stop 3 eye widths behind eye.

5. Palmer hackle up to same place; try to gauge it so that when you arrive here, all that is left is the fluff, which you will now wind as a collar.

6. Tie off the hackle, and form a nice smooth head. Apply Joli-glaze or other cement. If you want to be fancy, add painted eyes.

See you at Fuller!!!

FLYTYING CONTEST-NEW RULES

The Board has decided to change the contest slightly in an effort to encourage more participation. Don't be reluctant to submit your entry...ask for a critique if you want help, or to know what the winning fly has that yours doesn't. Here's the new plan:

- * Judging will be during meeting
- * Winner announced just before program
- * Winner still gets a fly box
- * Judge(s) will stay after meeting to give critique, if requested.
- * Each member entering a fly gets a free ticket, on which name and phone is placed
- * Tickets deposited in a sealed box each meeting
- * Drawing held at annual picnic (commencing in 1995)
- * Winner gets \$100 gift certificate at fly shop of choice.

As you know, certain of the tyers in the club have voluntarily kept themselves out of the contest; that will continue to be the case. So, enter your flies, folks...don't be shy!!!

IT'S STRIPER TIME !!!

submitted by Bruce Cline

Some of the best fresh water fishing action is right in our own backyard if you dial into a few basic techniques. STRIPERS ON A FLY ! YAHOOO !

I had the good fortune to catch (and release) the biggest fish of my life just after last month's Club meeting. Stripper guide Scott Foster and I battled a 25+ lbs. stripper (36-40 inches long) for 20 minutes before finally landing him, but only after he wrapped us around a submerged tree and took two runs of 60 to 70 yards a shot. Fortunately for me, Scott was able to free my line from under the tree and maneuver the boat so we could land it and take some great pictures which I'll be glad to share with you at the next general meeting.


This was my third trip with Scott for stripers and each time we've caught nice fish. On my first outing I landed 6 fish and made it back to the office by 9:00 a.m. Is this great sport or what ? My dad (who is not a flyfisher) still talks about his trip on the American last year when he landed 4 stripers (on a fly rod) on a morning jaunt. Last year Scott claims (and if you saw this guy fish you'd believe him too) that he caught 378 stripers, releasing nearly every one. This year he's landed (and photographed) several fish over 25 lbs.

Scott's tried and true outfit is generally the following:

Rod: 8 to 9 weight (Scott says Sage or Loomis because they sponsor him).
Line: 20 foot, type III sink tip and in some case a full floating line.
Leader: Scott ties his own 7 to 9 foot leaders with 40 lbs test at the butt and works down to a 2 foot section of 15 lbs test. Don't worry these fish are not leader shy.
Reel: One that holds a lot of line and backing. Lampson 3.5, etc.



(916) 784-2129



KEVIN S. McCURRY, D.D.S.
GENERAL DENTISTRY

140 Folsom Rd., Ste. A • Roseville, CA 95678

Licensed and Bonded
#1581

Scott M. Foster
Owner

Foster's Guide Service
"Specializing in Stripers and Salmon on the Fly"

905 - 44th Street
Sacramento, CA 95819

(916) 456-3879



All Awards

- Trophies - Plaques
- Custom Nametags
- Custom Lapel Pins
- Group Discounts
- T-Shirts - Hats - Jackets
- Mugs
- Keychains
- Decals, etc.

ROBERT SMITH
Owner
7335 Greenback Lane
Citrus Heights, CA 95621
(916) 729-0506



**AMERICAN
FLY FISHING CO.**


**BEST PRICES - GREAT SELECTION
TACKLE & TYING MATERIAL**

Classes For All Levels • We Buy & Sell Quality Used Tackle
Gift Certificates • Guides • Trips • Rod & Reel Repair

<p>American Rod Co. Complete Custom Rod Shop Knowledgeable Staff Largest Selection Of Components & Bait</p>		<p>American Fly Fishing Book Co. Discounted Prices On All Books Largest Selection In California</p>
--	---	--

Open 7 Days **483-1222**

2023 Fair Oaks Blvd
Fair Oaks Blvd
At Wall Ave



Flies: Scott ties his own and sells them through Kiene's and American Fly Fishing. A large Lefty's Deceiver with the right colors should work also. Early season (January and February) use large flies 3-6" long. Springtime use smaller flies 1-3" long tied on 2-4/0 hooks. The rest of the summer go back to the larger flies to imitate the larger bait fish. Best fly colors are a mixture of white, pink, and green with flash. Other colors include black and chartreuse.

Stamp: Don't forget your striper stamp (\$3.70).

Stripers are found busting the surface with reckless abandon in the very early a.m. and it is not unusual to have the morning bite turn off by 9:00. Not to worry though, shad have arrived and will provide plenty of good action until the evening striper action starts up (3:30 p.m. plus).

There are plenty of places where you can wade for stripers in the American when the flows are low, but the problem is covering a lot of water on foot. A boat is best because you want to find the schools which will move day to day in the river. Scott's set up is ideal for two flyfishers plus him on a stable decked surface.

You'll want to look for nice holes at the end of a run or just in front of "frog water" or fish the slow, deeper "frog water". Stripers aren't generally found in fast moving water, but wait at the end of such runs for unsuspecting prey. Optimal water temps are 65-70 degrees (April - August).

There are two typical casting techniques. Frog water: make a long cast followed by rapid strips in short 1 foot bursts. Faster moving water: make a 1/4 cast down stream and let it swing giving it slight twitches along the way then a strip retrieve. Vary the length of the cast so you cover all the water and don't worry about keeping the fly deep, it usually doesn't need to be.


Special thanks to Scott Foster of Scott Foster's Guide Service for his help with this article and his contribution to our Club. Scott can be reached at 456-3879. Try it, you'll love it!

RONALD L. OTTO, D.D.S., M.S.
Diplomate American Board of Orthodontics

A Professional Corporation
Orthodontics for Children and Adults

125-B Ascot Drive
Roseville, CA 95661
Telephone (916) 786-2442

Member
American Association of
Orthodontists




Keaton Boats, Inc.

Jack Keaton

8909 Tolson Blvd.
Sacramento, CA 95826
(916) 989-2190

*Family
Ski Boats*



FISHMASTER'S REPORT

May, 1994

Bill Carnazzo, Fishmaster

1. UPCOMING OUTINGS. Please note that the Outing Schedule, at the rear of the Leader, sets out dates for each fishout. Mark your calendars if you are going to attend. The next outing will be held Saturday, May 7, 1994, at Indian Creek Reservoir. There is a nice campground there for those who wish to camp. Call me for directions. A no. 6 outfit will work; bring a floater, a sink tip, and an intermediate sinker. Sheep Creek Specials, and the normal assortment of "wets"/"nymphs" will work.

2. PAST OUTINGS. On Sunday, April 10, we held a second bass outing at Gordon's Pond. It was very well attended (over 30, including a number of young folks); there was a float tube/water otter hatch on the pond. The fishing was "odiferous"--i.e., few fish caught. But we had a good time.

Then, on Saturday, April 16th, we had the Sacramento River outing at Redding. It was a very slow day on the river for the 7 or 8 who were there, according to Ron English who headed this one up for the Fishmaster, who couldn't be there. We did learn one thing about this outing---don't have it on the second weekend in April, since there is a very large auto show at the convention center.

3. BACKPACK TRIP. The Outing Schedule lists a Wolf Creek area pack trip for July 8-11. The place has been changed to Granite Lake. Mark Niece will still be the "packer", with his horses and a friend's mules. We may do the Wolf Creek trip in the Fall, depending on conditions. Here's the ground rules-- hike classification: difficulty--not bad; length: 2(+/-) miles one way; charge: \$25/person, payable at the May meeting, for those who have signed up (or send the money to me if you won't be at the meeting; limit: first 10 GBF members (only) to sign up and pay (unless you pay at the May meeting, or send the money to me before then, we will have to allow the spot to be filled by someone else, so things can be planned; weight limit for packer: 40# per person; food: BYO.

4. FULLER LAKE FISHOUT/CAMPOUT/ONE-FLY CONTEST. As set out in the schedule, this outing is June 10-12. At the May meeting, you will receive a map and PGE's campground rules. Please follow the rules; we want this to be an annual event, and they are our hosts. Also at the May meeting, a set of instructions/rules for the one-fly contest will be available. For now, here are the costs, etc.:

* Camping fee: \$12 per family for the weekend to defray GBF's \$375 cost for the campground(Fri., Sat., Sun. nites)

* Fee for one-fly contest: \$10 per person entering the contest

* Sat. nite barbeque--BYO food/drink

BEGINNING CASTING CLASS

The beginning casting class will take place at Ed and Marie Stull's pond and will be taught by Terry Eggleston. The class will consist of two Wednesday meetings, May 25th and June 1st. Each class will start at 6:00 p.m. and go until dark. Cost for the class is only \$10.00 and will be limited to the first 10 people to sign up and pay. Maps will be issued upon payment. If you have a 5 or 6 wt. rod with floating line bring it along. For more information contact Terry (331-5258) or Marie (663-2414).

"CATCH A SMILE DAY"

How would you like to have one of the most satisfying days you've ever had and not even catch a fish ! How, you ask ? Well, take part in the "Catch a Smile Day" at Aerojet on May 21st.

"Catch a Smile Day" is a fishing day for physically challenged kids. Some small ponds at Aerojet are stocked with trout and the kids are able to catch fish and have them prepared to take home and eat. The event is sponsored by Aerojet, California Striped Bass Assoc., Granite Bay Flycasters, and Gary Voet of the Sacramento Bee.

Volunteers are needed for this event. Give some of your time and be rewarded with the good feeling of helping others. The event will run from 10:00 - 2:00. Contact John Hardin at 983-0426 for more information.