

THE LEADER

VOICE OF THE

GRANITE BAY
Flycasters

JULY 1994

GRANITE BAY FLYCASTERS
P.O. BOX 1107
ROSEVILLE, CA 95678



FEDERATION of
FLY FISHERS



CALIFORNIA TROUT



KEEPER OF THE STREAMS



GRANITE BAY FLYCASTERS

OFFICERS

President	Terry Eggleston	331-5258
Vice President	Mark Neice	624-1837
Secretary	Kim Roccoforte	989-7331
Treasurer	Walt Dombrowski	652-5204

DIRECTORS

Through 1996	Ed Stull	663-2414
Through 1996	Paul Roccoforte	989-7331
Through 1995	Mike Wasserman	677-7189
Through 1995	Paul Orcutt	878-9131
Through 1994	Jim Coleman	885-4128
Through 1994	Ron English	677-7169
At Large	Dan Gaffney	726-5407
Past President	Bill Carnazzo	663-2604

COMMITTEES

Conservation	Jim Coleman	885-4128
Gatekeeper	Vern Stubbs	663-2801
Librarian	Paul Roccoforte	898-7331
Editor	Mike Wasserman	677-7189
Raffle	Bruce Cline	985-6745
Fishmaster	Bill Carnazzo	663-2604
Historian	Warren Schoenmann	725-2542
Programs	Mark Neice	624-1837
Refreshments	Terry Wasserman	677-7189
Annual Dinner	Marie Stull	663-2414
Public Relations	Frank Stolten	725-6894
Golden Trout	Ron English	677-7169
	Bill Carnazzo	663-2604
Egg-Raising Project	Rick Radoff	624-2107
	Mark Neice	624-1837

CALENDAR OF EVENTS

July 8 - 11	Backpack Trip - Wolf Creek
July 14	General Meeting Clubhouse 7:30
July 21	Board Meeting Clubhouse 7:00
July 23	Fishout - Downieville Area
August 11	General Meeting Clubhouse 7:30
August 13	Fishout - Fall River
August 18	Board Meeting Clubhouse 7:00
August 20	Fishout - Lake Natoma
August 27	Fishout - Davis Lake



GBF FISHOUT SCHEDULE--1994
[INCLUDING FLY OF THE MONTH LIST]

PRESIDENT'S MESSAGE

JULY 1994

July

8, 9, 10, 11 (Fri, Sat,
Sun, Mon) Backpack trip
23 (Wed) Downieville area
(North Yuba Area)
Prince Nymph

August

13 (Sat) Fall River/Burney area
20 (Sat) Lake Natoma Hex hatch
27 (Sat) Davis Lake
Rockfish Fly

September

10 (Sat) Robinson Creek
24 (Sat) Alpine County--Walker River
Caddis Emerger

October

1 (Sat) Saltwater bottom fishing trip
8 (Sat) San Luis Reservoir
15 (Sat) Trinity
29 (Sat) Sacramento River
Cate's Turkey

November

12 (Sat) Putah Creek
26 (Sat) Pyramid Lake
Thunder Creek Anchovy


December

10 (Sat) Kings Harbor (Long Beach)--Bonita
Green Butt Skunk

The Fuller Lake One Fly fishout was a great success. There were 40 - 50 Club members at the PG & E campground and 20 members who fished in the One Fly contest. The winning team consisted of Ron English, Barry Fitzpatrick, Doug Green, and Steve Hand. Steve also landed the largest trout, a 16" brown. Warren Shoemann was the first to lose his fly, just before 1:00 p.m. For this dubious distinction Warren received a special fly that will be very hard to lose; a 11/0 Sheep Creek with 100 lb. tippet ! Bus Gehring won the wooden landing net donated by Kiene's Fly Shop for the special contestant only raffle. Thanks to all who helped out and made this a fun time for all.

Jim Coleman, Conservation Chairman, has informed me that Richard Flint with Fish and Game has completed the Bear River Habitat Assessment and has asked that Granite Bay Flycasters set a start time in mid-July. Richard enclosed plans, material estimate and, and various other drawings related to the project. Jim needs volunteers to form a Bear River Committee. This is a great opportunity to do something for the environment and promote our sport. If you would like to contribute to this effort call Jim at 885-4128.

Terry
President GBF



FLYTYER'S CORNER

by
BILL CARNAZZO

Prince Nymph

July, 1994

[**NOTE:** THE PATTERN FOR THE JULY FLY TYING CONTEST WILL BE THE ROYAL WULFF FEATURED IN THE JUNE LEADER. BRING YOUR BEST VERSION TO THE JULY GENERAL MEETING. REMEMBER--THE WINNER GETS A FREE G.B.F. FLYBOX, AND EACH PERSON ENTERING A FLY GETS A TICKET TO BE DEPOSITED IN THE BOX FOR THE DRAWING AT NEXT YEAR'S PICNIC. BRING THOSE FLIES IN--DON'T BE SHY!!!]

[**ANOTHER NOTE:** SEE NEXT ARTICLE FOR NEW RULES AND INCENTIVES FOR THE CONTEST]

The Prince Nymph can be counted on to produce, if fished properly. From the material list, you can see that weighting the fly is optional, and adding a bead head is also an option. If you do decide to weight the fly, consider using the bead as weight; beads are now made for this purpose, and are lead-free.

MATERIALS

Hook	Mustad 3906B; Tiemco 200R; #6-18
Thread	Black 8/0 (or olive)
Rib	Gold tinsel (or wire for small sizes)
Tail	Goose Biots--dark brown or black
Body	Peacock herl
"Wing"	Goose Biots--white
Hackle	Soft brown

INSTRUCTIONS

1. Cover hook with thread, and add lead-free weight (if desired).
2. Strip from quill two dark brown or black goose biots. Mount them as tail, using following steps: take one biot and place it against far side of hook, concave side out (length--about 1/2 shank); tie it down--if done correctly its tip will resemble line drawing below; repeat for close side of hook.




"Largest Inventory In The Sacramento Area"

We feature the most complete selection of fly fishing and fly tying equipment ever assembled in the Sacramento area.

Classes featuring fly tying, fly casting, rod building, and entomology.

Travel with us to Alaska, Argentina, Baja, Belize, B.C., Christmas Island, New Zealand and more.



2654 Marconi Ave. Sacramento, Ca. 95821 ph.486-9958

JUNIOR NEWS

On June 18th four Junior Club members headed to the mountains for some fly fishing practice on a small stream. Those in attendance were John Burke, Michael Gildone, Isaac and Nick English, and of course their drivers (Dads). This group fished the North Fork of the North Fork of the American where the small trout were plentiful. John hooked three (his first on a fly rod !) with "early" releases so we didn't get any pictures. Michael also hooked his share and landed one for some proper release practice. The English boys also had their share of fun.

Remember that the next Junior Meeting will be held at 6:30 before the General Meeting on July 14th.

RAFFLE CHAIRMAN NEEDED

Bruce Cline, our current Raffle Chairman, has informed the Board of Directors that he will be giving up this chairmanship at the end of the year. Bruce is going to be running for a Board position and would like to free up more time for this effort. Needless to say, a new Raffle Chairperson is needed. This is a fun job which allows excellent opportunity to get to know many of the local fly shop vendors. If you are interested in this position let Bruce or any Board members know. If you would like you can start working with Bruce now and make an easy transition into the position.

Attention flytyers, and non-flytyers alike. We need items donated for future raffles. See what you can come up with. It doesn't have to be flies, bottles of wine, camping gear, etc. are all welcome.

TOP VIEWS



3. Tie in ribbing material, and then 4 strands of herl. Wrap herl forward, stopping 2 eye widths from end of hook. Reverse wrap ribbing to same point.
 4. Take white biots, and tie in as indicated in above line drawing, for the "wing".
 5. Tie in soft hackle, take two wraps, and tie off.
 6. If bead head is desired, it must be slipped onto hook ahead of step 1.
- See ya on the creek!!!!

FLYTYING CONTEST-NEW RULES

The Board has decided to change the contest slightly in an effort to encourage more participation. **Don't be reluctant to submit your entry...ask for a critique if you want help, or to know what the winning fly has that yours doesn't.** Here's the new plan:

- * Judging will be during meeting
- * Winner announced just before program
- * Winner still gets a fly box
- * Judge(s) will stay after meeting to give critique, if requested.
- * Each member entering a fly gets a free ticket, on which name and phone is placed
- * Tickets deposited in a sealed box each meeting
- * Drawing held at annual picnic (commencing in 1995)
- * Winner gets \$100 gift certificate at fly shop of choice.

As you know, certain of the tyers in the club have voluntarily kept themselves out of the contest; that will continue to be the case. So, enter your flies, folks...don't be shy!!!

GBF MEMBERS ASSIST IN FISHING RESEARCH SURVEY

During the first week of June, ten GBF members were randomly selected by a UC Davis student who, as part of a research class assignment, was conducting a survey to evaluate two ideas intended to expand fishing programs and raise revenue for fishing programs. One concept was to initiate a new urban fishing license program for intensified stocking of some urban lakes for put-and-take fishing, similar to a program in Arizona, while the other was a plan to sell a permit to allow inland anglers to fish with two poles simultaneously. GBF was one of three groups asked to participate in the survey; the other two groups were shore anglers at Rancho Seco Lake and a panel of fishing writers from throughout California.


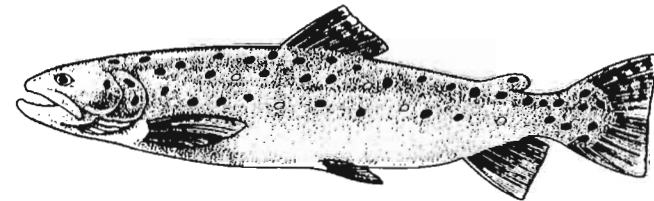

Survey results indicated that 50% of the GBF club members polled, and 50% of the fishing writers, thought an urban fishing license program would encourage more city dwellers to become active anglers. Sixty percent of the lake anglers believed a urban license would encourage more anglers, 30% felt it would not, and 10% responded they didn't know. Asked whether they would buy such an urban fishing license themselves, club members said "no" by a margin of 9 to 1, while 70% of both lake anglers and fishing writers said "no".

When asked if they thought that inland anglers would buy a second pole permit, club members said "yes" by a ratio of 9 to 1, 70% of the lake anglers replied affirmatively, and fishing writers came in at 60% "yes", 30% "no", and 10% "don't know". Asked if they would personally buy and use a second pole permit, club members said "no" by a margin of 8 to 2. Lake anglers and fishing writers also rejected that invitation, by identical percentages of 60% "no" to 40% "yes".

The research concluded that, based on this limited survey data, it appears that the urban license proposal has very limited appeal while the second pole concept has potential for popularity among some inland anglers.

The research did not publicly disclose the name of our fishing club, nor the identities of any members polled. The student who conducted the research expresses his thanks and appreciation to all those who took part in the interviews.

(Article written by student; edited by BBania due to space limitations)



"Your father says he knows the area like the back of his hand. That's why I want you to take this compass."



AMERICAN FLY FISHING CO.

**BEST PRICES • GREAT SELECTION
TACKLE & TYING MATERIAL**

Classes For All Levels • We Buy & Sell Quality Used Tackle
GIR Certificates • Guides • Trips • Rod & Reel Repair

American Rod Co.

Complete Custom Rod Shop
Knowledgeable Staff
Largest Selection Of
Components & Blinks



American Fly Fishing Book Co.

Discovered Flycas On All Books
Largest Selection in California

3623 Fair Oaks Blvd
Fair Oaks Blvd
At Wall Ave

Open 7 Days

483-1222



TECH TIPS

submitted by Warren Shoemann

Nail knots are the most popular for joining fly line and leader but are a bit lumpy and can get jammed in the rod guides, mostly when you don't want them to, like with a fish on !!! To prevent it from happening form a football-like covering over the knot with pliobond, goop, or any other non-hardening glue. Simply coat the knot, let it set for a few seconds to get tacky, then form the tapered ends with your fingers moistened (this prevents the glue from sticking to your fingers, good old saliva works best).

Now that we we've got the line in super shape, we need to assure that the hook is sharp. The easiest way to test a hook for sharpness is to place the point against the middle of your thumb nail with an ever so slight downward pressure and drag the point along the nail. If the hook digs in or sticks to the nail its sharp, if the hook slides down your nail it needs to be sharpened. Don't forget to squeeze down or file off the barb. We all want to catch and release the fish unharmed.

RONALD L. OTTO, D.D.S., M.S.

Diplomate American Board of Orthodontics

A Professional Corporation

Orthodontics for Children and Adults

125-B Ascot Drive
Roseville, CA 95661
Telephone (916) 786-2442



Keaton Boats, Inc.

Jack Keaton

8309 Folsom Blvd.
Sacramento, CA 95826
(916) 585-2150

Family
Ski Boats



(916) 784-2129

KEVIN S. MCCURRY, D.D.S.
GENERAL DENTISTRY

140 Folsom Rd., Ste. A • Roseville, CA 95678



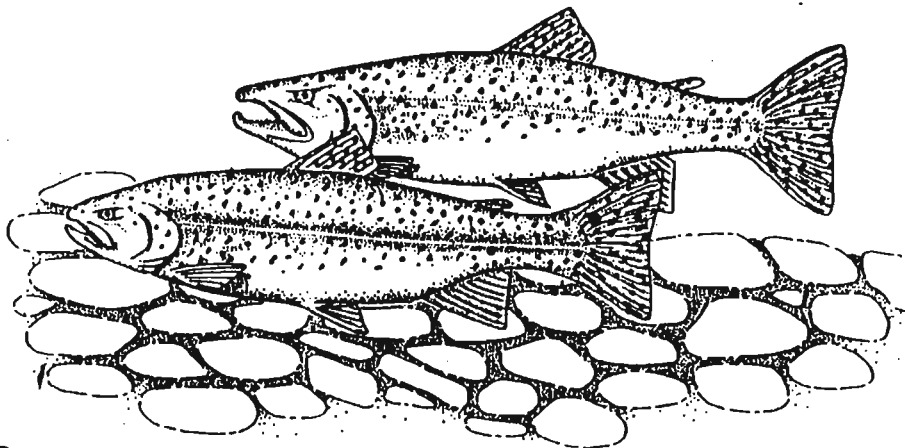
FISHMASTER'S REPORT

July, 1994

Bill Carnazzo, Fishmaster

1. UPCOMING OUTINGS. Please note that the Outing Schedule, at the rear of the Leader, sets out dates for each fishout. Mark your calendars if you are going to attend. The next outing will be the backpack trip. Mark is tied up in Idaho, and won't be able to be our "packer"; we're going anyway, so get in shape, folks, 'cause you're going to be the only "mule" for carrying gear. Anyone is invited. I will call those who signed up, and provide details as to meeting place. Anyone else who wishes to go, just call me. Also in July, will be a hike-in trip on the North Fork of the Yuba (which is listed in the schedule as the "Downieville" outing. Information on that will be available at the July 14th meeting.

2. PAST OUTINGS. The Fuller Lake trip was well attended and enjoyed. The Saturday one-fly contest did not draw attendance from other clubs, but four teams competed from GBF. The winning team was headed up by Ron English. Don't miss this one next year!!! Also held during June were the Spicer Res. and bass popper outings. Sign up for these events...you can learn a lot, and have a good time.



TRAVELER'S SAFETY ALERT (tips from Alamo Car Rental Agency)

Unless you have a fishable lake or river on your property, you drive to go fishing. Here are some safety facts and tips you should review and share with others.

According to law enforcement officials, criminals use a number of ploys to distract motorists or get them to stop. Some of these methods include:

1. Yelling, honking or pointing at your car as if something is wrong with it.
2. Motioning or asking you to stop and lend assistance.
3. Flashing headlights at your vehicle.
4. Bumping your vehicle from behind, or sideswiping your vehicle with the intent of causing you to stop and get out to check the damage.

If any of these techniques occur, do not pull over or stop. Instead, drive immediately to the nearest service station or well-lighted public area and call the police (911).

To avoid putting yourself at risk:

1. Be sure you have a clear understanding of how to get to your destination; take a map with you.
2. If you become lost, do not pull over on the side of the road to study your map or directions; drive to a well-lighted, populated, public place first.
3. Keep all doors locked and windows up when you are in your vehicle.
4. Lock valuables (including wallet/purse) in glove compartment or trunk even when driving.
5. Park in open areas. Check inside and underneath your vehicle before opening the door. When you approach the vehicle, make sure your keys are already in your hand. ■