

THE LEADER

VOICE OF THE

GRANITE BAY
Flycasters

AUGUST 1994

GRANITE BAY FLYCASTERS
P.O. BOX 1107
ROSEVILLE, CA 95678



FEDERATION of
FLY FISHERS



CALIFORNIA TROUT



KEEPER OF THE STREAMS



GRANITE BAY FLYCASTERS

OFFICERS

President	Terry Eggleston	331-5258
Vice President	Mark Neice	624-1837
Secretary	Kim Roccoforte	989-7331
Treasurer	Walt Dombroski	952-5204

DIRECTORS


Through 1996	Ed Stull	663-2414
Through 1996	Paul Roccoforte	989-7331
Through 1995	Mike Wasserman	677-7189
Through 1995	Paul Orcutt	878-9131
Through 1994	Jim Coleman	885-4128
Through 1994	Ron English	677-7169
At Large	Bruce Cline	985-6745
Past President	Bill Carnazzo	663-2604

COMMITTEES

Conservation	Jim Coleman	885-4126
Gatekeeper	Vern Stubbs	663-2801
Librarian	Kim Roccoforte	989-7331
Editor	Mike Wasserman	677-7189
Raffle	Wayne Dahl	723-5274
Fishmaster	Bill Carnazzo	663-2604
Historian	Warren Schoenmann	725-2542
Programs	Mark Neice	624-1837
Refreshments	Terry Wasserman	677-7189
Annual Dinner	Marie Stull	663-2414
Pub. Relations	Frank Stolten	725-6894
Golden Trout	Ron English	677-7169
	Bill Carnazzo	663-2604
Egg-Raising	Rick Radoff	624-2107
Project	Mark Neice	624-1837

CALENDAR OF EVENTS

August 11	General Meeting Clubhouse 7:30
August 13	Fishout - North Fork Yuba
August 18	Board Meeting Clubhouse 7:00
August 20	Fishout - Lake Natoma
August 27	Fishout - Davis Lake
September 8	General Meeting Clubhouse 7:30
September 15	Board Meeting Clubhouse 7:00
September 24	Fishout - Robinson Creek
September 30 - October 2	NCCFFF Conclave Kings Beach, N. Lake Tahoe



PRESIDENT'S MESSAGE

AUGUST 1994

GBF FISHOUT SCHEDULE--1994
[INCLUDING FLY OF THE MONTH LIST]

August

- 13 (Sat) North Fork Yuba/Canyon Creek***
 - 20 (Sat) Lake Natoma Hex hatch
 - 27 (Sat) Davis Lake
- October Caddis Nymph

September

- 24 (Sat) Robinson Creek
- Caddis Emerger

October

- 1 (Sat) Saltwater bottom fishing trip
 - 8 (Sat) San Luis Reservoir
 - 15 (Sat) Trinity
 - 29 (Sat) Sacramento River
- Cate's Turkey

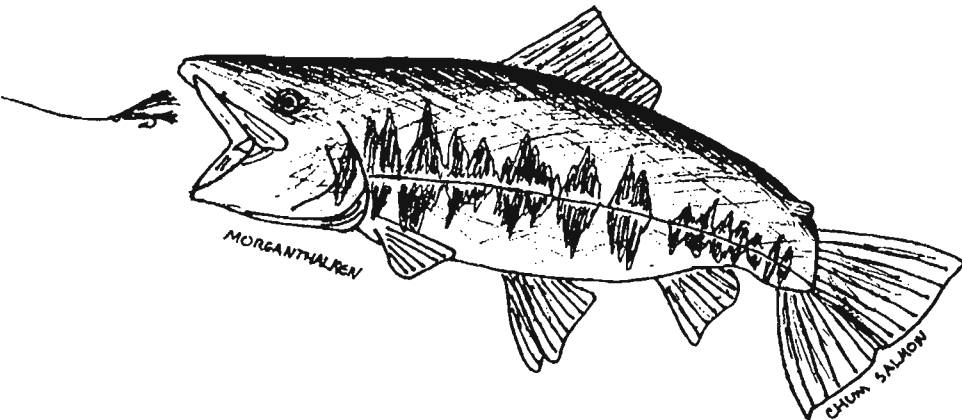
November

- 12 (Sat) Putah Creek
 - 26 (Sat) Pyramid Lake
- Thunder Creek Anchovy

December

- 10 (Sat) Kings Harbor (Long Beach)--Bonita
- Green Butt Skunk

***Please note deletion of Hat/Fall River, and change of "Downieville area" date. Sorry for any inconvenience.



Just a few quick notes to keep everyone abreast of GBF info for the next two months.

First a correction, Jim Holmes was a member of the winning team from the One Fly Contest at Fuller, not Doug Green as was reported. Sorry Jim !

Wayne Dahl will be taking over for Bruce Cline as Raffle Chairman. Bruce has been doing a great job with the raffles and has decided it's time to help the Club in other ways. Thanks to Bruce for all his efforts. If you have any suggestions regarding items for the raffle give Wayne a call at 723-5274.

Dan Gaffney, due to work and school schedule, has resigned his position as Director At Large. The Board of Directors will make a recommendation on a replacement for the remainder of the term and a vote will take place at the August General Meeting.

Upcoming events include the High Sierra Flycasters having a mini club conclave September 9 - 10 at Turtle Rock Park near Indian Creek Reservoir. They plan to have retail sales booths, workshops on various flyfishing techniques, and a fly tying corner emphasizing local favorite patterns. Sounds like a fun time for all. For more info call Judy Warren at the Alpine County Chamber of Commerce (916-694-2475) or Mike or Sue Solgat at 702-782-4734.


Next fishouts will be the Yuba River on August 13th and one of my favorite trips of the year to Robinson Creek on September 24th. For more info call your "Fishmaster" Bill Carnazzo at 663-2604.

Be sure to mark your calendar for the NCCFFF Tahoe Conclave, September 30th - October 2nd at Kings Beach Recreation Center. Ron and Jeanne English will be heading up the conclave youth program. If you are interested in helping out let them know as


soon as possible. If you have never been to one of these flyfishing conclaves you owe it to yourself to go. There is something for everyone; fly tying, casting, and many excellent workshops and clinics.

One last note, the entomology field trip scheduled for August 20th has been postponed. New date will be sometime next spring.

Terry
President GBF



MORGAN THALKEN



We would like to express our thanks to the members of the Granite Bay Flycasters for the continued support they have shown our stores over these past years. Also a big thank you to those club members, both past and present, who have expended considerable effort and leadership in making the Granite Bay Flycasters the leaders in Northern California.


Fly Fishing Specialties

Hwy 50 & Bradshaw Store:
9500 Micron Avenue -#129, Sacramento, CA 95827
Telephone: (916) 366-9252

I 80 and Antelope Store:
6412E Tupelo Drive, Citrus Heights, CA 95621
Telephone: (916) 722-1055


SPECIAL RAFFLE - SAGE ROD

A special raffle board will be started at the August 11th general meeting. The Club will be offering a Sage rod to the winner of the raffle. Each square on the board will cost \$2.00 or six for \$10.00. One hundred squares will be sold with the drawing taking place when the board is full. Winner does not need to be present to win. Let's buy those squares and raffle the rod this meeting !



ELECTIONS ARE COMING !!!

The election for Club officer and board positions will take place in November. People are needed for all positions and everyone is encouraged to run. If you would like to get involved with the inner workings of the Club this is your opportunity. The board and officers are the life blood of the business end of the Club. It is important to have new people and new ideas. Don't be shy ! This is a great way to met more people and provide a service to the Club.



NCCFFF TAHOE CONCLAVE

The annual Northern California Council Federation of Fly Fishers conclave will be held at Kings Beach, North Lake Tahoe from September 30th - October 2nd. This event offers a great combination of fun and education. There are clinics, workshops, seminars (including Lani Waller and Gary LaFontaine), casting, and fly tying (including our own GBF representatives). On the fun side is the silent auction, drawings and raffles for great prizes, and dinners on Friday and Saturday night. Additionally, Ron and Jeanne English will be heading up the first youth program ever sponsored at the conclave. Don't miss this event.



All Awards

- Trophies - Plaques
- Custom Nametags
- Custom Lapel Pins
- Group Discounts
- T-Shirts - Hats - Jackets
- Mugs
- Keychains
- Decals, etc.

• YOUR LOGO PRINTED ON ALMOST ANYTHING •

ROBERT SMITH
Owner
(916) 729-0508

7335 Greenback Lane
Citrus Heights, CA 95621

FLYTYER'S CORNER

by

BILL CARNAZZO

October Caddis Nymph

August, 1994

[**NOTE:** THE PATTERN FOR THE AUGUST FLY TYING CONTEST WILL BE THE PRINCE NYMPH FEATURED IN THE JULY LEADER. BRING YOUR BEST VERSION TO THE AUGUST GENERAL MEETING. REMEMBER--THE WINNER GETS A FREE G.B.F. FLYBOX, AND EACH PERSON ENTERING A FLY GETS A TICKET TO BE DEPOSITED IN THE BOX FOR THE DRAWING AT NEXT YEAR'S PICNIC. BRING THOSE FLIES IN--DON'T BE SHY!!!]

October is, at least in normal rainfall years, a great time for the trout fisherman. The streams are quieter and run gentler; the crowds have waned; and the fish are hungry and on the move. The chances of catching that dream fish are increased during this magic season of color and change. One of the myriad little miracles of this season is the October Caddis--a large, ungainly insect, generally tan in color. Large flies, both dry and wet, are in order. The nymph featured here is found in many streams. Look it up in your favorite entomology book.

MATERIALS

Hook.....Mustad 3906B or Tiemco 200R (#10)
Weight.....Optional, material of choice (try to avoid lead)
Body.....Grey Dubbing (Muskrat will do)--mix in some chopped up crystal flash for pizzazz.
Tail.....Optional wisp of white marabou
Head.....Bands of cream-yellow and black dubbing (OPTION: add bead head)
Legs.....Beard of black soft hackle




“Largest Inventory In The Sacramento Area”

◆
We feature the most complete selection of fly fishing and fly tying equipment ever assembled in the Sacramento area.

Classes featuring fly tying, fly casting, rod building, and entomology.

Travel with us to Alaska, Argentina, Baja, Belize, B.C., Christmas Island, New Zealand and more.



2654 Marconi Ave. Sacramento, Ca. 95821 ph.486-9958

JUNIOR CLUB NEWS

Ballots have been sent out to all juniors for the election of officers. Please return them to Ann Latteri at the August Club meeting or mail them to Jeanne and Ron English (2140 Walnut Ct. Rescue, CA 95682). There will be no Junior Club meeting in August as we will be on vacation.

An outing has been scheduled for the Trinity River for August 26, 27, and 28. If you are interested and would like to attend call Jeanne or Ron at 677-7169 the week before for details.

We are looking for youth fly tyers to tie at the Conclave which will be at Kings Beach (North Shore Tahoe) on October 1st and 2nd. If you are interested call Jeanne or Ron.

TECH TIPS II

submitted by Wayne Dahl

It's the end of the day, you are packing up and your new \$500 graphite beauty won't come apart. What do you do? If you were fortunate enough to be with knowledgeable, experienced flycasters they would tell you to take the rod home and apply heat to one ferrule and cold to the other. Nothing to it - the rod will come apart easily. The **trick** is: apply heat to the **Male** end and cold to the **Female** end. Just the opposite of what logic dictates. Hold blue ice or a similar product on the outside of the female ferrule and at the same time hold the male end in steam from your favorite tea kettle. I just a few minutes you will be able to easily separate the two parts. Better yet, always carry a little candle in a zip lock bag and apply some wax to the joint before you assemble the rod. I've also found that dry fly floatant works well here too.

INSTRUCTIONS

1. Smash barb. If bead head desired, place bead on hook now, using super glue to secure it. Cover hook with thread and wrap weight, if and to extent desired.

2. Tie on wisp of white marabou just above rear of barb. This too is optional, but sometimes helps. Streamside removal is easy.

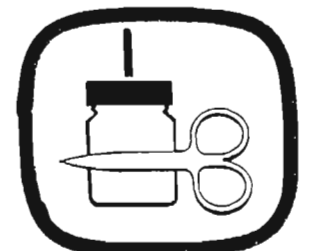
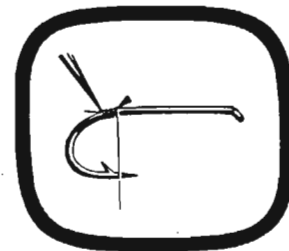
3. Mix grey dubbing material with some crystal flash, to reflect light as do the tiny rock particles which form the nymph's case. Dub the body to within 1/4" of the eye.

4. Dub a thin band of cream-yellow dubbing in front of the body; now dub another band of black. This combination resembles the black-headed, yellow-bodied insect "peeking" from its case.

5. Tie on a sparse "beard" hackle, to resemble the legs of the insect hanging down.

Fish this puppy with an indicator, sliding it through riffles and especially deep holes near large rocks. Try to keep back from the fish lie, especially in clear water conditions. If you need help on fishing nymphs, talk to one of the officers/directors, or the Fishmaster. We'll try to provide hints.

See ya on the creek!!!!



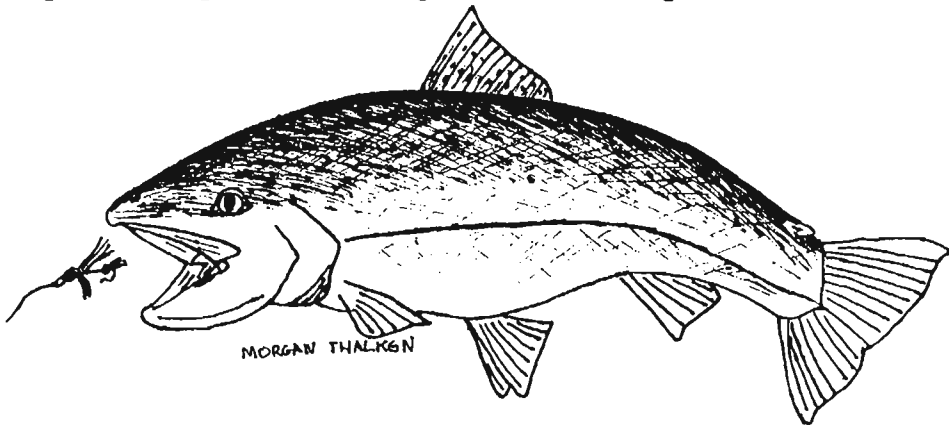
TECH TIPS

submitted by Warren Schoenmann

Let's discuss flies and problems with them streamside and such. Like to keep flies close by but don't like to keep opening fly boxes on the water, or put wet flies back in your fly box or in a wool patch? Here's a simple solution; cut a piece of closed cell foam about 4x6 inches, put a piece of string or shoelace around your neck, attach the foam in a comfortable position and you have a convenient place to keep the flies you plan to use and store the wet ones until they dry.

Have a problem with large hairy flies (like a sculpin) that won't sink when you first attach them to the line? Well here's a trick to help get them to sink immediately: at streamside put the flies in a zip lock baggie with a little water until your ready to use them.

Flies not quite dry when you get home from a "hard day of fishing"? Or have the dries gotten flattened during the day? Not to worry. Borrow your lovely wife's hair dryer and blow dry the wet ones and re-wet the flattened ones and blow dry those. Small flies can be put in a small wire strainer and dried that way, just don't put the dryer in high gear when the flies are loose in the strainer. Larger flies can be held with a forceps so your fingers don't get too toasty.



FISHING FOR WORDS

E Q F V R X G H O C E A N C A U D A L N D
O M S N R A G J H R K I A N T E R I O R A
K S A L M O N N U N V I N I H O J K R S R
Z G R A V E L T A R E N O S T R I L S V G
S D M I G R A T E E G G R D E N Q D H F Q
D F R Y X N L T J S E E G R O C K I A H V
P P X R M A A D A P T A T I O N T L L A H
D O B A R W D C E A A E H S S N A I L B E
V S M T H K I K W W T S M A M R D S O I U
X T N S S M P I D N I M A P O O U C W T L
G E E L A Y O T V F O M S T E E L H E A D
V R L H T L S U Y I N T C A S R T T S T A
F I I U F R E A T S L E W C T V A R W Q M
G O O P E O R V E H P O J K U U O T W K S
N R A V A C G L I D B Q N L A D K K U K J
T E I R R R H G E N L A T E R A L Z H R Z
L R T Y G W I R I F F L E L Y R V L A K E
J A D Y X I H A T C H E R Y J T C L F R Y
K F T C H Q R S N I M Z B N K D Q T Y K E



Can you find these words?

TEMPERATURE
FRESHWATER
STEELHEAD
ANTERIOR
HATCHERY
VENTRAL
LATERAL
TACKLE
GRAVEL
ALEVIN
RIVERS
ADULT
SMOLT
TROUT
LAKE
FISH
FRY

ADAPTATION
WATERSHED
RIPARIAN
PECTORAL
ESTUARY
RAINBOW
ADIPOSE
RIFFLE
NATURE
CAUDAL
SALMON
GILLS
SPAWN
DAMS
ROCK
NET
EGG

VEGETATION
POSTERIOR
CRAYFISH
NOSTRILS
HABITAT
SHALLOW
MIGRATE
OXYGEN
INSECT
DORSAL
SNAIL
MOUTH
OCEAN
LEAP
TANK
EYE

AMERICAN FLY FISHING CO.

**BEST PRICES • GREAT SELECTION
TACKLE & TYING MATERIAL**

Classes For All Levels • We Buy & Sell Quality Used Tackle
Gift Certificates • Guides • Trips • Rod & Reel Repair

American Rod Co.

Complete Custom Rod Shop
Knowledgeable Staff
Largest Selection Of
Components & Blanks



**American Fly
Fishing Book Co.**

Discounted Flyces On All Books
Largest Selection In California

3523 Fair Oaks Blvd
Fair Oaks Blvd
At Watt Ave

Open 7 Days

483-1222



FISHMASTER'S REPORT

August, 1994

Bill Carnazzo, Fishmaster

1. UPCOMING OUTINGS. Please note that the Outing Schedule, at the rear of the Leader, sets out dates for each fishout. Mark your calendars if you are going to attend. The next outing will be the one previously listed as the "Downieville area" fishout. This will be held on August 13th (Sat.). I will call those who signed up with details. We had originally set the outing for July; moved it to Aug. 6th; and now have to move it again to Aug. 13th. The good news is that the North Fork is in superb shape for wading, and is fishing well--the Fishmaster has, ahem, sampled the wares. Also in August we will have the Lake Natoma "Hex Hatch" outing. Details will be provided at the Aug. meeting. Finally, if conditions remain good there, we will have the Davis Lake outing on Aug. 27th. Details on this will also be available at the August meeting.

2. Contact the Fishmaster. If you have questions on any of the outings, or want information, please call me (Bill):

264-5346 (work)

663-2604 (home)

RONALD L. OTTO, D.D.S., M.S.

Diplomate American Board of Orthodontics

A Professional Corporation

Orthodontics for Children and Adults

125-B Ascot Drive
Roseville, CA 95661
Telephone (916) 786-2442

Member
American Association of
Orthodontists




Keaton Boats, Inc.

Jack Keaton

8509 Folsom Blvd
Sacramento, CA 95826
(916) 989-2150

*Family
Ski Boats*



(916) 784-2129

KEVIN S. McCURRY, D.D.S.

GENERAL DENTISTRY

140 Folsom Rd., Ste. A • Roseville, CA 95678



GBF TALENT ! - MORGAN THALKEN

The fine art work which adorns this issue of the Leader was drawn by youth member Morgan Thalken. Morgan is 15 years old and will be attending Rio Americano H.S. this fall. Morgan has been fly fishing and tying flies for almost four years. Morgan has been interested in art all his life and has even had some work displayed at the Crocker Art Museum ! Many thanks to Morgan for sharing his work with us. Keep up the great work and good luck with the future.

