

THE LEADER

VOICE OF THE

GRANITE BAY
Flycasters

JULY 1990

GRANITE BAY FLYCASTERS
P.O. BOX 1107
ROSEVILLE, CA 95661

Contributors to FFF, Cal Trout
and The California Sportfishing
Protective Alliance.



91R
FRANK R. STOLTEN
8290 COUNTRY LAKE DRIVE
ORANGEVALE, CA 95662



 * GRANITE BAY FLYCASTERS *

OFFICERS

President	Marie Stull	663-2414
Vice President	Rick Radoff	624-2107
Secretary	Laurie Warren	486-0741
Treasurer	Ron English	677-3924

DIRECTORS

Dale Wahl	through 1993	791-2502
Jim Pratt	" "	966-0136
Chris Impens	through 1992	722-7640
Marge Vingom	" "	645-1742
Tom Ritchie	through 1991	624-1571
Mike Radoff	" "	624-9406
Bill Furst	At Large	791-4213
Frank Stolten	Past President	725-6894

COMMITTEES/CHAIRPERSONS

Conservation	Joseph Bania	677-4263
Gatekeeper	Robert Naegle	784-8062
Librarian	Warren Schoenmann	725-2542
Editor	Laurie Warren	486-0741
Raffle Committee	Chris Impens & Marge Vingom	722-7640 645-1742
Fishmaster	Dale Wahl	791-2502
Historian	Warren Schoenmann	725-2542
Programs	Mike Radoff	624-9406
Refreshments	Marge Vingom	645-1742
FFF Membership	Jim Victorine	652-0408
Annual Dinner	Marie Stull	663-2414
Public Relations	Frank Stolten	725-6894
Golden Trout Co- Chairpersons	Marie Stull & Warren Schoenmann	663-2414 725-2542
Egg Raising Co- Chairpersons	Rick Radoff & Warren Schoenmann	624-2107 725-2542

1990 Granite Bay Flycasters Fishout Schedule

<u>DATE</u>	<u>LOCATION</u>	<u>LEADER</u>
July 21 & 22	Mokellumne River-Trout	Winkleblack
Aug. 11	Sierra Stream (Bill's pick)	Bill Furst
Sept. 15	Fuller Lake-Trout	Mike Radoff
Oct. 6 & 7	McCloud River-Trout	Ed Stull
Nov. 10 & 11	Trinity River-Steelhead	Dale Wahl

CALENDAR OF EVENTS

July 12, 1990: General Meeting, 7:30 p.m. at clubhouse. Ken Winkleblack with slides of Green River and Pitt River.

July 18, 1990: Casting practice, Marie's pond. 6:30 p.m.

July 19, 1990: Board Meeting, 7:00 p.m. at clubhouse.

July 21 & 22, 1990: Mokellumne River fishout.

July 24, 1990: Fun night at clubhouse.



Mon. - Sat.
10:00 a.m. - 6:00 p.m.

Kiene's
Fly Shop

Mueller Corner (Rear)
2660 Marconi Avenue
Sacramento, CA 95821

(916) 486-9958

HELP HELP HELP

Did anyone of you out there take pictures at one or more of the Clubs fishouts, picnics, or get together that you would like to share? If so, the club would like to have them for the photo album.

Please send any photos to me in care of the club P.O. Box or give them to Warren at the next club meeting. Please write the date and place on the back of each photo.

Hopefully there are photographers out there who put film in their cameras before taking pictures and can share them with us!

Thanks
Olive Schoenmann

FEATHER RIVER LTD.

THE ORVIS® STORE

GARY EBLEN
OWNER

2580 FAIR OAKS BLVD. • SACRAMENTO, CA 95825
(916) 483-8711 • FAX (916) 483-1721

We would like to welcome the following new members to the club and hope that they get many enjoyable memories from being a part of it.

Terry Eggleston
6014 Ogden Nash
Sacramento, CA 95842

Bernard & Karen Freese
6036 Kingwood Circle
Rocklin, CA 95677

Jim & Sharron Moore Jr.
8229 Niessen Way
Fair Oaks, CA 95628

PRESIDENT'S MESSAGE

Marie Stull

The Pres. says...., not much to report except that the fishing is great and lets all get out there and do some.

Ed and I will be in Canada fishing the Bow River in July. I'll give a full report when we get back. See you all at the next meeting. Bring your fish stories.

JULY PROGRAM

Michael Radoff

The July program will be put on by Ken Winkleblack. His program will be on the Green River in Utah. As many of our club members attended this fishout, they will enjoy Ken's slides as well as the rest of us will. Ken will also have a few slides on our Pitt River fishout.

Golden Shear

HAIR DESIGN

ED STULL

PHONE 966-6900
10721 Fair Oaks Blvd • Fair Oaks, CA 95628

CONSERVATION REPORT

By Joe Bania

This past month has been spent reviewing and responding to requests for GBF support of various conservation issues, and also attending the Northern California Council/Federation of Fly Fishers (NCC/FFF) meeting at Lake McCumber near Redding.

The FFF is interested in designing programs that will meet the needs of its member clubs. Frank Stolten and I will be working closely with the FFF Executive Committee and appreciate any input you wish to provide.

Because the questionnaires regarding what you would like to see GBF do for conservation were not due until the same time I had to submit this article, I do not have results of the survey at this time.

One of the projects which GBF wants to support is the fish surveys being conducted by the Dept. of Fish and Game in cooperation with the NCC/FFF. Listed below are dates and locations. Please contact Cynthia Duff if you plan to participate; she can be reached at (916) 393-8560 after 8 p.m. You will need to bring waders/wading boots, water and lunch. The meeting time at all locations is 7:45 a.m. sharp; please be on time as the surveys are often carried out on private property and we must gain access through locked gates. You do not need to participate in all days listed at a location. One day is fine.

- 7/20-21 North Fork of the Feather River. Meet at the U.S. Forest Service Station about $\frac{1}{2}$ mile southwest of Chester on Hwy. 36.
- 8/1-4 Squaw Valley Creek. Meet at McCloud Ranger Station just off Hwy 89 and east of the main intersection in McCloud
- 8/8-11 Upper McCloud. Meet at McCloud Ranger Station. (See 8/1-4)

(Sunday Fishing cont.)

We didn't start out until 12:30 p.m. so we were only on the water for an hour and a half to two hours. It was great fishing and we both plan on returning to this stream located off I-80. To get there take I-80 east to the second Emigrant Gap exit. Turn right off the freeway and then right at the stop sign. The road then takes you down the canyon and to the campground. There is good parking outside the campground for day use.



"Should I use the telephoto lens?"

Submitted by Olive Schoenmann

SUNDAY FISHING

By Chris Impens

John Hardin called me up and asked about opening day. We usually fish the opener together but he was moving into a new house and got his priorities mixed up. He got right to the point. We have to go fishing! I asked him if he had any ideas where to go as we like to try new places. He told me where and I said I've been there and the fishing was tough for small trout but it's worth a second try. I was just a beginner the first time.

The location was North Fork campground on the North Fork of the North Fork of the American River. (Boy, I just love the name!) John brought his son Brett along for his first taste of flyfishing. The stream is fairly small, so it isn't too difficult for a youngster to wade, but the flow is good this time of year and some of the pools are deep. It is a beautiful place with easy hiking along the stream side. Great for the non-fisherperson too.

The first trout I caught were small and pretty, about seven inches. My favorite Renegade was not being as productive as I thought it should be so I looked around and found the Caddis flies on the stream side rocks. I tied on an old dependable #16 Elk Hair Caddis (brown) and commenced to catching fish. I don't think I fished more than 30 yards of stream and I caught three dozen fish, some browns and mostly rainbows to nine inches. I think there are bigger fish there and will gladly go back and try farther up stream. These fish are wild and all were released.

In the mean time, while looking over my shoulder, I watched John holding school and demonstrating how to catch trout on a fly. He was doing a great job and Brett caught his first trout on a fly. Brett didn't last long in the cold water and decided to watch Dad do the fishing. I finally caught up with them and watched John give a demonstration on why we don't fish alone. The fall off the boulder wasn't too bad and he showed great agility, no doubt acquired through many hours of practice. I went over and attempted the same maneuver, thinking that it would somehow assist him but I merely slipped a short way down the rock.

(Conservation Cont.)


- 9/17-21 Merced River (Yosemite Valley). Meet & 24-28 just north of the Sentinel Bridge near the Park headquarters.
- 10/11-12 Caples Creek. Meet at the intersection of U.S. Hwy 50 & Silver Fork Road.
- 10/13-14 South Fork of the American River. Meet at the parking area on U.S. Hwy 50 just before the turn-off to Union, Icehouse & Loon Lakes.
- 10/19-20 East Fork of the Carson River. To be announced.

At the next General Meeting, the Conservation Committee will present a tentative plan for club-sponsored activities to be conducted in the near future. We look forward to working with you in developing a program that will enhance fishing for all of us.

FLY FISHING SPECIALTIES

(916) 722-1055

GARY HUDSON



6412E Tupelo Citrus Heights, CA 95610

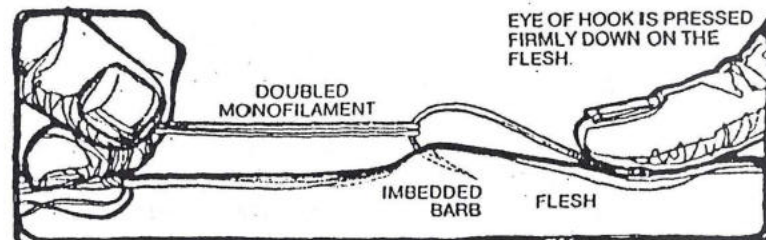
PITT RIVER FISHOUT REPORT

By Ken Winkleblack

I think we set a new record for attendance again this year with at least 32 club members, family members and friends all camping at McArthur-Burney Falls Park. This year everyone did manage to get clustered in one general area of the campground and our president led such a lively session around the campsite on Friday night that the ranger came by to ask for a little peace and quiet. When the ranger was informed that they were just talking fishing, he was quoted as saying "he knew that and so did most of the rest of the campground." Imagine a camper that does not appreciate a good fish story! Saturday we all spread out along five miles of the Pitt River below Lake Britton Dam. Fishing was a little slow, so by afternoon most of the group moved to the lower section of Hat Creek. Fishing was not red hot there either but by the end of the day most people had landed at least a couple apiece.

The weather was great most of the time (Laurie didn't bring her little black cloud with her this time) although we did get a brief sprinkle Saturday afternoon. The Saturday night crowd around the campfire was a little more subdued after a full day of fishing. Sunday most of the group went to the section of Hat Creek by the power house and we tested our skills on some of the most fished over trout in California. Again, a few more talented (and in some cases lucky) folks caught a few. All in all, we had a great time and I think almost everyone caught a few fish. Since the fishout leader (me) was one of the few that didn't land a single fish all weekend, and I am a very stubborn fellow, I guess I will just have to do it again next year. If you were not on this one, join us next year. We seem to have a bigger crowd and more fun every year.

Painless hook removal



Sooner or later nearly every fisherman becomes the victim of his own hook. And if he's lucky to escape being hooked himself, he has had the painful responsibility of removing one from a buddy, his child or even his dog. The various primitive methods of removal you may have tried are not very pleasant. A fishing trip can be ruined by a wild cast, particularly if the victim is a child.

There is a simple, painless, technique of hook removal which is currently being taught in emergency rooms around the country. The only tool required is a 2-foot piece of strong (15pound or more) monofilament line. The line is doubled, then looped around the embedded hook. The eye of the hook is pressed firmly down on the flesh of the victim so that the hook stands arched upward. (See the picture.) Then the doubled monofilament is gripped firmly and given a good hard yank. The hook flies painlessly out, leaving only the original prick in the skin and muscle.

If the simplicity of this technique makes you dubious, look at the angle of the barb on a fish hook and picture it embedded in your arm. When the eye of the hook is held down, the yank on the line rolls the barb right out from under the flesh...painlessly.

S.M. Rummel.

Shad
Salmon
Striper
Steelhead

Trout
Black Bass
Lake or Stream

Mike Monroe's

Fly Rodder
Guide Service

Guided and Instructional Fishing (916) 481-9133
Sacramento

JUNE SHAD FISHOUT

By Bill Furst

Who turned on the water? This years shad fishout looked great. Dave Howard told us how to do it at our May meeting and he and Rick had scouted the river Thursday and Friday in preparation for Saturday's event. We gathered at Denny's Saturday morning and followed Dave to Rossmoor Park on the American River. Surprise! The Feds had opened the valve and the river was twice the size it had been the day before. Dave quickly adjusted and helped everyone rerig for the deeper water.

Just about everyone caught fish by watching how Dave did it or by having Dave get a fish on and then handing back the rod for the fight and release. About noon the fishing slowed and the rafting increased. Some fisherpeople left and the die-hards watched the rafters enjoying the swift current. Again I think everyone had a good time and thank you Dave for a job well done.

John Hardin
Owner

JOHN'S VCR SERVICE
Cleaning and Repair

(916) 966-8174

GOLDEN TROUT

Warren Schoenmann

This months centerfold is the Grey Ghost and is the fourth of the series required for the Golden Trout Program. The photo of the Grey Ghost is copied from Dick Stewart's Fly Tying Guide and the list of materials and narrative are from the steps I used when I tied it for the Goldent Trout Program.

Everyone who selected the fly tying category for the Golden Trout Program has spent extra time tying this one. It is one of the more difficult ones to tie, however, you will gain a lot of experience in tying multi-material flies common to Matuka type flies by the time you are skilled at tying the Grey Ghost.

CASTING PRACTICE FUN

Thanks to Gary Eblen of Feather River Ltd. for bringing out their new line of rods for everyone to try at the last casting practice. Everyone was very impressed with the rods, and thankful for the refreshments.


ENOUGH IS ENOUGH!

Keith Haviland Sr.: We're glad you are out of the hospital. We were beginning to think you might take up permanent residency. See you at the next meeting.

GREY GHOST

Materials

Hook: 3665A 4x long
Thread: #6 Black and Red
Body: 4 Strand Orange Floss
Peacock Herl
Golden Pheasant Crest
White Bucktail
Olive Grey Saddle
Ribbing: Silver Tinsel
Cheek: Silver Pheasant V-bar Tippet
Eye: Jungle Cock or imitation.



Construction

- Thread wrap the hook shank to the bend.
- Tie in silver tinsel and form a tag (wrap tinsel from bend forward to align with hook point); temporarily tie off tinsel then wrap thread forward to shank half way point.
- Tie in Orange Floss, wrap thread to head area, then wrap floss to head then back to tag and again to head area, tie off and cut excess off.
- Wrap silver tinsel ribbing to head, tie off and cut off excess.
- Tie 4-6 peacock herl on underside of hook shank with tips extended to 1/2 shank length beyond the bend.
- Tie one Golden Pheasant crest tippet on top of shank (curved down) and one tippet on the bottom of shank (curved upward) tips extended to match herl tips.
- Select 4 saddle feathers (two from each side of cape), tie off on top of shank with dull side in; tips extending to herl ends.
- Select two Silver Pheasant tippets, trim to form cheeks and tie one on each side of hook.
- Tie Jungle a cock feather on each side to form the eyes.
- Tie a thin red band (#6 red thread) at rear of head, then form head with the black thread, whip finish and cement the head and the fly is complete.