

# THE LEADER


VOICE OF THE

GRANITE BAY  
*Flycasters*

JANUARY 1990

GRANITE BAY FLYCASTERS  
P.O. BOX 1107  
ROSEVILLE, CA 95661

Contributors to FFF, Cal Trout  
and The California Sportfishing  
Protective Alliance.



\*\*\*\*\*  
 \* GRANITE BAY FLYCASTERS \*  
 \*\*\*\*\*

OFFICERS

President	Marie Stull	663-2414
Vice President	Rick Radoff	624-2107
Secretary	Laurie Warren	486-0741
Treasurer	Ron English	677-3924

DIRECTORS

Dale Wahl	through 1993	791-2502
Jim Pratt	" "	966-0136
Tom Ritchie	through 1991	624-1571
Mike Radoff	" "	624-9406
Marge Vingom	through 1991	645-1742
Chris Impens	" "	722-7640
Bill Furst	At Large	791-4213
Frank Stolten	Past President	725-6894

COMMITTEES/CHAIRPERSONS

Conservation	Jim Pratt	966-0136
Gatekeeper	OPEN	-----
Librarian	Warren Schoenmann	725-2542
Editor	Laurie Warren	486-0741
Raffle	Chris Impens	722-7640
Fishmaster	Mike Glasson	855-0848
Programs	OPEN	-----
Refreshments	OPEN	-----
FFF Membership	Jim Victorine	652-0408
Annual Dinner	Chris Impens	722-7640
Public Relations		

FLY TYING CLINIC

Marie Stull

A beginners fly tying clinic will start on Tuesday, January 16, 1990 at the Activity Center. Starting time is 7:00 p.m. SHARP (so get there early!) Classes will be every Tuesday evening through February 6th. The instructor is Stan Hellekson of Fly Fishing Specialties in Citrus Heights.

The cost of this seminar is \$10.00 for members and \$15.00 for non-members and includes all materials. Bring you own tools (vice, bobbin and thread, and hackle pliers).

If you want to attend but don't have tying tools, contact Warren Schoenmann or Marie Stull and we'll arrange for loaner equipment for the class.

CALENDAR OF EVENTS

**January 11, 1990:** Board of Directors meeting, 7:00 p.m. at the Clubhouse. All old board members welcome!

**January 16, 1990:** Stan Hellekson's beginner fly tying workshop, 7:00 p.m. at the Clubhouse.

**January 20, 1990:** George Anderson's fly tying demonstration for all dinner ticket holders. 11:00 a.m. at the Granite Bay Clubhouse.

**January 20, 1990:** 4th Annual GBFC Dinner. No-host bar at 5:00 p.m., dinner at 6:30 p.m. at the Whispering Pines Steakhouse in Roseville.

**February 8, 1990:** General Meeting at the Clubhouse. 7:30 p.m. SHARP!

**February 15, 1990:** Board Meeting at the Clubhouse. 7:00 p.m.

## LIBRARY NEWS

Warren Schoenmann

Santa was good to us this year (very good!) and left fifteen brand new books under the Christmas tree for the club library. I have paged through all of them, previewed a few and am impressed with the quality and contents of each.

The following is a list of each and the author. I hope to have them entered into the library system for checkout during the February club meeting. See you then.

### January accessions

MODERN TROUT FLIES, Paul Jorgensen  
WATERS SWIFT AND STILL, Woods/Seybold  
FLY TYING, Helen Shaw  
TROUT BUM, John Gierach  
THE TROUT & THE STREAM, Charles Brooks  
FLY CASTING TECHNIQUES, Joan Wulff  
FLY PATTERNS OF YELLOWSTONE, Matthews  
FISHLESS DAYS/ANGLING NIGHTS, Various  
THE HENRY'S FORK, Charles Brooks  
THE FLY TYER'S PRIMER, R. Talleur  
TROUT FISHING-REVISED, Joe Brooks  
NYMPHING: A BASIC BOOK, Gary Borger  
FLY FISHING PACIFIC SALMON, Ferguson  
STREAMER'S & BUCKTAILS, J. Bates  
ART OF THE TROUT FLY, Judith Durham

Happy reading.....

## PRESIDENT'S MESSAGE

Marie Stull

Fasten your seat belts and hold on! We're starting our fifth year and heading into the 1990's with a great team of Officers and Directors that were elected at the December meeting.

I would like to thank all of the members, and outgoing Officers and Directors, for their assistance, leadership and direction toward the accomplishments of the past year. Through these efforts, together we have brought the club to its current position and well being.

We will begin this decade with more emphasis on the mainstream of fishery enhancement and conservation projects, some of which are already in the making, and we will need the involvement and assistance of all club members to successfully complete the agenda for the coming year.

I am interested in the thoughts and ideas that each and every one of you may have to offer the club, and welcome your critique of the club management, good or bad, past and present. I want to provide the best leadership and guidance possible, in the direction that you, the membership, want the club to take, so please feel free to call me and voice your opinions and give me your suggestions and input.

## 4TH ANNUAL GRANITE BAY FLYCASTERS DINNER

Our 4th Annual Dinner will be held on Saturday January 20, 1990 at the Whispering Pines Steak House, 8870 Auburn-Folsom Road in Roseville. (916) 791-1221. Tickets are available until January 15, and the cost is \$20.00 per person. Seating is limited, but there are still plenty of tickets left. Tickets can be purchased at Fly Fishing Specialties and Kiene's Fly Shop, as well as from Chris Impens or Warren Schoenmann. Make checks payable to GBFC and be sure to indicate how many in your party and your choice of dinners, (baked chicken, london broil or sole).

There will be a no-host bar at 5:00 p.m. and dinner will be served at 6:30 p.m. Choice of dinners are listed above and a special raffle will be held and door prizes given away. Donations for the raffle and door prizes will be gladly accepted. Volunteers will be needed to help sell raffle tickets at the dinner.

The dinner will feature guest speaker George Anderson who owns and operates Yellowstone Angler in Livingston Montana. He will talk about the rivers in Yellowstone country and reveal some secret spots for great fishing.

On Saturday January 20, at 11:00 a.m., George will hold a fly tying demonstration at the Granite Bay Clubhouse for all dinner ticket holders.

For more information, please contact Chris Impens at 722-7640 or Marie Stull at 663-2414.

## MONTHLY PROGRAM

By Ken Winkleblack

Our Annual Dinner will be taking the place of our monthly meeting in January and will feature George Anderson speaking on fishing the Yellowstone area. Future meetings will feature Dave Armocido of Trout Unlimited speaking on a Salmon and Steelhead Education Project that may provide the club the avenue that it has been looking for to become personally involved in a conservation effort. Ken Winkleblack is also scheduled to present his latest show on Alaska and Northern Canada.

I am looking for a volunteer to take over the responsibility of programs chairman. I have done it for 4 years and would like to continue doing it, but I have been forced to travel a lot for business and am finding it difficult to be in town for all the meeting nights. The duties include: writing this article each month, identifying and contacting potential speakers, taking the speakers out to dinner and leading them to the clubhouse, making sure all the projectors, screens, etc. are there for the speaker, and announcing him or her at the meeting. It is also helpful to attend the board meetings.

I have developed a set of standard letters and maps on a PC to make it easy to do the written communication part of the job. I also have a list of potential future speakers (and contacts to call for more) so finding people to speak is not hard. I would also be willing to get you started and serve as a backup if you need help. If you are interested in helping to make our meetings interesting, entertaining, and getting an opportunity to have dinner with the speaker (and consequently getting some great tips) then call me (Ken Winkleblack) at 785-4420, which is my work phone, or call Marie Stull (663-2414) our new president.



## NEW MEMBERS

We would like to welcome the following new members to our club:

Jeffrey Blunden  
5549 Rubion Circle  
Citrus Heights, CA 95610  
(916) 962-2827

Gary Morgan  
6091 Kingwood Circle  
Rocklin, CA 95677  
(916) 624-0882

Gordon Evans  
8337 Blayden Court  
Citrus Heights, CA 95610  
(916) 726-5796

Robert Naegle  
1532 Mistywood Drive  
Roseville, CA 95678  
(916) 784-8062

Michael James  
8410 Lakeland Drive  
Granite Bay, CA 95661  
(916) 797-0777

Clarke Russ  
8169 Woodleaf Drive  
Fair Oaks, CA 95628  
(916) 967-3804

We now have 68 paid members in our club. Remember that dues are now due and will be delinquent March 1st. An initiation fee will apply if paid after March 1st.

## VOLUNTEERS NEEDED

We need volunteers to fill the following positions:

- Gatekeeper (for winter club meetings and summer functions)
- Program Chairperson
- Refreshments

This is a good chance for members, new and old, to get involved in club activities. If you are interested, please contact Marie Stull, our president, at 663-2414.

## GOLDEN TROUT PROGRAM

Warren Schoenmann

I know I promised to write up a different category of the Golden Trout program each month, however, I thought it might be nice to include a pictorial description of each knot of the knot category that you can pull out and keep for reference when tying your own fishing knots (like last months Surgeon's Knot).

This months centerfold is the blood knot. It has a maximum breaking strength of 95% and is one of the most popular knots used to join lines of different diameters together. There is also an improved blood knot (who would have guessed) which is used to join lines of large diameter difference. The resulting knot creates a better transition from the larger to the smaller line by doubling the smaller line at the knot twists; otherwise they are tied exactly the same.

Well, don't just sit there! Grab a couple pieces of line and practice, practice, practice....

## FLYFISHING IN SIBERIA

by Laurie Warren

We would like to thank Bob Marriott for traveling all the way up from southern California to present his slide show on flyfishing in Siberia. As I understand, we were honored by being the first club to see his spectacular adventures in fishing for the Lench and Taiman.

The presentation was both humorous and educational. Being given the chance to learn about a culture that is usually limited to governmental issues instead of recreational ones, was very enlightening.

Thanks again Bob, and we hope to see next year's slide show as well.

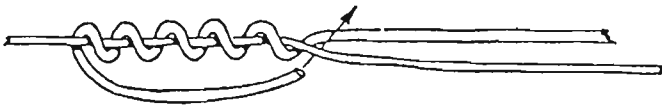
The Blood Knot is one of the best known and most popular knots in use among fishermen today. It is the standard knot for making tapered leaders and offers the advantage of connecting lines of dissimilar size without an offset. The Blood Knot is particularly advantageous when tying very light leader tippets such as 5X, 6X, 7X, and even 8X. Basically, the Blood Knot enables you to tie together two lines with equal or unequal diameters. If the diameters of the two lines vary greatly, then we recommend the Improved Blood Knot which we shall illustrate next. But first, you should learn the basic Blood Knot.



1. Hold the tag end of one line in your left hand and the tag end of the other line in your right hand. Allow about eight inches of tag end for each line to tie the knot. Lay one line over the other to form an X.




2. With your right thumb and forefinger squeeze the two lines together at the point where they cross. Using your left hand, make five turns with the tag end of the line extending on that side around the standing part of the other line.




3. Now bring the tag end back toward the point where the two lines were originally crossed and insert it on the other side of the X between the other tag end and standing part. Change your grip on this spot and use your left hand to hold the knot in place.



4. Using your right hand, take five turns with the other tag end around the standing part of the other line. Assuming the lines are of fairly equal diameter, you should have five turns on each side of the X.



5. Now insert the second tag end through the same opening in the twists that the first tag end passed through. Two things are critical at this stage. Both tag ends must pass through the same opening with one going from bottom to top and the other from top to bottom. Studying the illustration carefully will help you to understand this concept.



6. Take a close look at this illustration. This is the way the knot should look just before tightening. How you tighten a Blood Knot is important. Wet it first with saliva or water. Then hold one standing part in your left hand and the other in your right hand. If the breaking strength of the line or leader material is ten-pound test or stronger, the Blood Knot should be tightened by jerking the two standing parts. With very light tests, you'll have to pull steadily. The jerk is very important on heavier lines because it helps the turns to seat correctly.



7. All that remains to be done is the trimming of the two short tag ends and the finished knot looks like this. If you intend to use a dropper fly, see the section on creating a dropper-fly rig from a Blood Knot.