

Granite Bay Flycasters
P.O. Box 1107
Roseville, CA 95678-8107



The Leader

Voice of

GRANITE BAY
Flycasters

Since 1986

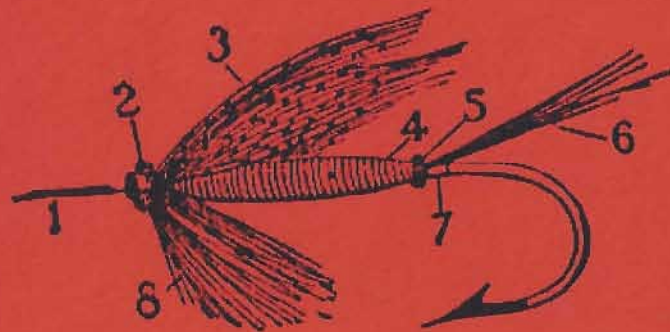
Granite Bay Flycasters

Mission: The organization is dedicated to conservation of fish habitat and promoting fly fishing skills and good sportsmanship.

Meetings: Granite Bay Flycasters general meetings are held on the second Thursday of each month at the Granite Bay clubhouse located in the Granite Bay Group Picnic Area at Folsom Lake. For directions call Denny Welch at (530) 889-8562.

The doors open between 6:30 and 7 p.m. for socializing and fly tying demonstrations. The business portion of the meeting begins at 7:30 followed by a quick refreshment break after which the main program begins, which usually consists of a slide-show talk and/or demonstration. A dynamite raffle follows the show.

Membership: To become a member of Granite Bay Flycasters, a nominal fee is required: \$35 for a family; \$30 single; and youth (under 18), \$10. There is a \$7 initiation fee for new members. The cost of membership is pro-rated throughout the year. For membership information, call Jeremy Gray at (916) 797-3312.



October 2001

Visit us at: www.gbflycasters.org

October

Sun	Mon	Tue	Wed	Thu	Fri	Sat
	1	2	3	4 Conservation Committee Mtg. 7-9 p.m.	5	6
7	8	9	10	11 General Mtg. 7-10:30 p.m.	12	13 Salmon Festival 10 a.m. - 4 p.m.
14 Salmon Festival 10 a.m. - 4 p.m.	15	16 Fly Tying Jam Session 6:30-9 p.m.	17	18 Board Mtg. 7-9:30 p.m.	19	20 Fish-Out, Upper Sac
21	22	23	24	25	26 Fish-Out, Eagle Lake, Susanville	27 Fish-Out, Eagle Lake, Susanville
28 Fish-Out, Eagle Lake, Susanville	29	30	31			

2001

Officers

President	Denny Welch	530-889-8562
V.P. Membership	Jeremy Gray	916-797-3312
V.P. Conservation	John Carroz	
Secretary	Chris Ronshausen	916-638-5615
Treasurer	John Bergman	916-966-7032

Directors

Through 2001	Nathan Joyner	916-984-2025
Through 2002	Jeff Medina	916-353-1992
Through 2003	Linda Shaw	530-885-3111
Through 2003	Tom Simms	916-652-7634
Through 2003	Lester Snow	916-967-7563
At Large	Dick Neuman	916-773-1188
Past President	Drake Johnson	916-791-0887

Committees

Advertising	Robert Tamson	916-967-0176
Annual Dinner	Chris Ronshausen	916-638-5615
Bear River Project	Jim Coleman	530-885-4128
Casting	John Hogg	916-663-2051
	Steve Johnston	530-644-4061
Casting Pond Project	Tom Klinafelter	916-363-6634
Leader Editor	Amy March	530-333-9530
Salmon & Steelhead	Rick Radoff	916-624-2107
Education Program	Frank Stolten	916-725-6894
Fishmaster	John Hogg	916-663-2051
Fly Tying	Bill Carnazzo	916-663-2604
Gatekeepers	Mike Gervais	916-783-5477
	Jack Peuler	916-797-1547
Golden Trout	Denny Welch	530-268-3453
Historian	Warren Schoenmann	916-725-2542
Librarians	Jim Hunter	916-652-5057
	Mac Hunter	916-791-0359
Merchandising	Mike Brune	916-723-4524
Programs	Ron English	530-677-7169
Special Projects	Frank Stolten	916-725-6894
Raffle	Jeanne English	530-677-7169
Refreshments	Terry Wasserman	530-677-7189
Webmaster	Bill Avery	916-632-1275
Youth Counselors	Jeanne & Ron English	530-677-7169


*Northern California's
premier fly-fishing outfitter.*

Expert

* Guides
walk-ins
& full day
float trips.

* Classes
tying & casting

* Clinics



Fine

* Rods
* Reels
* Flies
* Gear

We offer a full service fly shop with friendly, personal and experienced service. Come by our shop and let us professionally outfit you for your next fly fishing experience, or visit us online.

**13394 Lincoln Way Auburn, CA. 95603
(530) 823 - 6968 info@sierraflyfishers.com
www.sierraflyfishers.com**

President's Message

by Denny Welch

This has been a tragic period for America, as our nation has witnessed the horrors of man's inhumanity toward man. We have wept openly for the victims and their families and many of us have sought solace in our long forgotten faiths. There have been many stories of heroism, yet many others will never be told. The monstrous events of this past month were of such a magnitude and had such far reaching consequences that a lesser country would have been brought to its knees, never to recover.

America, however, is different. Although we are still grieving from our overwhelming sadness and have yet to satisfy our unavenged anger, something else almost magical has been happening. When the debris stopped falling and the dust settled America was still there ... standing tall, proud, and united. Political differences have been put aside for now. Firefighters' boots throughout the nation have been filled with dollars for the families of their brotherhood. Rescuers still work through the dark and the rain looking for survivors. Neighborhood strangers have come together as patriotic Americans. Our flag waves defiantly from most street corners in America now, as if to say once again "Don't tread on me."

I have always been proud to be an American and I still am ... now, more than ever.


I am also proud to be the president of your club. Granite Bay Flycasters is a localized embodiment of what our way of life is all about. We have the freedom to meet when and where we want and to discuss whatever it is we want to discuss. We travel freely across state boundaries and have the same rights of assembly and free speech there that we do in our own state. In many places around the globe, others are not so fortunate.

continued next page

President's Message *continued*

John Carroz has assumed the chairmanship of the conservation committee and I'm sure he will do a fine job. Sadly, Amy March is stepping down as editor of *The Leader* effective after the December issue. If you have a desire to become more involved with the club, please contact a member of the board.

I hope to go fishing with each one of you.



River Safety *continued*

There is a saying on the river: "Most accidents occur on shore."

Dehydration. Remember, when you are in it, drink it. I have a filter bottle that makes drinking the river water safe. It cost \$39.95. Hydropacks are also great.

Simple sunburn. R.E.I. carries Labiosan, a lip and nose protection that blocks out the sun.

Poison Oak. Know it, avoid it.

Snakes. Be aware. I carry a snakebite kit.

Fall while hiking. Take it as slow as you need for safe climbing. Breaking a wrist or ankle is no fun!

Love rivers, think smart, and be safe!



River Safety *continued*

2. Carry a whistle. It is good for serious emergencies (3 blasts on a regular basis). And, when you want to get the attention of your fish-out buddies to regroup or show the big fish you just hooked use 1 blast. Tuck it inside your shirt to keep it out of the way.

3. Learn CPR or take a refresher course. Take a Wilderness First Responder Course; it is informative and interesting and might save a life.

Deadly scenarios

Foot entrapment. Your foot is caught under the edge of boulders while the waterpower pushes you over. When you are wading, be aware and be careful where you place your feet.

Walking staff wedged between rocks. Without a quick release it can kill you through the tremendous power of the water pushing you down stream. The raft shops are now carrying a quick release for about \$6.

Fish net hanging from you, caught on obstacles. Another quick release is called for. The fly shops are carrying a magnetic release for about \$25.

Loosing your footing and being pushed downstream into heavy current. This creates all sorts of potential dangers. The most feared are strainers: subsurface branches, logs, and trees you can't always see from the surface. To avoid strainers float feet first downstream, keeping your entire body level with the water surface. When you reach a spot with safe current, swim to shore. You can also push off any boulders with your feet downstream instead of your head. The second is re-circulated water. Without a life vest, you're in trouble. I bought an inflatable life vest that I wear in dangerous conditions. I always wear it on lakes, while floating on rivers, during conditions of spring run-off and deep wading conditions. It cost \$70. When you are in a float tube or pontoon boat know how to "quick release" the lap section in case you flip over, so you can escape from under the equipment.

*continued next page***Events****Fishouts**

By John Hogg, Fishmaster

**Upper Sacramento River at Dunsmuir,
October 20 and 21**

Our Grand Poobah, Denny Welch, will host this trip, and the river should come alive for the autumn fishing season. Not only do you have access to the beautiful Sacramento River, but also you are in easy distance of the McCloud River and its gigantic October caddis hatch. Denny is going to centralize activities at the Cave Springs motel, which is located at the north end of Dunsmuir. For more information call him at (530) 889-8562.

**Eagle Lake at Susanville
October 26-28**

(Gene Allen and Jim Holmes, hosts)

This shallow water lake near Susanville is known for consistently large rainbows, and fishes very well in the spring and autumn. Fishing is from a boat or pram. In the tules you can use a float tube or pontoon boat. The lake has a tendency to get windy during the day, so caution should be exercised. Bank fishing is limited if the water is high. Extra cold/wet weather gear may be needed because of changing weather conditions.

The fish should be in 2 to 6 feet of water, so a floating line is sufficient. 5 to 7 wt rods are good with a 6x tippet. Wooly Buggers in a burnt orange color seem to be the fly of choice. Flies are available at the local and Truckee or Reno fly shops. Jim Holmes suggests #8 burnt orange Wooly Bugger with 2-3 wraps of hackle and long marabou tail; #8 dark green Wooly Bugger with 2-3 wraps of hackle and short puffy marabou tail; #10-14 Scuds, cream color.


continued next page

Directions: Drive to Susanville by way of Reno or Truckee and Hwy 89 north. From Susanville head west approx. 2 miles to Hwy A1 north to Spalding. The lake is a 4+ hr drive from Sacramento.

Places to Stay: RV and tent camping at southern part of lake. Campgrounds include Merrill, Eagle, Aspen Grove, and Christie. There is also the Eagle Lake RV Park at Spalding. Other accommodations are available at the Marina Resort at (530) 825-3333. Houses and trailers are for rent through Heritage Land Co. at (530) 825-2131 and the EL RV Park (530) 825-3133. The marina has a public boat ramp.

Boat Rental: Contact EL Marina at (530) 825-3454. Arrangements should be made soon because of possible high demands. Maps and a signup sheet will be available at our October meeting.

For more information, call Gene at (916) 645-4330 or Jim Holmes at (916) 652-5057.



Would you like to host a trip?

We would like to schedule at least one trip per month as a club outing. More than one is fine! Local day trips are great, and so are overnights. Being a host is easy, just contact John Hogg at (916) 663-2051.

Safety on the River

by Linda Shaw

Rivers are among the most dangerous bodies of water. And often, the hazards are well hidden.

My initial exposure to rivers was my training 12 years ago as a white water raft guide. My training has been extensive in safety and rescue on rivers. Two of the best courses I have taken are Swift Water Rescue through River Skills in Mount Shasta and Wilderness First Responder through Adventure Outings at Chico State University. In those years of many days on rivers I learned that the best course of action was to expect the unexpected. Moving water is more powerful than you think. No swimmer can overcome the power of most rivers, and each year people die because they underestimate a stream's power. Rivers can be quiet on the surface and raging underneath. When I spend time on rivers I prepare for the worst and am ready if disaster strikes.

I admit I have been SCUBA diving alone, which everyone knows you should not do. But that was before my training and experience brought me to the conclusion that you do not have the right to be unsafe and expect others to risk their lives should you get in trouble. From now till the day I leave this good earth I will NOT boat alone or wade a river alone. I want to live to enjoy many days of fishing, rafting and kayaking.

In this article I offer a few suggestions to protect you from becoming a river accident statistic. Some may sound trite, but they are time tested and are important to remember when spending time outdoors.

1. Always go with a partner. If you insist on going alone let someone know approximately where you are going and when you plan to return. I have wandered off on a Friday by myself and realized no one would know where or when or that I was gone until Monday (maybe). Give this habit a lot of thought and decide if the action is worth the risk.

continued next page

Nevada City Anglers
417 Broad Street #C
Nevada City, Ca 95959
530-478-9301
www.goflyfishing.com

- BEAT the HEAT! Come fish the North Fork of the Yuba River this summer. Walk and wade guided trips start at \$125
- We are a full service fly shop and your gateway to the Yuba and Feather River systems. Sage, Ross, Galvan, Simms, Orvis
- Clinics and classes are offered almost every weekend, so call us to check our current schedule
- Experience our private access drift trips on the Lower Yuba: \$300 for 2 anglers includes lunch

Summer Specials

- Outcast packable pontoon boat for just \$325. Weighs just 6 lbs., including the pump
- Buy a rod and reel and get a 10% credit towards your purchase of flies
- Simms new lightweight wading boots with removable studs available in felt and Aquastealth
- We set up any reel, usually while you wait. Our backing is always free with purchase of a reel or line
- Complete outfits start at \$159.95 for rod, reel, line, and leader
- Complete wading outfits start at \$139.95 for boots and breathable waders.

Come see our new expanded fly selection. Custom built rods start at just \$100 over the cost of the blank and components. Bamboo rod repairs, restorations, and new rods custom built to your specifications.

At Nevada City Anglers, I personally select and test every item we stock to be sure that it is the best value for your money! You always get the best quality for the price.

If you need something, just call and I will gladly deliver your purchases to the Granite Bay Flycasters meetings for your convenience. -Jeremy Gray

Fly Casting: The Four Principles

by John Hogg

The arguments about how to cast properly are many and varied. Do you break the wrist or keep it straight? Should you wait for the “tug” on the back cast or start the forward cast before it occurs? Is the overhead casting form of a target caster better than the sidearm cast of an angler adapting to conditions on the river?

Fly-casting instructors struggle to agree on the “right” way to cast. Often a caster will use a style different than the instructor’s, yet still achieve effective results. Is this wrong? Or is wrong when the cast’s objective cannot be achieved? Much of the writing about fly casting appears to follow a formula where the author advocates a particular style of casting. And as most authors of fly casting are expert casters, it follows that they advocate their own style as the “right way” to cast

Ed Jaoworoski provides a refreshing approach in his books, *The Cast* and *Troubleshooting the Cast*, published by Stackpole books. In these books he defines four mechanical principles that apply to every cast, long or short, roll or overhead, curve or spey. Any bad cast results from the unintended violation of one or more of these principles. I say unintended, as some casts actually incorporate a violation in order to achieve success.

There is a challenge of course: the caster must learn and understand the four principles and be able to correlate them to each casting situation.

Here are the four principles ... and to repeat, “An unsatisfactory cast is always the result of violating one or more of these principles.”

PRINCIPLE ONE: You must always have line tension on the rod tip.

Allowing slack in the line during the cast almost always invites trouble. Waiting until one feels the tug of their back cast before starting the forward cast is the most common error of this principle. By the time one reacts to the tug, the line is slack, and the load has been lost. Now the caster must apply additional power to the forward cast, which usually results in a tailing loop.

continued next page

Fly Casting *continued*

PRINCIPLE TWO: In executing the rod stroke, the rod hand must start slowly, move smoothly at always increasing speed, and terminate in an abrupt stop.

This movement is called the “Speed up and stop” by Lefty Kreh, and the “power snap,” by Joan Wulff. Mel Kreiger calls it the “Whoomph” factor. Smooth acceleration allows the rod to load and then allows the caster to achieve the abrupt stop necessary to transmit the rod’s energy into the line. A full-speed rod stroke from start to finish doesn’t give the rod time to load and is almost impossible to stop so that wide loops and lots of rod noise result.

PRINCIPLE THREE: The line always follows the rod tip. Or, the line can only go in the direction the rod tip is moving.

This principle is the foundation of curve casts and slack casts. An ‘S’ cast can be achieved by guiding the rod tip to rapidly to the left and right during the final forward cast.

PRINCIPLE FOUR: The longer the casting stroke (the farther the rod hand is moved) the easier the cast. Or, the shorter the stroke, the harder you work.

Long casts require a long stroke. Casters having difficulty with long distance casts often maintain the same length rod stroke for a long cast as for a shorter cast. They then try to speed up the stroke in order to achieve the additional power needed. But this additional rod speed makes the rod almost impossible to stop abruptly, and a more abrupt stop and that is what is needed for a longer cast (Joan’s power snap). A long cast requires not only a long stroke, but a longer pause, as more line is extended, and it takes longer to unfurl.

GIGANTIC INVENTORY SALE!



Now is the time to learn...

Clinics & Schools!

- Beginning Classes EVERY SATURDAY
- In-the-water Clinics EVERY TWO WEEKS:
American, Feather and Truckee Rivers
- GUIDED TRIPS with our Staff

 **AMERICAN
FLY FISHING CO.**

3523 Fair Oaks Blvd. • Sacramento (corner Fair Oaks Blvd. & Watt Ave.)
(916) 483-1222 • (800) 410-1222

www.americanfly.com

Flytier's Corner *continued*

Instructions

1. Place the bullet head bead on hook.
2. Wrap lead at thorax area and push up behind bead; five wraps is sufficient. Mount thread on hook, and secure lead in place with plenty of wraps. Apply superglue to this area. Wrap thread to a point just above back of barb, forming a nice smooth underbody.
3. Tie in red deer hair tail just above back of barb; the length should be about 1/2 of shank. At the same point, tie in white yarn.
4. Tie on red crystal flash, and wind it to a point about 1/3 shank length behind the eye and tie it off there. Rib body with twisted (pun intended) ribbing material, and tie off at same spot.
5. Clean and stack a pencil-width bunch of white deer hair, and tie it on behind the bead; secure it with tight thread wraps and superglue. Clean and stack a similar size bunch of blue deer hair and tie it on at the same spot, securing it with glue.
6. Find a white hackle feather with long barbules, clean the fuzz at the butt end, and stroke back the fibers after wetting fingers. Tie it in just behind the bead, and take one or two wraps of the hackle, "soft hackle" style. Tie off and whip finish.

Since the intended prey will undoubtedly be cowering in the slime beneath a rock at the bottom of the water column, you will need to guide this missile into that area closely. You may even be able to detect the baleful odor of fear. If so, detonate!

See ya on the creek!

Crowley Lake Fish-Out a Success

By John Hogg, Fishmaster

The weekend of Sept. 22 found 14 club members at Crowley Lake for the club's September fish-out. Aply hosted and organized by Gary Flanagan, most members either camped or lodged at Convict Lake. On Friday, members made the fish tremble at Sandy Point with numerous rainbows caught in the 18" to 20" range. After the wind kicked up (which usually happens on Crowley at around noon) Hot Creek became the destination, and members exercised their skills on one of California's most famous spring creeks.

Linda Shaw organized a potluck barbecue Saturday, and members feasted on steak, chicken, beans, macaroni salad, some great egg roll appetizers, and finished off with pumpkin pie and carrot cake.

On Sunday a few of the members fished the West Walker and got some tremendous dry fly action right along 395 just south of the city of Walker.

Attending the fishout were Linda Shaw, Tom Ross, Denny Welch, Jim Hunter, Gary Flanagan, John Hogg, Jeanne and Ron English, Jane and Joe Creighton, Don Steffa, Dave Homer, Mike Kaul, and Jim Berger.



FLY TYING SKILLS PROGRAM

*Sponsored by American Fly
Fishing Company*

*Pattern for October Program: South First Special
(featured in the September issue of The Leader)*

Don't be shy, submit a fly! Ask for a critique from a more experienced tier; it will ultimately increase your chances at catching fish--and winning certificates to help support your habit!

For the winner of each category, American Fly Fishing has generously donated the following prizes for each month's contest:

Beginner: \$15 Gift Certificate

Non-beginner: \$25 Gift Certificate

** The winner of the gift certificate in the non-beginner category will be determined by a drawing between those who have entered that specific contest.*

Program rules:

- * judging will be during the meeting
- * best tied fly announced just before program, and name of tier featured in the next month's Leader
- * fly must be tied in accordance with instructions from the Leader (right or wrong, and irrespective of whether you find another version of the pattern in a book somewhere), in order to keep the playing field level. The judges need to make a choice based on a single pattern.
- * two categories: beginner and advanced. Anyone who has won the beginner category twice will have to compete in the advanced category from then on.

Flytier's Corner

by Bill Carnazzo



Bin Laden's Bane

In the upcoming months, Mr. Bin Laden and his ilk will reap what they have sown, and the eternal wrath of a diverse but single-minded people will be visited upon these terrorists with terrible force.

Even those of us who hover on the left side of political issues can discern within all the political rhetoric a common thread of unity of spirit among free and not-so-free nations. The startling public display of our red, white, and blue national symbol in the aftermath of this tragedy is evidence of our domestic determination to see justice done.

Hence, it seems appropriate that a memorial fly should join the fray. The bullet head feature of "Bin Laden's Bane" seems particularly appropriate.

Materials

Hook	Tiemco 200R, Daiichi 1270, or similar hook; #6-8
Thread	Brown 6/0 or 8/0
Weight	Lead
Tail	Red deer hair
Rib	White poly or antron yarn
Body	Red crystal flash
Underwing	White deer hair
Overwing	Blue deer hair
Hackle	White hackle
Head	Gold bullet head bead

continued next page

Kiene's fly shop



Sacramento's Leading Fly Fishing Outfitter!

- Full Service Fly Shop
- Largest Selection in Northern California
- Friendly and Knowledgeable Staff
- Complete Instructional/Guiding Program
- Hosted Worldwide Travel
- Private Water Program

The staff at Kiene's would like to thank our friends at the Granite Bay Fly Casters for their continued support and friendships. We are committed to the continued growth and prosperity of GBF!

*** Kiene's Fly Shop Will Meet or Beat Any Price in the Sacramento Area!**

2654 Marconi Avenue, Sacramento CA 95821
916/486-9958 800/4000-FLY
e-mail: info@kiene.com

www.kiene.com

*certain restrictions may apply

October

Conservation Corner


by John Carroz

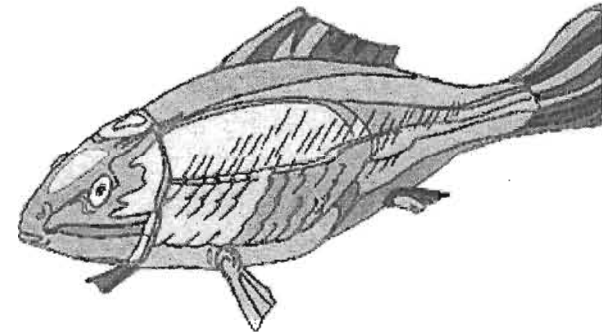
Five GBF members helped the California Dept. of Fish and Game clear clean the Heenan Lake area August 30. We cleared brush out of the parking lot, inspected the shoreline, and removed trash prior to its fishing opener August 31.

Thanks to Joe and Barbara Bania for setting everything up and to the others for their hard work. It was a job well done. By 6 a.m. on the 31st the parking lot was full of vehicles and eager fishermen ready to catch and release some of the large cutthroats in Heenan Lake.

* * *

The GBF Conservation Committee meets the first Thursday of the month at 7 p.m. at the Round Table Pizza located on Douglas Blvd. near the intersection of Douglas and Auburn-Folsom Road.






Arno Dietzler
Licensed Guide
 A few of the lakes and
 rivers Arno is equipped to
 guide:

- * *The Merced*
- * *The Sacramento*
- * *The Yuba*
- * *New Melones Lake*
- * *Oroville Lake*

*Give Arno a Call and...
 hook up!*

(916) 483-8711
 dietzler@csus.edu



**SPRING CREEK FLYCRAFT
 AND GUIDE SERVICE**

Bill Carnazzo, Licensed Guide

622 South First Street
 Dunsmuir, CA 96025
 (530) 235-4048

2079 Country Hill Run
 Newcastle, CA 95658
 (916) 663-2604

- Back Country Guide Service
- Upper Sacramento River
- Fly Tying Instruction
- Fly Casting Clinics