

Granite Bay Flycasters  
P.O. Box 1107  
Roseville, CA 95678-8107



# The Leader

Voice of

GRANITE BAY  
*Flycasters*

Since 1986


## Granite Bay Flycasters

**Mission:** The organization is dedicated to conservation of fish habitat and promoting fly fishing skills and good sportsmanship.

**Meetings:** Granite Bay Flycasters general meetings are held on the second Thursday of each month at the Granite Bay clubhouse located in the Granite Bay Group Picnic Area at Folsom Lake. For directions call Denny Welch at (530) 889-8562.

The doors open between 6:30 and 7 p.m. for socializing and fly tying demonstrations. The business portion of the meeting begins at 7:30 followed by a quick refreshment break after which the main program begins, which usually consists of a slide-show talk and/or demonstration. A dynamite raffle follows the show.

**Membership:** To become a member of Granite Bay Flycasters, a nominal fee is required: \$35 for a family; \$30 single; and youth (under 18), \$10. There is a \$7 initiation fee for new members. The cost of membership is pro-rated throughout the year. For membership information, call Jeremy Gray at (916) 797-3312.



**November 2001**

Visit us at: [www.gbflycasters.org](http://www.gbflycasters.org)

# November

Sun	Mon	Tue	Wed	Thu	Fri	Sat
				<b>1</b> Conservation Committee Meeting 7-9 p.m.	<b>2</b>	<b>3</b>
<b>4</b>	<b>5</b>	<b>6</b>	<b>7</b>	<b>8</b> General Meeting 7-10 p.m.	<b>9</b>	<b>10</b>
<b>11</b>	<b>12</b>	<b>13</b>	<b>14</b>	<b>15</b> Board Meeting 7-9:30 p.m.	<b>16</b>	<b>17</b>
<b>18</b> Casting Clinic at John Hoeg's pond	<b>19</b>	<b>20</b> Fly Tying Jam 6:30-9 p.m.	<b>21</b>	<b>22</b> Thanksgiving	<b>23</b>	<b>24</b>
<b>25</b>	<b>26</b>	<b>27</b>	<b>28</b>	<b>29</b>	<b>30</b>	

2001

## Officers

President	Denny Welch	530-889-8562
V.P. Membership	Jeremy Gray	916-797-3312
V.P. Conservation	John Carroz	
Secretary	Chris Ronshausen	916-638-5615
Treasurer	John Bergman	916-966-7032

## Directors

Through 2001	Nathan Joyner	916-984-2025
Through 2002	Jeff Medina	916-353-1992
Through 2003	Linda Shaw	530-885-3111
Through 2003	Tom Simms	916-652-7634
Through 2003	Lester Snow	916-967-7563
At Large	Dick Neuman	916-773-1188
Past President	Drake Johnson	916-791-0887

## Committees

Advertising	Robert Tamson	916-967-0176
Annual Dinner	Chris Ronshausen	916-638-5615
Bear River Project	Jim Coleman	530-885-4128
Casting	John Hogg	916-663-2051
	Steve Johnston	530-644-4061
Casting Pond Project	Tom Klinefelter	916-363-6634
Leader Editor	Amy March	530-333-9530
Salmon & Steelhead	Rick Radoff	916-624-2107
Education Program	Frank Stolten	916-725-6894
Fishmaster	John Hogg	916-663-2051
Fly Tying	Bill Camazzo	916-663-2604
Gatekeepers	Mike Gervais	916-783-5477
	Jack Peuler	916-797-1547
Golden Trout	Denny Welch	530-268-3453
Historian	Warren Schoenmann	916-725-2542
Librarians	Jim Hunter	916-652-5057
	Mac Hunter	916-791-0359
Merchandising	Mike Brune	916-723-4524
Programs	Ron English	530-677-7169
Special Projects	Frank Stolten	916-725-6894
Raffle	Jeanne English	530-677-7169
Refreshments	Terry Wasserman	530-677-7189
Webmaster	Bill Avery	916-632-1275
Youth Counselors	Jeanne & Ron English	530-677-7169



*Northern California's  
premier fly-fishing outfitter.*

Expert

- \* Guides  
walk-ins  
& full day  
float trips.
- \* Classes  
tying & casting
- \* Clinics



Fine

- \* Rods
- \* Reels
- \* Flies
- \* Gear

**We offer a full service fly shop with friendly, personal and experienced service. Come by our shop and let us professionally outfit you for your next fly fishing experience, or visit us online.**

**River Drifter Guide Service**



*owner/pert...*  
**Mike Macklin**

**13394 Lincoln Way Auburn, CA. 95603  
(530) 823 - 6968 info@sierraflyfishers.com  
www.sierraflyfishers.com**

**President's Message**  
*by Denny Welch*

Thousands of people attended this year's Salmon Festival at the Nimbus Fish Hatchery. As he has many times in the past, Pete Peterson coordinated the children's fly tying activities. Through the volunteer efforts of tiers from both GBF and CFFU, over 650 children participated in the event. Great job, Pete.

The Golden Trout program is just about up and running. I've seen the prototype of the new brochure and ... Wow! Check with Gary Flanagan at the next meeting for further details.

Our fish-outs seem to be picking up steam as well. We had about 15 people attend the Crowley Lake trip and about 20 people attended the Upper Sac trip. Those numbers are quite respectable when you consider it takes about 4 hours just to get to these spots. We still have Eagle Lake to look forward to as well as one of my favorites, the Super Bowl Sunday trip on the Lower Yuba. If you have any ideas on a fish-out see John Hogg at the next meeting.

We are about to have an emergency situation on our hands. Terry Wasserman's job is taking her out of town on many of our meeting nights. As you know, Terry has been feeding us for as long as I can remember. While Terry is irreplaceable, we really do need someone to step up and take over the refreshments. I conjure up thoughts of mass starvation and rioting if we don't find somebody fast.

*continued next page*

**President's Message** *continued*

GBF is a great club with even greater members. Our activities are diverse: fly fishing, fly tying, special speakers, community outreach programs, classes on rod and net building, conservation programs—the list goes on. I encourage each of you to get involved in those activities that interest you. I also encourage you to mingle at the meetings and talk to some people that you don't know. The number of friendships you develop might just surprise you.

Until next time.



## Mike Denega to Speak at November General Meeting

Biologist Mike Denega will speak at the November general meeting, Thursday Nov. 8 at the clubhouse. Denega has traveled extensively and delivered programs on Canada and Alaska. Closer to home, Denega has worked on numerous projects, including one at Cameron Park Lake.

Denega will speak on the Alaska Wildlife Refuge and fishing in Alaska. If you dream of an Alaskan fishing venture, come hear what it's all about. You'll probably leave determined to make that dream a reality.

## Drifters Unite

### Join a River Shuttle Network

by Jon Evans

- Are you looking for ways to get more use out of that new pontoon boat?
- Do you have a kayak or raft just gathering dust in the garage?
- Do you dream of fishing local hot spots that are inaccessible to landlocked fisherman?
- Are your outing plans often thwarted by fishing partners forced to attend other functions (like work!) when you want to fish?

If so, then join me in forming the "River Shuttle Partners." The River Shuttle Partners (RSP) will allow participants organize trips to the American, Feather, Yuba, and Sacramento Rivers via e-mail. Partners simply need to send an e-mail to all RSP members using the distribution list that I will maintain. E-mailings should give a rough outline of the planned outing, including time, place, etc. Interested members will then respond and the necessary shuttles can be arranged.

Requirements for membership include a passionate interest in fishing, a working vehicle, and an e-mail address. A willingness to meet new people and blow off other plans at the vaguest rumor of good fishing is highly desirable. There is no cost to join.

To join or to get additional information, e-mail or call me with the following information:

- Name
- E-mail address
- Telephone number

Jon Evans

[rsp@prognosis.net](mailto:rsp@prognosis.net)

(916) 797-5572

## In Memory of Vern Stubbs

by John Peterson

Vern Stubbs passed away last week and I have lost a great friend. Vern was a long-time member of the Granite Bay Flycasters, served several terms on the Board of Directors and ran the Golden Trout Program for two years.

Vern was in his eighties and lived life fully. He was very active, playing tennis regularly. Fly fishing was an addiction. Vern also made wine, fruit wine to be exact. I was never quite sure where the fruit came from but it had bouquet and an alcoholic content greater than advertised. Wine that didn't meet Vern's standards soon became brandy.

Last year Vern, Bus, and I made two trips to Alaska. The first trip was a week of steelhead fishing on the Situk River in Yakutat. The second was a 185-mile drift trip down the Kwethluk River out of Bethel. We had two great weeks grousing around the wilderness, roughing it in a tent, floating the river in white water rafts, and fishing for cuts, bows, grayling, and silvers.

A typical outing with Vern always turned into an adventure. Every trip had a signature challenge, a mix of good nature, fellowship, wine, and every day ended with several bourbons around the campfire. Remembering Vern's "Prairie Schooner" incident still brings tears of laughter to my eyes. Vern was one of a kind.



## Events

### Fish-Outs

by John Hogg, Fishmaster



#### No fish-out scheduled for November

As of this newsletter's publication deadline, we have no fish-out for November. However, we may announce a day trip at the general meeting.

### Yuba River at Hwy 20 Saturday, December 8

One of California's best trout fisheries is right in our back yard: the Yuba River.

Jeremy Gray is hosting this trip, and he requests that everyone meet at 8 a.m. on the dead-end side-road that terminates under the Hwy 20 bridge on the west side.

Jeremy recommends a 5 or 6 weight rod with a floating line. For nymphing, try glo bugs, as trout will be feeding on the roe of spawning salmon. Dry fly hatches are sporadic, but a small elk hair caddis may draw a rise.

Fishing access requires wading, and the water is cold, and the footing can be treacherous. So dress appropriately, and bring a wading stick. If this type of fishing is new to you, we will try to match you with a member who has experience.

For more information call Jeremy Gray at the Nevada City Fly Shop at (530) 478-9301.

#### Would you like to host a trip?

We would like to schedule at least one trip per month as a club outing. More than one is fine! Local day trips are great, and so are overnights. Being a host is easy, just contact John Hogg at (916) 663-2051.

*continued next page*

Events *continued***Casting Clinic Sunday, November 18, at 1 p.m.**

Tune up your casting at John's pond this coming Sunday. This free clinic is open to GBF members.

If you don't have a rod, come anyway—he has extras. Be sure to protect yourself against the sun with hat and sunscreen. Eyewear is mandatory while casting. Water and soft drinks are provided.

Directions: From Sacramento, travel east on Highway 80 toward Auburn. Take the Penryn exit, turn right at the stop sign, and go 3/4 mile to King Road. Turn left and go about 3 miles until King Road dead ends into Auburn Folsom road. Turn left and go about 1 mile, then turn right on Newcastle Road. (This is also the turnoff for Rattlesnake Bar on Folsom lake.) Proceed about 1 mile to a 'Y' in the road. Take the left fork, which is Rattlesnake Bar Road, following the sign to "Auburn." After 3/4 mile, turn left on Hayes Road. Go about 1/2 mile to 10101 Hayes and come up driveway. Park on grass between the driveway and the pond.

For more information, call John Hogg at (916) 663-2051.

**Heenan Lake Experience  
Opening Day, 2001**

by Joe Bania

As part of the conservation efforts of the club, five of us arrived at Heenan a day early to clean the parking lot and lake of brush and trash. The Department of Fish and Game had asked for a "little brush clearing," but it turned out to be a major endeavor. Some of us were so tired we wondered if we wanted to get up at dawn the next day to fish. But, we all made it out early Friday morning, along with about 130 others.

DFG's preliminary statistics at mid-day indicated the catch was fewer per person than last year. I'm not surprised because the surface water temperature was approaching 70 degrees F by mid-day. Even so, I hooked seven fish and brought three to the pontoon boat. The smallest was 15 inches and the largest was 20 inches. The water was very clear with very little algae bloom. The fly of choice was a prince nymph (#14) as a dropper tied off the hook of an olive wooly bugger (#12) fished at the end of a 10-foot sink tip. After observing fish taking yellow jackets on the surface, I put on an antron caterpillar as the point fly, with a zug bug as the dropper. As the caterpillar hit the water, a large form moved to intercept it. The trout struck the fly, missed, and turned 90 degrees with its tail breaking the surface. I pulled the fly and the fish struck a second time as the fly went airborne. The fish rose to intercept the fly in the air, but missed again. A nearby angler exclaimed the fish must have weighed four to five pounds.

Mid-afternoon Friday brought a short thunderstorm. Everyone knew to get off the water, but it took some tubers almost the duration of the storm to return to their launch point—they didn't have enough sense to get out at the nearest shore. Fortunately no one was struck by lightning although one bolt hit nearby—so near, the lightning and thunder occurred simultaneously, and we felt the electric charge in the air. The storm lasted about an hour, and concluded with a spectacular rainbow of deep purples, reds, greens, and yellows.

The evening fishing was better than the morning, possibly due to the cooler water, the change in barometric pressure, or because the fish had forgotten about the previous night's full moon and hadn't eaten their fill of scuds, caddis, or mayflies. Whatever the reason, the anglers who stayed on were rewarded with some beautiful fish, many over 20 inches.

**Nevada City Anglers**  
 417 Broad Street #C  
 Nevada City, Ca 95959  
 530-478-9301  
[www.goflyfishing.com](http://www.goflyfishing.com)

- **BEAT the HEAT!** Come fish the North Fork of the Yuba River this summer. Walk and wade guided trips start at \$125
- We are a full service fly shop and your gateway to the Yuba and Feather River systems. Sage, Ross, Galvan, Simms, Orvis
- Clinics and classes are offered almost every weekend, so call us to check our current schedule
- Experience our private access drift trips on the Lower Yuba: \$300 for 2 anglers includes lunch

### Summer Specials

- Outcast packable pontoon boat for just \$325. Weighs just 6 lbs., including the pump
- Buy a rod and reel and get a 10% credit towards your purchase of flies
- Simms new lightweight wading boots with removable studs available in felt and Aquastealth
- We set up any reel, usually while you wait. Our backing is always free with purchase of a reel or line
- Complete outfits start at \$159.95 for rod, reel, line, and leader
- Complete wading outfits start at \$139.95 for boots and breathable waders.

Come see our new expanded fly selection. Custom built rods start at just \$100 over the cost of the blank and components. Bamboo rod repairs, restorations, and new rods custom built to your specifications.

At Nevada City Anglers, I personally select and test every item we stock to be sure that it is the best value for your money! You always get the best quality for the price.

If you need something, just call and I will gladly deliver your purchases to the Granite Bay Flycasters meetings for your convenience. -Jeremy Gray

## Improving Your Casting Practice

by John Hogg

In Belize a few weeks ago, I watched in admiration my guide's handling of a 10-weight rod rigged with an eleven-weight saltwater tarpon line. Gilberto could easily cast the weight-forward line its full length—a 100-foot plus cast—and then to my amazement would switch to his left hand in mid cast, and continue a smooth double haul reaching out 80 plus feet! When I asked him if he was naturally ambidextrous he explained that he developed his left-handed cast out of necessity after a year's struggle with 'tennis elbow,' which prevented him from using his dominant right hand. It was definitely not a natural talent but the result of lots of practice.

All of us pick up a rod periodically to practice and improve our skills, and with a little thought about equipment and technique, this practice can truly pay off. Conversely, bad practice habits will actually impede improvement.

Good equipment is the first key. And most important in my view is not the rod but the line. For casting practice, select a weight forward, floating line; attach to it a 7.5 foot, 2x leader, and to the end use a small piece of yellow or white yarn. The yarn should be trimmed to the size of a pea, and if you are practicing on water, grease the yarn with floatant so that it won't gain weight from water saturation. It is important that you not use a sinking line, or a level line for general practice. These lines handle very differently than a floating line and actually require a modification of standard casting principles for proper performance.

The rod you select is important only to the extent that it is of sufficient quality to properly cast the floating line. Fast-action versus slow-action rods are a matter of timing adjustment, but the casting principles are the same. Very few 'bad' rods come out of a reputable fly shop. On the other hand, be wary of the rod that came out of mom's or dad's closet, and was purchased at a discount store 30 years ago. Believe me, the majority of these old cheap rods are severely flawed when it comes to casting performance. For a person of average size and strength, practicing with

*continued next page*

**Fly Casting Practice** *continued*

a 5- to 7-weight, 9-foot rod is about right. Smaller children should use a lighter, shorter rod, or if they must use mom's or dad's heavier rod, employ a two handed grip to make up for the lack of strength.

When you practice, work on something specific. It is not enough just to flop the line back and forth to practice the false cast. Is the backcast going high or low? Is a proper loop being formed on the forward stroke? Is the rod being loaded on the backcast? Does the line lay out so that the fly hits the water first? As most casting problems originate behind the caster rather than in front, you must spend at least part of your practice looking at your backcast. A truly effective tool to assist you on this is the video camera. I just use the playback screen in the camera itself for instant feedback. And while it is difficult to actually see the line move, you can see the body movements, and flaws will stand out instantly. And consider tapes and books by authors such as Mel Kreiger, Lefty Kreh, Joan Wulff, Ed Jaworoski, and McCauley Lord. Or take some casting instruction. It is important that you benchmark your casting against good, proper form.

When practicing, listen to your body. Pain, soreness, or extreme tiredness in your hand, arm, elbow, shoulder, neck, or back that results from casting a short period of time—two hours or less—is almost always a sign of bad form. Using good casting form, a caster should go all day without pain or soreness.

Finally, good casting requires a strong curiosity. Seek out good casters, and get their input on your casting form. Attend seminars and clinics. Watch or tape demonstrations with your own form in mind. And make use of books and videos as mentioned. And finally, practice, but practice smart!

*Editor's note: John Hogg will offer a casting clinic at his pond Sunday, Nov. 18. See page 4 for details and directions.*

# SAGE

## Demo Day & Annual Holiday BBQ! Saturday, Dec. 8 • noon-5 p.m.

You are invited to come into our shop to try out the new SAGE SLT rods, reels and other products. SAGE representatives will be at the shop to demonstrate the new equipment and answer your questions.

Join us for food, drinks and holiday fun!

Lots of gift ideas!



**AMERICAN  
FLY FISHING CO.**

3523 Fair Oaks Blvd.  
Sacramento, CA 95864  
(Just off Watt-north exit from Highway 50)  
916/483-1222 or 800/410-1222

*We make fly fishing fun and easy!*



**Flytier's Corner** *continued***Materials**

Hook	Standard Nymph 1x long hook, #12-16
Thread	Orange 6/0 or 8/0 (or other color to match body)
Weight	Tiny amount of lead
Tail	Brown goose biots
Body	Fine or medium copper wire, dependent on hook size; alternatively, copper wire colored red, black or green.
Wingcase	Silver mylar or tinsel, sized to hook size
Thorax	Peacock herl
Legs	Partridge barbules
Collar	Black dubbing
Head	Gold bead

**Instructions**

1. Place the bead on hook.
2. Wrap two or three turns of lead at thorax area and push up behind bead. This is done only to hold the bead in place. Mount thread on hook, and secure lead in place with plenty of wraps. Apply superglue to this area. Wrap thread to a point just above back of barb, forming a nice smooth, evenly tapered underbody.
3. Tie in a tiny ball of light colored dubbing at a point just above the barb, and then tie in the biot tails with their length being approximately equal to hook shank. At the same point, tie in copper wire.
4. Wind the copper wire forward to a point about 1/3 shank length behind the eye and tie it off there.
5. Tie in mylar or tinsel for the wing case, bringing the thread back over the last few wraps of copper wire. Tie the tag end of the wing case down securely.
6. Tie in two small peacock herls and wrap the thorax to a point just behind the bead (two to four turns depending on hook size).
7. Tie in partridge legs on each side of thorax. These should be short in length.
8. Now bring the wing case over the thorax and tie off securely just behind the bead. Apply super glue to this area, as it is a weak point.
9. Wrap a small bit of black dubbing just behind the bead, whip finish, and.....

See ya on the creek!

## Misadventures on the Upper Sac

### *Fish-Out Fairly Typical by GBF Standards*


by Denny Welch

We had a great time on the Upper Sac. There were about 20 people who attended the fish-out. Bill Carnazzo and Ron Rabun did a clinic on Saturday and the reviews were fantastic. I think everyone caught fish ... some of us a lot of fish.

Gene Allen was there with a group from Lincoln Hills and they invited all of us to dinner at their campsite at Sims Campground. What a dinner: roast pork, mashed potatoes and gravy, veggies—and all of it topped off with cake and ice cream. The following night we got a dinner invite from Dave and Margaret Baker. Margaret prepared an "Octoberfest" dinner complete with sauerkraut and sausages, red cabbage, German potato salad, and all the other works.

Gary Flanagan broke his Sage rod; Sturmer White and Knute Anderson did belly flops; Dave Baker fell and had to go to the emergency room to have his wedding ring cut off; I ate (and drank) too much; we all spent way too much money at the Ted Fay Fly Shop; Dennis Tuman forgot his waders and boots and had to buy new ones (shucks); Rex White caught a lot of fish from the kiddy pond; Jack Ramos found out what it's like to fish with Bill Carnazzo (his muscles still hurt); Sturmer White found out what it's like to slide down a railroad embankment covered with blackberry bushes; and Jim Hunter's back should be back to normal in a few weeks.

All in all it was a pretty typical GBF fish-out.



## FLY TYING SKILLS PROGRAM

*Sponsored by American Fly  
Fishing Company*

*Pattern for November Program: Bin Laden's Bane  
(featured in the October issue of The Leader)*

*Don't be shy, submit a fly! Ask for a critique from a more experienced tier; it will ultimately increase your chances at catching fish--and winning certificates to help support your habit!*

For the winner of each category, American Fly Fishing has generously donated the following prizes for each month's contest:

**Beginner: \$15 Gift Certificate**

**Non-beginner: \$25 Gift Certificate**


*\* The winner of the gift certificate in the non-beginner category will be determined by a drawing between those who have entered that specific contest.*

### Program rules:

- \* judging will be during the meeting
- \* best tied fly announced just before program, and name of tier featured in the next month's Leader
- \* fly must be tied in accordance with instructions from the Leader (right or wrong, and irrespective of whether you find another version of the pattern in a book somewhere), in order to keep the playing field level. The judges need to make a choice based on a single pattern.
- \* two categories: beginner and advanced. Anyone who has won the beginner category twice will have to compete in the advanced category from then on.

## Flytier's Corner

*by Bill Carnazzo*



### Copper John

The news media seem to love to latch onto and spout catchy terms about which they actually know nothing—zip, zero, nada. An example is its recent use of the term “weaponized” in reference to certain biological agents. As was pointed out by a respected biologist recently in an interview on National Public Radio, there is no single meaning to that term, and it is best not bantied about by the Katie Courics of the world. Perhaps such usage results from a commentator's attempt to oversimplify complex concepts to support simplistic judgments, while endeavoring to sound knowledgeable and important. Beware lest you substitute their verbosity for your independent thought; our civil rights are too important to allow the media's views to become our own.

What does all that editorializing have to do with the fly of the month, you justifiably ask? Not much, I suppose, but it was on my mind and am I not entitled to some editorial license from time to time? Don't answer that.

And so, fellow fly-lobbers, let's “weaponize” (against those dangerous, crafty trout) a hook or two at the vise. This month's featured weapon, the Copper John, meets two of the principal criteria for an effective, useful fly: (i) a true weapon if built and fired into the water correctly; and (ii) simple to build (now, doesn't that “tie” it all that editorializing and the Copper John together for you?).

The name of the fly is somewhat deceptive, in that it works not only in the true copper color version, but in other colors such as red and green.

The Copper John should be fished in fast, foamy water at this time of year. I don't know why it works best there, but it does (just ask Michael Gervais how a red one worked on the Upper Sacramento late on Sunday of the outing). Try a two-fly combination, using a red version on the dropper and a copper one on the point. If you feel particularly adventurous, tie a 12" piece of tippet to the bend of the point fly and attach a tiny black version there, and voila': a three fly gang.

*continued next page*

# Kiene's fly shop



## Sacramento's Leading Fly Fishing Outfitter!

- Full Service Fly Shop
- Largest Selection in Northern California
- Friendly and Knowledgeable Staff
- Complete Instructional/Guiding Program
- Hosted Worldwide Travel
- Private Water Program

*The staff at Kiene's would like to thank our friends at the Granite Bay Fly Casters for their continued support and friendships. We are committed to the continued growth and prosperity of GBF!*

## \* **Kiene's Fly Shop Will Meet or Beat Any Price in the Sacramento Area!**

2654 Marconi Avenue, Sacramento CA 95821  
916/486-9958 800/4000-FLY  
e-mail: info@kiene.com

**www.kiene.com**

\*certain restrictions may apply

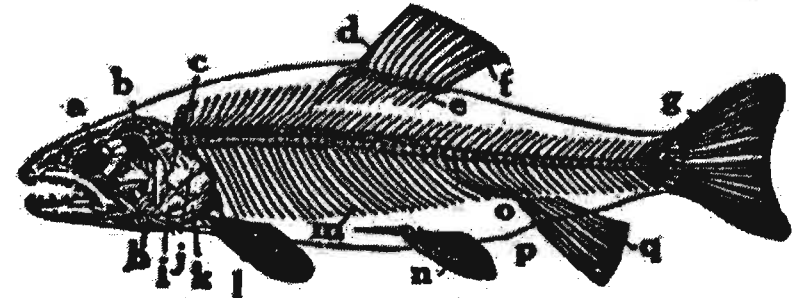

## Conservation Corner

by John Carroz

Notes from the September 15 meeting of the NCC/FFF Conservation Network:

1. Convicting Violators: From a presentation by Steve Meyer, Department of Commerce, National Marine Fisheries Service Office of Enforcement. To prosecute someone for a fish kill, the government has to prove its case beyond a reasonable doubt. Evidence must stand up to defense challenges. Amateurs who discover a violation are unlikely to meet the required high standards for a conviction against a power generator or irrigation district. So, get help from a law enforcement person in order to properly collect and transfer the evidence that will be valuable to prosecutors. To get in touch with the local game warden anywhere in California, call 1 (888) 334-2258 (1 888 DFG-CAL TIP). Steve offered to help. His numbers: (916) 930-3618 (office) and (916) 802-1133 (cell). Keep the Cal tip number and Steve's with your fishing license.

2. Winning Politics: Many interests compete for the available water. For example, commerce, including agriculture and development, compete with recreation for water. Deciding who gets water and who does not is a political decision. Fly fishers were urged to do an outreach program to increase the political constituency for fishing recreation so it can better compete with the agriculture and development constituencies. We need to promote the idea that government can better manage water for agriculture, development, *and* recreation. We must sell the benefits of using water for fishing recreation. (The battle is not only between agriculture and development, but also between fishing and other forms of recreation. For example, golf clubs and river rafting also take water that could also be used to improve fishing. We fly fishers have to increase our political constituency or we will continue to lose more of our water to those who have more political power.



**Skeleton of a Bony Fish (Trout).**

a, eye-socket; b, brain-cavity; c, a bone in front of the operculum; d, dorsal fin; e, the bones to which the rays of the dorsal fins are attached; f, fin-rays; g, caudal fin; h, rays covering the gills; i, a lower bone of the gill-cover; j, operculum; k, a bone of the gill-cover below the operculum; l, pectoral fin; m, ribs; n, ventral fin; o, the bones to which the rays of the anal fin are attached; p, anus; q, anal fin.

**Arno Dietzler**


Licensed Guide

A few of the lakes and rivers Arno is equipped to guide:

- \* *The Merced*
- \* *The Sacramento*
- \* *The Yuba*
- \* *New Melones Lake*
- \* *Oroville Lake*

*Give Arno a Call and... hook up!*

(916) 483-8711  
dietzler@csus.edu



**SPRING CREEK FLYCRAFT**

**AND GUIDE SERVICE**

**Bill Carnazzo, Licensed Guide**

622 South First Street  
Dunsmuir, CA 96025  
(530) 235-4048

2079 Country Hill Run  
Newcastle, CA 95658  
(916) 663-2604

- Back Country Guide Service
- Upper Sacramento River
- Fly Tying Instruction
- Fly Casting Clinics