

Granite Bay Flycasters
P.O. Box 1107
Roseville, CA 95678-8107

The Leader

Voice of



Since 1986

Granite Bay Flycasters

Mission: The organization is dedicated to conservation of fish habitat and promoting fly fishing skills and good sportsmanship.

Meetings: Granite Bay Flycasters general meetings are held on the second Thursday of each month at the Granite Bay clubhouse located in the Granite Bay Group Picnic Area at Folsom Lake. **For directions call Drake Johnson at (916) 783-0343.**

The doors open between 6:30 and 7 p.m. for socializing and fly tying demonstrations. The business portion of the meeting begins at 7:30 followed by a quick refreshment break after which the main program begins, which usually consists of a slide-show talk and/or demonstration. A dynamite raffle follows the show.

Membership: To become a member of Granite Bay Flycasters, a nominal fee is required: \$35 for a family, \$30 single; and youth (under 18), \$10. There is a \$7 initiation fee for new members. The cost of membership is pro-rated throughout the year. **For membership information, call Jim Ferguson at (916) 781-2358.**

March 2001

Visit us at: www.gbflycasters.org

March

Sun	Mon	Tue	Wed	Thu	Fri	Sat
				1 Conservation Committee Meeting	2	3 NCC/FFF Hall of Fame, Fort Mason, San Francisco
4	5 Pete's Bass Flies II/Nymph Tying Class 7 p.m.	6	7	8 General Meeting 7-10:30 p.m.	9	10 Fish Out (Tentative)
11	12 Pete's Bass Flies II/Nymph Tying Class 7 p.m.	13	14	15 Board Meeting 7-9:30 p.m.	16	17 Fish Out (Tentative)
18 Casting Clinic 1-4 p.m.	19 Pete's Bass Flies II/Nymph Tying Class 7 p.m.	20 Fly Tying Jam 6:30-9 p.m.	21 Annual Dinner Committee Meeting 7 p.m.	22	23	24
25 Casting Clinic 1-4 p.m.	26 Pete's Bass Flies II 7 p.m.	27	28	29	30	31 Annual Dinner

2001

Officers

President	Drake Johnson	916-783-0343
V.P. Membership	Jim Ferguson	916-781-2358
V.P. Conservation	Dave Baker	916-315-0715
Secretary	Chris Ronshausen	916-638-5615
Treasurer	Rod Leggett	916-791-4710

Directors

Through 2000	Jeremy Gray	916-797-3312
Through 2000	Gray Allen	916-783-4334
Through 2001	Denny Welch	530-268-3453
Through 2001	Nathan Joyner	916-984-2025
Through 2002	John Bergman	916-966-7032
Through 2002	Jeff Medina	916-353-1992
At Large	Christine Johnston	530-644-4061
Past President	Rob Ferroggiaro	916-791-0887

Committees


Advertising	Robert Tamson	916-967-0176
Annual Dinner	Chris Ronshausen	916-638-5615
Bear River Project	Jim Coleman	530-885-4128
Casting	John Hogg	916-663-2051
Casting Pond Project	Tom Klinefelter	916-363-6634
Leader Editor	Amy March	530-333-9530
Salmon & Steelhead	Rick Radoff	916-624-2107
Education Program	Frank Stolten	916-725-6894
Fishmaster	Arno Dietzler	916-483-8711
Fly Tying	Bill Carnazzo	916-663-2604
Gatekeepers	Mike Gervais	916-783-5477
	Jack Peuler	916-797-1547
Golden Trout	Denny Welch	916-353-1992
Historian	Warren Schoenmann	916-725-2542
Librarians	Jim Hunter	916-652-5057
	Mac Hunter	916-791-0359
Merchandising	Mike Brune	916-723-4524
Programs	Bill Carnazzo	916-663-2604
Special Projects	Frank Stolten	916-725-6894
Raffle	Jeanne English	530-677-7169
Refreshments	Terry Wasserman	530-677-7189
Webmaster	Amy March	530-333-9530
Youth Counselors	Jeanne & Ron English	530-677-7169



With liquid silicon products such as Loon, Water-Shed, Orvis spray, Cortland spray, or Mucilin liquid, you dip or spray the fly and allow it to dry to achieve buoyancy. I really like these treatments, especially the clear liquids that come in a small jar or container. You can either treat flies days before fishing or while on the stream. These you can break up into separate containers also.

Once you've given the fly shop your thirty bucks and your floatant is either hanging on your vest or stuffed in a pocket, what happens next on the stream or lake? Especially in heavy broken water, you will find an initial treatment of liquid silicon and powder very effective. Slight pasting of the deer hair or hackle can help too. (However, pasting of the body usually results in a fly sinking sooner.)

Initially, your fly should skip or skitter on the surface before settling down a bit. If the fly sinks, lift the rod and leader to bring the fly back above the surface. When this technique begins to fail, redress with both silicon liquid and powder. After landing a fish, clean the fly in the water before redressing or you will trap the fish oils in the fly. Eventually, the fly may not accept any more floatant. Then is the time to get a fresh fly—and another fish!



President's Message

Drake Johnson

It's March, and that means that it's annual dinner time! I encourage you to sign up early; we are limited to only 200 dinner seats, and once they are sold, we can seat no more. You don't want to wait until the last minute and be one of the ones that didn't get to go. See page 5 for more details.

Speaking of food, those wonderful treats we have at every meeting are provided by your donations and coordinated by Terry Wasserman. If you haven't donated for a while, please talk to Terry—and commit to bring goodies to one of the general meetings.

At our last board meeting we had a lengthy discussion about our club's participation with the Northern California Council of the Federation of Fly Fishers (NCC/FFF). As some of you may know, Rob Ferroggiaro and Nathan Joyner are active within that organization and can provide our club insight into the good things that FFF is doing for fly fishers in California. We plan to provide more details of these benefits at future meetings. Membership in FFF is only \$29 per year. Joining FFF is a good way to help preserve the fishing we love so much. If you have questions about FFF talk to Rob or Nathan at our next meeting.

Dave Baker, our vice president of Conservation, is doing a great job. Most of you see little of the effort and activity he puts into this position. On a regular basis he is sending out letters for the club, challenging unsound proposals and supporting good ones. The Conservation Committee, with Dave's direction, has done a superb job of directing our conservation donations to organizations responsive to our interests. An example of this was evidenced by the presentation put on by Felix Smith of Save the River Association (SARA) at our last meeting. Dave has organized an upcoming outing May 26 to the Cosumnes River Preserve. This will include a tour in the morning and fishing in the afternoon.

Dave and the Conservation Committee meet regularly at 7 p.m. the first Thursday of the month at Round Table Pizza in the Raley's shopping center at the corner of Douglas Blvd. and Auburn Folsom Blvd. Dave and the Committee would like to have your participation, so join them for one of their meetings.

Looking forward to seeing you at the next meeting, or on the water.

Announcements

Please Donate to the Annual Dinner Raffle

As most of you know, the annual dinner is the club's major fundraiser. It is customary for club members to donate something for the raffle. This can be a great prize, fishing related or not, or just cash. The club can use the cash at the local shops or with manufacturer representatives. (Don't forget that your donation is tax deductible since the club has 501c3 status. If you know of someone who will donate goods or services for the raffle, but needs a receipt or letter from the club, please let Chris Ronshausen, Kahl Muscott, or Drake Johnson know, and they will make arrangements.) In any case be sure to get your donation to Kahl or Chris at or before the next meeting.

Planning for American River Lands to Begin Soon

As a result of a legal settlement, the Auburn State Recreational Area is forming a task force to design the scope of a long-term comprehensive management study for recreational activities with the Auburn State Recreational Area. The purpose of the study is to aid in deciding the appropriate type, location, and level of recreational use in the ASRA.

The task force is getting ready to begin work, but as yet it doesn't have any anglers on board. A lot is at stake here since the Auburn State Recreation Area covers thousands of acres of land along the river, running from just above Rattlesnake Bar up the North Fork to Iowa Hill, and up the Middle Fork to the Ralston Powerhouse. If you can spare an occasional evening to help represent anglers on this group, please contact Rob Ferroggiaro ASAP at (916) 791-6391.

Thanks for Volunteering

Thanks to all the GBF members who helped staff the Federation of Fly Fishers booth at the ISE Show in Sacramento. FFF signed up over 75 new members at the Sacramento and San Mateo shows. If you would like more information about FFF call Rob Ferroggiaro or Nathan Joyner.

continued next page

Floatant Philosophies

by *Ron Rabun*

Whether you are new to fishing or an old pro, the seemingly limitless choices of floatant selection and application can make an angler's head spin. Perhaps partiality for floatant type and application is not unlike preference for wine or art: it's a matter of personal taste. Nonetheless, I do believe that a few guiding principals can help clear the mind at the floatant counter. So I will try to pass on what I have gleaned from my experience with a myriad of flies and the dressings and techniques designed to keep them afloat.

First, some flies don't need floatant or dressing. These are flies that use foam body, balsa, plastic, and CDC. (You don't want to use chemicals on CDC since they break down the oils that float the fly.) Use a drying pad to squeeze moisture out of a CDC. You can find effective drying pads on the market now. One is even an organic mushroom.

Many silicon and oil-based products can be used for dressing a fly prior to fishing and for reconditioning it after a workout. A few familiar paste-like products include Gink, Goop, Poo-Goo, and Bug Float. I like to look for a high silicon and low petroleum content. I use these products sparingly since the substance eventually traps water inside the fly material.

I do like to use these products on my leader, however, because they help with line drift and line pickup for the next cast. For stream application, I twist a small eye screw into the bottom of the floatant container and tie it to my vest with old fly line. This way, the container hangs up side down, which keeps the paste at the mouth of the container, so you don't have to shake it or squeeze hard when you're juggling things out on the water.

Other products contain a type of desiccant to soak up moisture. Desiccant products are only fair since they attempt to extract moisture, but don't add to the floatation properties. The more effective product of this type contains desiccant *and* silicon for redressing the fly. Familiar brands include Loon, Shimizaki, Dry-Ur-Fly, Dry Shake, and Mucilin. These combined products are an excellent alternative to paste floatants. Because they are a bit pricey—\$6-8 per container—you may want to decant a small amount into an empty film canister. That way, if you drop your floatant in the water you don't lose your whole supply.

continued next page

Nevada City Anglers

417-C Broad St. Nevada City, CA 95959 (530) 478-9301



Hello fellow anglers!

Just wanted to thank you for your business; a full service shop like ours thrives only by your support. We're genuinely pleased to serve your every fly fishing need.

Jeremy Gray

Great Winter Buys!

- ◆ Complete rod/reel combos starting at \$149 with lifetime warranty.
- ◆ Wading packages for just \$139 with breathable waders and felt soled wading boots
- ◆ Beginning fly fishing classes just \$85 for 8 hours of instruction
- ◆ Fly tying classes just \$85 for four two hour sessions
- ◆ Rod building classes just \$85 for four two hour sessions
- ◆ Drift the Yuba river for steelhead and rainbows for 2 people just \$200 for a half-day
- ◆ Vests starting at \$29, reels at \$29, rods at \$99
- ◆ breathable waders at \$99, wading staffs at \$20, plus hundreds of stocking stuffers-including a huge selection of books
- ◆ Beginning fly tying kits starting at \$59
- ◆ All Patagonia waders, boots, fleece, and capilene are all 20% off
- ◆ All neoprene waders are 20% off

We have gift certificates for any dollar amount as well! Call and we will send out your gift certificate today!

Goflyfishing.com

Announcements *continued*

Vince Cloward to Speak at March Meeting

Vince Cloward of the River Center in Dunsmuir will speak at the general meeting, Thursday, March 8 at the clubhouse. In his talk Vince will cover the following topics:

- History of the Upper Sacramento River
- The devastation caused by the chemical spill
- The recovery process
- The new regulations
- The management plan
- Fishing access points along the river
- Hiking and recreation trails
- Other issues affecting the fishery

Bill Carnazzo says that Vince has beautiful slides to go with his program.



Still Searching for That Wet Fly

Do you know someone who is particularly "at one" with the water? Do you have a fishing buddy who just can't seem to stay out of the drink? Well, here's your chance to give credit to the wading-challenged.

The Wet Fly Award is given to the individual who has demonstrated unsurpassed affinity for the waters we fish. In other words, one who, with or without finesse, has taken unexpected dips in a stream or lake.

If you have someone in mind, please fill out a nomination form at the March club meeting with the name of the individual, a brief description of the event, and your name so we can contact you for additional confirming details. The nominations will be kept secret until the winner is announced at the annual dinner.

Upcoming Activities

Flycasting Fundamentals Clinic

with John Hogg

March 18, 25, and April 1

GBF's annual flycasting fundamentals clinic is scheduled for three consecutive Sunday afternoons, March 18, 25, and April 1 from 1-4 p.m. at Bill Carnazzo's pond. The clinic is designed to prepare casters for the upcoming season through instruction in line control, the roll cast, the forward cast, false casting, and distance casting.

The club has several rods available to students on a first come, first served basis. For those bringing their own, a 5 or 6 weight, 8' to 9' graphite rod, with a floating line, and a #2, 7 1/2 foot tapered leader is recommended. (Please do not bring a sinking line.)

Casters should bring their own drinking water and soft drinks, and appropriate clothing for the weather. Eyewear must be worn for protection from errant casts and wandering rods.

The cost of the clinic is \$25, which includes the FFF flycasting instruction booklet. All proceeds go to GBF. Due to size constraints, the clinic is limited to twelve people who must be club members over the age of 16. Registration will be at the March meeting, or call John Hogg at (916) 663-2051.

Directions to Carnazzo's pond: From highway 80, proceeding toward Auburn, take the Newcastle exit, go over the freeway, and follow the signs to Lincoln, (Hwy 193). Continue about 3 miles on Hwy 193, and turn right on Gold Hill. Go 1 to 2 miles and turn right on Schindler. Go another mile and turn right on Country Hill Run. Park on the road where directed.

continued next page

Kiene's *fly shop*



Sacramento's Leading Fly Fishing Outfitter!

- Full Service Fly Shop
- Largest Selection in Northern California
- Friendly and Knowledgeable Staff
- Complete Instructional/Guiding Program
- Hosted Worldwide Travel
- Private Water Program

The staff at Kiene's would like to thank our friends at the Granite Bay Fly Casters for their continued support and friendships. We are committed to the continued growth and prosperity of GBF!

*** Kiene's Fly Shop Will Meet or Beat Any
Price in the Sacramento Area!**

2654 Marconi Avenue, Sacramento CA 95821
916/486-9958 800/4000-FLY
e-mail: info@kiene.com

www.kiene.com

*certain restrictions may apply


Ongoing Meetings

In addition to specific events, ongoing meetings/classes appear in the calendar of each issue of *The Leader*. For those who have not made it a habit to flip to the inside cover and view the calendar entries, the following descriptive list of current ongoing activities is provided. This reminder will appear periodically; continue to refer to the calendar otherwise. Take a moment to mark *your* calendar with the following meetings/classes. Members are strongly encouraged to attend any/all of the club meetings listed below. See back page for contact numbers.

<u>Event/Meeting</u>	<u>Date/Time</u>	<u>Location</u>	<u>Lead By</u>
Conservation Comm. Meeting	First Thursday 7 p.m.	Round Table in Granite Bay	David Baker
General Meeting	Second Thursday 7 p.m.	Clubhouse	Drake Johnson
Annual Dinner Comm. Meeting	Third Wednesday (<i>thru March</i>) 7 p.m.	Round T able in Orangevale	Chris Ronshausen
Fly Tying Jam	Third Tuesday 6:30 p.m.	Clubhouse	Pete Peterson



Upcoming Activities *continued*



The Annual Dinner: A Social "Must" by *Chris Ronshausen*

On April 1 some rather fortunate people will be among the Granite Bay Flycasters. Why? Because they will have attended the GBF annual dinner (the night before, March 31), a fundraising and hell-raising event that has lead the polls in popularity for years (15, that is) with

not only Granite Bay but with scattered portions of most of the contiguous United States. That's right. A network of flyfishing and non flyfishing advocates from well outside our county and state have supported our event whether in ticket sales or with fantastic prizes, making possible our renowned raffle and our tantalizing silent auction.

Speaking of contributions, did I mention that Michael and Christine Fong will present what promises to be an awesome day program (focused on fly-lines) and an evening slide-show, while divining "inside angling" secrets of our sacred sport?

You, also, can be credited for making this event a success... if you show up.

At the dinner, members will experience good food and libation, a relaxed atmosphere with good people and friends, and a fabulous raffle.

Buy your annual dinner ticket now and consider donating an additional sum to your club to show your solidarity.

To buy a ticket, call John Bergman at (916) 966-7032.

To donate an item or cash, call Kahl Muscott at (916) 983-8654.

NCC/FFF Conservation Update

The current energy crisis is a major problem facing all Californians. If you share our interest in rivers and fish, here are five reasons why you should be even more concerned.

1. Many hydropower dam operating licenses are up for renewal in California. Often the fisheries below these dams are not what they should be due problems such as low summer flows and/or large, artificial flow fluctuations dictated by hydropower demands. In recent license renewals, conservationists argued successfully for future conditions that would improve river habitat. The utilities will undoubtedly use the energy crisis to bolster their usual arguments to avoid any new conditions designed to improve the health of our rivers at the expense of power generation.

2. Congress recently directed the Federal Energy Regulatory Commission (FERC) to "immediately undertake a comprehensive review of policies, procedures and regulations for the licensing of hydroelectric projects to determine how to reduce the cost and time of obtaining a license." There is no doubt that utility companies view this as an opportunity to minimize their responsibility to take care of the rivers. As it is, the current renewal process makes it is very hard for the public to secure conditions beneficial to the rivers and the fish.

Our thanks go to our members, David Baker of Granite Bay Flycasters and Lowell Ashbaugh of Flycasters of Davis, who attended a public meeting in Sacramento on this topic and spoke on behalf of river conservation. The Council also filed extensive written comments regarding this streamlining effort.


3. The energy crisis is being used as extra ammunition by those trying to derail fish restoration efforts. For example:

* The Davis administration recently ordered the reworking of the Lower Yuba River Flow Decision that would have taken

continued on next page

AMERICAN FLY FISHING CO.

**Upgrade your rods & reels!
Trade in your old gear...**



Visit us online at

www.americanfly.com

3523 Fair Oaks Blvd. • Sacramento (Fair Oaks & Watt)

(916) 483-1222 • (800) 410-1222


SAGE

Scott[®]



G·Loomis
Where Technology and Performance Meet

ST.CROIX



Instructions

1. Place hook in vise. Using needle nose pliers bend the front 1/3 of the hook downward slightly, to give the body a rounded shape. Wrap .025 lead on hook—about 15 wraps. Cover lead with thread and gently flatten the lead with the needle nose pliers. Too much pressure will cause the thread to break.

2. Move thread to rear of hook, and dub on a small ball of black dubbing. Tie in black or brown biots, using dubbing ball to splay them out. They should be about ½ inch in length.

3. Tie in v-rib ribbing and dub the abdomen, stopping at the forward 1/3 point on the hook. The body should taper from thin at the tail to chunky at the front. Rib the fly using the v-rib; around 5 turns is sufficient. Now take a velcro or other “teasing” tool, and tease out dubbing from between the rib turns. Once this is done, pull the teased out dubbing straight out to the side of the hook, and trim to match shape of body, back to tails. This, I am told, imitates “gills” on the nymph.

4. Form 3 wingpads from the dark portion of a white tip turkey tail feather. I do this with a wing burner which is shaped like a stonefly wingpad. Lacking a wing burner, you should look up stonefly patterns in a fly tying book to get an idea of their shape, and use a good pair of scissors to make them. Tie in one of the wingpads; it should extend back to a point where the rear of the wingpad is just past the ½ point of the hook shank. Now apply some of the black dubbing around the front ½ of the wingpad.

5. Tie in a second wingpad; this one should overlap the first one, and extend rearward so that the back of the pad is set at a point about 1/8" from the end of the first wingpad.

6. Without adding more dubbing, tie the third wingpad in using the same procedure as was used for the second one.

7. Before adding more dubbing or the legs, move the thread to the eye of the hook and tie in biots for antennae. If you want eyes, tie in the eyes just behind the biots at this time. To make the eyes, take 40-50 pound mono, grab a short piece in the middle with a forceps, and set one end afire. Let it melt upward, holding the burning end down. When the fire reaches the forceps, gently blow it out and wait for the “bubble” to cool. Turn the forceps over and do the same with the other half of the mono.

8. Return the thread to the point where the last wingpad was tied in. Tie in two sets of rubber legs, one facing the front and one facing the rear. The easiest way to do this is to place the rubber legs over the thread and wrap the thread down. Once the legs are tied on, they can be adjusted with thread wraps so that they face the right direction. Trim legs to proper size to suit hook size.

9. Now place some dubbing on the thread, and form a nice fat thorax, wrapping the dubbing back against the base of the last wingpad, through and in front of the legs, and around the eyes to the biots. Leave a small space for forming a head with a whip finish.

NCC/FFF Conservation Update *continued*

important first steps towards providing flows necessary for steelhead and salmon. The pending decision was over a decade in the making, and was based on dozens of hours of expert testimony.

* A bill was recently passed by the state legislature which, among other actions, prohibited utility companies from disposing of power generating assets until 2006. This bill could be interpreted to mean that removal of any power generating dams, even for conservation reasons, is prohibited--no matter how small the power output may be.

* The Record of Decision for restoration of the Trinity River, a restoration plan that is decades over due, is being aggressively challenged in court.

* ESA listings of steelhead and salmon throughout the west are being challenged in a legal action filed in a court in Fresno.

4. With utilities claiming to be on the verge of bankruptcy and the state funneling huge sums into energy purchase, the search will be on for sources of funds to recoup these expenditures. The exploitation of PG&E-owned land could be seen as part of the solution to this problem. It will be critical that the public's long-term interests in these properties not be sold out to development and/or timber harvest to help bail out the deregulation fiasco.

5. The state moved very quickly to deregulate power supply, against the advice of many experts. With this pattern of hair trigger action driven by politics, there is always the chance that an ill-conceived hydropower project could come into favor.

Of course the energy shortage is a serious problem. It would be naive and perhaps unreasonable to believe that it won't affect the plans and dreams of those of us working to conserve and restore our fisheries. That said, this situation clearly presents an opportunity for those with economic motives to exploit the situation. Those of us who care about rivers and fish must stay informed and vocal to make sure our state's natural resources get a fair shake.

Conservation Corner

by David Baker

Bob Baiocchi and CSFA Parting Ways

Bob Baiocchi terminated his consulting arrangement with the California Sports Protection Association, a group supported by our club, February 5. The good news is that Bob will be joining another conservation organization to continue protecting fish and their habitat.

Large Development on the Cosumnes River

Keith Whitener, a fisheries biologist with the Cosumnes River Preserve, identified a development scheme that could negatively impact native fish. A water rights application brought to light that the Omo Ranch Resort intends to put in a large development on the Middle Fork of the Cosumnes. Keith considers this to be a ridiculous project. Hopefully, the proposed development will have little chance of being completed given that water on the Cosumnes River is already over appropriated.


For more details contact:

Keith Whitener
Phone: (916)683-1767
E-mail: kwhitener@cosumnes.org

Spring Creek Replanting on Whipple Ranch

The Fall River Wild Trout Foundation (FRWTF) received funding from the Wildlife Conservation Board to fence over 5000 feet and replant native plants along stream bank below the Spring Creek Bridge on Whipple Ranch property, a stretch known as Zug Bug Alley. A workday is planned

Flytier's Corner



by Bill Carnazzo

Bill's Big Bad Black Stone

This pattern is similar to patterns tied by Mike Mercer and Randall Kaufmann. There is nothing unusual or unique about it, and there may well have been other tiers who have "invented" the pattern. This fly works for me tied in this manner, so I am passing the pattern along for what it's worth. This is a good early season fly; the fish are looking for nice large morsels to eat, and the stoneflies are usually on the move. It must be fished on the bottom with an indicator.

Materials

Hook	2 or 3 X long streamer hook (e.g., Mustad 9672), # 2, 4
Thread	Black 6/0 or 8/0
Tail	Black or brown goose biots
Abdomen	Black sparkle blend dubbing
Rib	Amber colored vinyl "v-rib" (medium size)
Wingpads	3 pads formed from white-tipped turkey
Thorax	Black sparkle blend dubbing
Legs	Fine rubber legs material
Antennae	Black or brown goose biots
Eyes	(Optional) dark monofilament eyes

continued next page

FLY TYING SKILLS PROGRAM

*Sponsored by American Fly
Fishing Company*

*Pattern for March Program: Dave's Triple-D
(featured in the February Leader)*

Don't be shy, submit a fly! Ask for a critique from a more experienced tier; it will ultimately increase your chances at catching fish--and winning certificates to help support your habit!

For the winner of each category, American Fly Fishing has generously donated the following prizes for each month's contest:

Beginner: \$15. Gift Certificate

Non-beginner: \$25 Gift Certificate

** The winner of the gift certificate in the non-beginner category will be determined by a drawing between those who have entered that specific contest.*

Winners for February:

Non-beginner: **Steve Johnston**

Beginner: **Greg Rowe**

Program rules:

- * judging will be during the meeting
- * best tied fly announced just before program, and name of tier featured in the next month's Leader
- * fly must be tied in accordance with instructions from the Leader (right or wrong, and irrespective of whether you find another version of the pattern in a book somewhere), in order to keep the playing field level. The judges need to make a choice based on a single pattern.
- * two categories: beginner and advanced. Anyone who has won the beginner category twice will have to compete in the advanced category from then on.

Conservation Corner *continued*

for Saturday, March 10, weather permitting. The fence has been put in and volunteers are needed to plant native willows, ash, and alders. Dress warmly and bring knee/hip boots, pruning shears, shovels, etc. Lunch will be provided by FRWTF.

You will need to RSVP:

Dale Dennis, President, FRWTF

Phone: (530) 336-5649

E-mail: frwtf@digital-star.com

Creek Week (April 27 – May 6) Activities

I have been serving as a Creek Week 2001 representative for the club. Because there is no venue for indoor activities this year, GBF will not be setting up a fly tying booth for kids. A restoration project to remove invasive non-native plants at Royer Park in Roseville (hosted by Dry Creek Conservancy) and a couple of bird walks along Secret Ravine are planned for Saturday, April 28.

If there is sufficient interest, I would like the club to do its own clean-up project at the confluence of Miner's Ravine and Secret Ravine Creeks (below the theater complex) on the morning of Saturday, May 5. Please put this date on your calendar.

(Editor's note: Please let David know at the March meeting if you can help out May 5.)



Swap Meet

For Sale

PRAM

Eight-foot Keaton fiberglass pram complete with oars, anchor, rolling wheels, car top rack. \$1,000 value, yours for 1/2 price: \$500. Used three times. Contact Greg Rowe at (916) 791-0787.

Wanted to Buy

BOAT TRAILER

I need a small boat trailer to haul my pram around. If you have one that you would like to pass along, and it is in good shape, I can pay a reasonable price. Call Bill Carnazzo at (916) 663-2604.

SPRING CREEK FLYCRAFT AND GUIDE SERVICE

Bill Carnazzo, Licensed Guide

622 South First Street
Dunsmuir, CA 96025
(530) 235-4048

2079 Country Hill Run
Newcastle, CA 95658
(916) 663-2604

- Back Country Guide Service
- Upper Sacramento River
- Fly Tying Instruction
- Fly Casting Clinics



Arno Dietzler
Licensed Guide

A few of the rivers
and lakes Arno is
equipt to guide...

- * The Merced
- * The Sacramento
- * The Yuba
- * New Melones Lake
- * Oroville Lake

Give Arno a Call and...
hook up!

(916) 483-8711
dietzler@caus.edu



Beating the Winter Blues *continued*

socks or gravel guards, find them and check them. The Velcro often gets clogged with stray fluff and thread. Take the time to pick it all out and make sure they hold. If you have a wading jacket, clean out the pockets of old tippet, plastic packages, and old indicators. Follow the washing instructions and get it all cleaned up.

When you are sure you won't be interrupted for a while, get the vest out and start emptying pockets. By the end of the season, mine is a real mess. Check your zingers. They don't last forever and they are relatively cheap compared to the nippers, knot tools, hemostats, pliers, thermometers, and other gadgets hanging from them. Also take a minute to sharpen those nippers by holding them closed and rubbing the face on a piece of sandpaper. Take your old license out of its holder and go get your new one if you haven't already. Remember to buy that steelhead report card if you are planning on fishing any rivers that might have steelhead, like the American, Sacramento, Yuba, Feather, or any of the coastal rivers. Throw that vest in the washer. It should enjoy at least one clean day a year even if that is only the season opener. Tippet and leaders should be replaced each year unless you use fluorocarbon. Throw out any lead split shot and replace it with tin. Get used to the tin this year, because the lead will be gone anyway soon enough. Many manufacturers aren't even making lead shot this year. Get out any yarn indicators and comb them out with an old comb. If you start keeping an old comb in your vest, you can comb them out on the stream which improves their effectiveness. Replace empty bottles of floatant, empty tippet spools, and empty leader packages. Nothing is worse than being out on the stream and finding an empty spool of 4X 5X and 6X tippet and having to go to 3X or 7X. Take a look at your net and replace the bag if it is starting to come apart. There are some really soft, fish-friendly net bags available at most fly shops now. Repair or replace your net lanyard or vest latch.



Revised California Trout Streamkeeper Program Website Ready For Launch

California Trout has introduced the revised Streamkeepers Program Website at www.caltrout.org. The Streamkeeper Program will provide local grassroots advocacy for selected bodies of water in order to protect and restore wild trout, steelhead, and their habitat. The program will focus on regulatory, agency, and community activities that affect habitat, condition of fish, and the regulations pertaining to the use of the selected waters.

In creating the program, California Trout selected new streams and Streamkeepers to represent California Trout's conservation agenda. The selection of streams is based on three primary criteria. First, the stream must be a prominent wild trout or steelhead fishery. Second, the stream should be facing a pressing issue or issues such as habitat degradation, eroding fish populations, low flows, or similar challenges that require attention. Third, the streams involved in the program need to be geographically dispersed throughout California.

Four streams currently make up the Streamkeeper Program

Hat Creek. This spring creek represents California Trout's beachhead as the first stream in California's successful Wild Trout Program. Today, the possibility of losing public access, poaching, over-crowding, cattle grazing, poor catch-and-release methods, and muskrat-caused bank erosion are just some of the issues facing this beautiful and historic water. Rich Jenne, our Streamkeeper for Hat Creek, is working hard to make sure these issues are not ignored.

The West Fork of the San Gabriel River. This unique water represents an exciting and attractive opportunity for California Trout as we are making a concerted effort to increase our work and presence in Southern California. With the West Fork now on the agenda, we have the ability to introduce thousands of anglers to wild trout water readily accessible from the greater Los Angeles area. Tom Tomlinson, a former board member of California Trout, has been selected as the West Fork's Streamkeeper.

continued next page

California Trout Streamkeeper Program *continued*

The Carmel River. The Carmel River was selected because of the urgent need to protect steelhead in this special watershed. Not long ago this attractive river that runs through the Carmel Valley failed to reach the ocean due to inadequate water flows. This and other poor conservation practices on the river brought the Carmel River steelhead to the brink of extinction. Today, thanks to a miraculous rehabilitation effort by the Carmel River Steelhead Association (CRSA), the water is once again flowing strong and the steelhead are returning in healthy numbers. The CRSA will be representing California Trout as the designated Streamkeeper.

The South Fork of the Kern River. This Southern water and its tributaries are home to the beautiful Kern River golden trout. These brilliantly colored fish are at risk of cattle grazing on the stream and hybridization with rainbow trout. Aguabonita Flyfishers, a fly fishing organization in nearby Ridgecrest, is actively involved with the conservation concerns surrounding this special watershed. John Auburn, President of the organization, will represent their efforts.

Information on the new Streamkeeper Program may be obtained by visiting the California Trout Website at www.caltrout.org. The site will provide information to anglers and conservationists for each of the streams in the pilot program. Stream facts, history, conservation issues, resource contacts, meetings, stream flows, volunteer opportunities, and fishing reports can all be researched from the Website.

A healthy Streamkeeper Program will not only benefit the streams of California and the anglers that value them, it will foster more local community involvement and will further our conservation efforts for trout, steelhead, and the waters they inhabit throughout California.

The Streamkeeper Program will operate as a pilot program throughout 2001. At years end the program will be evaluated; the necessary changes made and additional streams and Streamkeepers will be considered for the program's statewide expansion. For more information on the new Streamkeepers program, please visit www.caltrout.org or call Jeff Eshbaugh, Streamkeeper Coordinator for California Trout at (415) 392-8887 or e-mail him at eshbaugh@caltrout.org.

Beating the Winter Blues by Getting Ready for Spring, Part I

by *Jeremy Gray*

The wind and rain (and snow up here in Nevada City) can get you down. To pick up your spirits, take some time get ready for trout season. This will take your mind off the weather and bring you back into the world of fly fishing.

I always like to start with my feet and work my way up. Get those wading boots out and take a look at the soles, laces, and general condition. If the felt is starting to peel or is worn too thin, it might be time to resole. If you wait until the felt is worn completely through at the heel or toe, you could damage the sub-sole and be forced to buy new boots. Replacement soles are available at most fly shops. I have replaced soles myself, but I have found that spending the money to have a professional cobbler stitch them on is well worth the investment. Stitched soles almost always outlast ones that are just glued on. Also, consider going with studded soles. I recently made the switch and found them to be superior in most conditions. Replace your laces if they are showing signs of wear, otherwise they will break on the stream every time.

Get those waders out and take a good look at them. I usually like to throw mine in the washer before working on them. Always dry them on low heat or hang dry. There are a number of good mild detergents on the market that won't affect the glued seams. If you have neoprene waders, hang them in the shower and fill them with water to find any leaks. If you have breathable waders turn them inside out and fill an old spray bottle with rubbing alcohol. Spray the waders with the alcohol and the leaks will appear as dark spots where the alcohol seeps through. Repair both breathables and neoprenes with Aquaseal. If you have tears or major seam leaks, take them to your local fly shop and have them sent to the manufacturer for a professional repair job. If they are out of warranty, this may cost \$20-\$40, but that is well worth the price compared to new waders. If you have breathable waders, find your wading belt. Mine always winds up in the bottom of my wader bag and I forget to use it. Make it a habit to wear it every time out. The first time you take a swim without one could be your last. Also check the buckles on your waders and belt. Now is the time to replace them. If you have guard

continued next page