

Granite Bay Flycasters
P.O. Box 1107
Roseville, CA 95678-8107

Granite Bay Flycasters

Mission: The organization is dedicated to conservation of fish habitat and promoting fly fishing skills and good sportsmanship.

Meetings: Granite Bay Flycasters general meetings are held on the second Thursday of each month at the Granite Bay clubhouse located in the Granite Bay Group Picnic Area at Folsom Lake. For directions call Drake Johnson at (916) 783-0343.

The doors open between 6:30 and 7 p.m. for socializing and fly tying demonstrations. The business portion of the meeting begins at 7:30 followed by a quick refreshment break after which the main program begins, which usually consists of a slide-show talk and/or demonstration. A dynamite raffle follows the show.


Membership: To become a member of Granite Bay Flycasters, a nominal fee is required: \$35 for a family; \$30 single; and youth (under 18), \$10. There is a \$7 initiation fee for new members. The cost of membership is pro-rated throughout the year. For membership information, call Jim Ferguson at (916) 781-2358.

The Leader

Voice of

GRANITE BAY
Flycasters

Since 1986



April 2001

Visit us at: www.gbflycasters.org

April

Sun	Mon	Tue	Wed	Thu	Fri	Sat
1	2	3	4	5 7-9 p.m. Conservation Committee Mtg	6	7
8	9	10	11	12 7-10:30 p.m. General Meeting	13	14 Fishout Robinson Lake
15	16	17 6:30-9 p.m. Fly Tying Jam	18	19 7-9:30 p.m. Board Meeting	20	21 9 a.m. - 5 p.m. Kiene's Festival
22 1-4 p.m. Casting Clinic	23 Creek Week →	24	25	26	27	28 Trout Season Opens
29	30					

2001

Officers

President	Drake Johnson	916-783-0343
V.P. Membership	Jim Ferguson	916-781-2358
V.P. Conservation	Dave Baker	916-315-0715
Secretary	Chris Ronshausen	916-638-5615
Treasurer	Rod Leggett	916-791-4710

Directors

Through 2000	Jeremy Gray	916-797-3312
Through 2000	Gray Allen	916-783-4334
Through 2001	Denny Welch	530-268-3453
Through 2001	Nathan Joyner	916-984-2025
Through 2002	John Bergman	916-966-7032
Through 2002	Jeff Medina	916-353-1992
At Large	Christine Johnston	530-644-4061
Past President	Rob Ferroggiaro	916-791-0887

Committees

Advertising	Robert Tamson	916-967-0176
Annual Dinner	Chris Ronshausen	916-638-5615
Bear River Project	Jim Coleman	530-885-4128
Casting	John Hogg	916-663-2051
Casting Pond Project	Tom Klinefelter	916-363-6634
Leader Editor	Amy March	530-333-9530
Salmon & Steelhead	Rick Radoff	916-624-2107
Education Program	Frank Stolten	916-725-6894
Fishmaster	Arno Dietzler	916-483-8711
Fly Tying	Bill Camazzo	916-663-2604
Gatekeepers	Mike Gervais	916-783-5477
	Jack Peuler	916-797-1547
Golden Trout	Denny Welch	916-353-1992
Historian	Warren Schoenmann	916-725-2542
Librarians	Jim Hunter	916-652-5057
	Mac Hunter	916-791-0359
Merchandising	Mike Brune	916-723-4524
Programs	Bill Camazzo	916-663-2604
Special Projects	Frank Stolten	916-725-6894
Raffle	Jeanne English	530-677-7169
Refreshments	Terry Wasserman	530-677-7189
Webmaster	Amy March	530-333-9530
Youth Counselors	Jeanne & Ron English	530-677-7169

It's All About Relationships by Chris Ronshausen



I want to sincerely thank all of you who supported and helped with the annual dinner. There are really too many to list in this short article, so I'll be sure to thank them personally. Members were eager to help out with whatever needed to be done, and for that I'm grateful. Some members (and non-members) whom I rarely see were available to help with this event; their support is greatly appreciated as well.

And this show of support is a measure not only of how popular the event is, but how much members care about their club. They know that the annual dinner is our only fundraising event, and the health of our club depends upon it—upon them. So cheers to you that stepped forward to help. Our club thrives on everyone's support—throughout the year.

Truly, the event would not have taken place without the financial/material support from club members and local (and not so local) vendors. The response to our request for donations was quite substantial. From members, we received nearly \$1000—perhaps a record! And from retailers, we were spoiled. The five shops in our area were the most generous. For this they deserve our thanks—and of course, our business. The support is mutual between clubs and shops; it's all about relationships. The five shops need mention. They are the following:

- American Fly Fishing Co.
- Fly Fishing Specialties
- Kiene's Fly Shop
- Nevada City Anglers
- Sierra Fly Fishers (the new neighbors)

To other shops and individuals outside the club, personalized letters of thanks will go out to show our appreciation with hopes that they will be willing and able to support us in the coming years. Please take note of who they are and, where possible, express your thanks.

President's Message *Drake Johnson*

I hope you all had a wonderful time at the annual dinner. I understand it was a great success and loads of fun. A heartfelt thanks to all who helped with the dinner and to those who donated raffle prizes or money for prizes. Special thanks go out to the local shops that donated generously to our dinner. Unfortunately I had to miss the dinner, an event I look forward to each year. I was on vacation, sailing a boat around the Grenadines with my wife and friends. This was a trip two years in the making, and unfortunately for me, the schedule conflicted with the annual dinner.

Spring is upon us at last. The daylight hours are getting longer and we can start to thinking of serious fishing after work now. Bill Kiene is having his annual Fly Fishing Festival, Saturday, April 21, as a kick-off to the opening of trout season the following weekend.

April is also time we start thinking about the election of new officers for the club, as we will be holding elections for officers and board members in June. If you haven't donated time to the leadership of the club, now is your chance. Over the last couple of years officers and board members have developed a database of club leadership responsibilities to assist incoming officers and board members. If you are interested in being an officer or board member please let one of the existing officers or board members know. If you have any questions about the commitment required or what is involve give me a call and or Frank Stolten who has volunteered again to head up the nominating committee. Either one of us would be happy to discuss club leadership with you.

As you all know, we have a great club. You have only to come to our meetings to see how much fun everyone is having. Our membership is on the rise again this year and with all the new members it's most important for you old-timers to make our new members and guests feel welcome.

Looking forward to seeing you at the next meeting, or on the water.

Announcements

Kiene's Annual Fly Fishing Festival

Volunteers are needed to help with the GBF booth at Kiene's Annual Fly Fishing Festival Saturday, April 21. If you would like to help, please sign up at the April general meeting.

Sugar Pine Nature Day

The club will participate again at the annual Sugar Pine Nature Day Saturday, May 12 in Foresthill. Volunteers are needed in the GBF youth fly tying booth. If you're interested in volunteering, please sign up at the April general meeting.

British Columbia Adventure

A few GBF club members are planning a British Columbia adventure to the Kamloops area to lake fish for the world famous, high-jumping Kamloops trout. Some of us went on a similar trip two years ago and had a marvelous time.

Says Jim Holmes, "We are tentatively planning to leave the 14th of June and return the end of June. It takes two days to get to the fishing areas and we stay two-three days at each lake. We will be camping/RVing although Kamloops is a surprising large city with all of the usual amenities. Non-fishing wives are invited; Kamloops is a great place to shop! The Canadian dollar is still quite depressed; you will be surprised at the bargains!"

If you are interested in this trip, call Holmes at (916) 967-6709.

A Spring Day on the Rubicon *continued*

exceptional trout tossed the Prince. Standing there with his head cocked to one side, Ty seemed to sense the thumping in my chest, which never fails to occur when I've hooked a large trout in a small backcountry stream. "Just another long release, Ty." I do hope to see that fish again one day.

The morning passed quickly as we rock-hopped our way upstream to the "cliff hole," a marvelous lunch spot. Along the way, pocket water rainbows seemed suicidal in their attack on the now-bedraggled Humpty. At the cliff hole, the current flows into a deep, wide slot formed by opposing sheer moss-covered cliffs. Impossible to fish from below or either side and inaccessible except at its head, the only way around this pool is to climb over the cliff, while hanging onto trees and brush. The reward of getting to the other side, where virtually no one fishes because of this formidable obstacle, is worth the "don't-look-down" climb.

By now, a few mayflies and some caddis were out, along with an occasional Golden Stonefly. Laying lazily on the warm flat rock atop the cliff with my half eaten bagel and watching the bugs move, a young Goshawk caught my eye as it spiraled upward and out of sight on what I guessed was a warm upwelling from within the canyon. Mosquitoes soon forced me to my feet and back into my daypack for the scramble down the far side of the cliff and back to the water. Because I find spots such as this deeply mystical, I paused to absorb its striking beauty. Although the wild fish found in these environs are probably the main reason I haunt them, the reorienting sense of place and timelessness are soul food.

Part II of Bill Carnazzo's "A Spring Day on the Rubicon" will appear in the May edition of The Leader.

continued next page

Nevada City Anglers



417-C Broad St. Nevada City, CA 95959 (530) 478-9301

Hello fellow anglers!

Just wanted to thank you for your business; a full service shop like ours thrives only by your support. We're genuinely pleased to serve your every fly fishing need.

Jeremy Gray

Great Spring Buys!

- ◆ Complete rod/reel combos starting at \$149 with lifetime warranty.
- ◆ Wading packages for just \$139 with breathable waders and felt soled wading boots
- ◆ Beginning fly fishing classes just \$85 for 8 hours of instruction
- ◆ Fly tying classes just \$85 for four two hour sessions
- ◆ Rod building classes just \$85 for four two hour sessions
- ◆ Drift the Yuba river for steelhead and rainbows for 2 people just \$200 for a half-day
- ◆ Vests starting at \$29, reels at \$29, rods at \$99 breathable waders at \$99, wading staffs at \$20, plus hundreds of stocking stuffers-including a huge selection of books
- ◆ Beginning fly tying kits starting at \$59
- ◆ All Patagonia waders, boots, fleece, and capilene are all 20% off
- ◆ All neoprene waders are 20% off


We have gift certificates for any dollar amount as well! Call and we will send out your gift certificate today!

Goflyfishing.com

Announcements *continued*

How the River Flows

It is the time of year when river flows can dramatically affect our fishing. You can check the flows on many of our favorite rivers by going to the GBF Web site, www.gbflycasters.org. By clicking on "River Flow Information" you'll find handy links that take you directly to real time gauge information for a number of popular angling rivers. You will also find links to government sites with even more river information.



Jim McLennan to Speak at General Meeting Thursday, April 12

Jim McLennan is a native Albertan, born in Edmonton in 1953. He was one of the first guides on Alberta's Bow River, working the river from 1976-1982. From 1982 until the fall of 2000 he was co-owner of Country Pleasures, Calgary's oldest fly fishing store. McLennan has written two books. *Blue Ribbon Bow* was initially published in 1987 and was revised and updated in 1999. *Trout Streams of Alberta*, a national best-seller, was published in 1996 and received the Andy Russell Nature Writing Award. McLennan's writing and photography appears frequently in major outdoor magazines, including *Fly Fisherman*, *Northwest Fly Fishing*, and *Gray's Sporting Journal*. He is host of the television series "Iron Blue Fly Fishing," broadcast on the Outdoor Life Network, and is a frequent speaker at events sponsored by fly fishing clubs and conservation organizations. He lives with his wife, daughter and three bird dogs in Okotoks, Alberta.

Upcoming Activities

Casting Clinic

with John Hogg

Sunday, April 22

With tax season over, we can now get back to our proper priorities: fishing and casting. Will the weather cooperate? Who Knows. But if it does, limber up that rod and amble on over to John Hogg's pond Sunday, April 22 at 1 p.m. for a clinic focusing on distance casting. This clinic is open to all casting levels from novice to expert. If you need a rod, one can be checked out of the GBF library. We will also have one or two loaners available at the pond.

Directions to John's pond: proceed on Highway 80 toward Auburn. Take the Penryn exit, turn right at the stop sign, and go 3/4 mile to King Road. Turn left, and go about 3 miles until King Road dead ends into Auburn Folsom road. Turn left and go about 1 mile, then turn right on Newcastle Road. (This is also the turnoff for Rattlesnake Bar on Folsom lake.) Proceed about 1 mile to a Y in the road. Take the left fork, which is Rattlesnake Bar Road, following the sign to "Auburn." After 3/4 mile, turn left on Hayes Road. Go about 1/2 mile to 10101 Hayes and come up the driveway. Park on the grass between the driveway and pond.

Fly Fishing Basics

May 14 and 21

At this clinic you will learn how you can catch more fish and increase your enjoyment of the sport of fly fishing. "Fly Fishing Basics" will be a good foundation for our "on the river" clinic scheduled for Saturday, June 16.

The clinic will be held on two consecutive Monday evenings, May 14 and 21 from 6:30-9 p.m. at the clubhouse. All club members are invited to attend. The fee is \$15 and payable in advance. Signup at the April general meeting.

If you have questions about your tackle or other gear, bring your these items with you to the clinic.

continued next page


*Northern California's
premier fly-fishing outfitter.*

Expert

* Guides
walk-ins
& full day
float trips.

* Classes
tying & casting

* Clinics



Fine

* Rods
* Reels
* Flies
* Gear



We offer a full service fly shop with friendly, personal and experienced service. Come by our shop and let us professionally outfit you for your next fly fishing experience, or visit us online.

**13394 Lincoln Way Auburn, CA. 95603
(530) 823 - 6968 info@sierraflyfishers.com
www.sierraflyfishers.com**

A Spring Day on the Rubicon *continued*

Scrambling past the slick, mossy base of the cliff, Ty and I passed an abandoned miner's camp, strewn with litter. Canyon stream fishing occasionally includes encounters with miners and squatters. Most of these reclusive folk are friendly, such as the renowned "naked miner" of North Yuba River fame (but that's another story). However, some are not so congenial, and their dogs are never friendly. Wisdom dictates giving wide berth to those who appear unfriendly. Confrontation in the backcountry is risky and unwise.

Making a mental note to pick up what trash I could on the way out, I nodded to Ty, and we slipped easily through a stand of alders and down to the faint blackberry vine infested trail that follows the river upstream. Because the first half-mile does receive some angling pressure and poaching, I followed my usual plan and passed it by despite some fishy looking spots.

The early season flow was at normal stage, making wading in most areas tricky. Nevertheless, the water was clear and fishable along the edges, current seams, deep holes and pockets formed by large boulders. Standing back in the morning shadows, I rigged the four-piece 7 1/2 foot pack rod with a five-weight line and a leader tapered to 4X. This combination is ideal for spring fishing on this typical backcountry stream. Long rods are a hindrance and long casts are both unnecessary and generally impossible due to streamside vegetation. Roll casts are the norm, with occasional open areas where a sidearm shot is possible.

Spotting no visible rises and no bugs, I tied on a searching rig: a #14 yellow Humpy with a "dropper" tied to its bend sporting a #12 sparsely tied bead head Prince Nymph. The first pool, one of my favorites, is formed where a short cataract rolls out of a short, steep chute. The water enters in frothy foam, quickly spreading out over a deep, brooding hole. Since the pool's tail is always in the shadows, I always fish the tail first from behind a large rock below the lip, casting up and to the side so the flies drift naturally across the tail. The first fish, a scrappy 10-inch rainbow, took the Humpy hard just at the lip. Releasing it quickly, I moved up to the tail, crouched down and dropped the rig 15 feet ahead into the foam. The Humpy disappeared quickly after drifting only a couple of feet. I lifted the rod and felt the surge of a nice fish. Somewhere in the ensuing tussle, the

*continued page 23***Upcoming Activities** *continued***Topics to be covered:**

1. How much of that stuff in the catalogues do you really need?
2. Checklist of essential equipment
3. Choosing the right tackle
4. Learn from our mistakes; helpful hints
5. Rigging your tackle
6. Making sense out of all those fly patterns; choosing the best flies (no Latin required)
7. Fly fishing tactics to get you started catching fish
8. Recommended fishing locations and guides
9. Questions and answers

While the main focus of this clinic will be on trout fishing, the instructors will be happy to provide information on other types of fly fishing as time permits. We do not teach casting, so those interested in casting skills are encouraged to attend one of our Sunday casting clinics.

If you have questions about the clinic or have specific interests, please see Rob Ferroggiaro, Bill Carnazzo, or Sturmer White.

4th Annual Fly Fishing Clinic

North Yuba River Saturday, June 16

We'll be fishing a scenic section of the North Yuba above Downieville, approximately two hours from Roseville. This clinic is intended for beginners or those who don't yet consider themselves intermediate level anglers (whatever that means).

The clinic will be conducted by Bill Carnazzo, club member and fly fishing guide, who has decades of fly fishing experience and has extensive experience on this river. Experienced GBF "coaches" Rob Ferroggiaro and Sturmer White will assist. We'll start in the morning learning nymph-fishing tactics. After lunch we'll get pointers on dry fly fishing. Those who are interested usually meet in Downieville for pizza at the end of the day.

The tactics you learn will be applicable to other freestone rivers. The clinic is flexible so you can get as much or as little help as you want. There will be plenty of time for actual fishing, and we'll point out access points to keep in mind for future trips to this beautiful river. You can end the day on your own schedule.

continued page 15

Conservation Update

Northern California Council Federation of Fly Fishers (NCC/FFF)

by Rob Ferroggiaro

Lower Yuba River a Victim of Politics

In quick reaction to direction from Governor Davis, the State Water Resources Control board set aside hundreds of hours of expert testimony, days of evidentiary hearings, and months of analysis as it seriously weakened a plan which would have provided increased water flows for fish in the Lower Yuba River. The revised decision is seriously flawed in that it provides flows well below the level required for the fishery, delays any action for five years, and permits YCWA to receive waivers if they need water for other purposes. This decision has outraged those who have been working on this issue for over a decade. As a first step in response to the board's decision, NCC/FFF will be filing a motion for reconsideration. Stay tuned.

Lahontan Cutthroat Trout Restoration


As previously reported, the restoration plan for the Lahontan Cutthroat Trout (LCT) in the Truckee and East Walker Rivers is under revision. As of this update, USFWS has distributed the draft 2001 LCT Recovery Plan to the Nevada DOW and California DFG for peer review. It should be distributed to the public shortly with the public comment period to follow. While restoration action is already underway on the Truckee, the Walker River Recovery and Implementation Team (RIT) has just commenced work. Walker River recovery efforts are in the study phase and the RIT has not identified short term recovery efforts. In other words, anglers will not see changes to the multi-species fishery in the Walker River at this time. The RIT will schedule a day this Spring to present the results of their studies.

continued on next page



AMERICAN FLY FISHING CO.

Upgrade your rods & reels!
Trade in your old gear...



Visit us online at

www.americanfly.com

3523 Fair Oaks Blvd. • Sacramento (Fair Oaks & Watt)
(916) 483-1222 • (800) 410-1222


SAGE

Scott



G.Loomis
Where Technology and Performance Meet

ST. CROIX



Abdomen	Pheasant tail wound around shank
Rib	Fine gold wire
Thorax	Yellowish rabbit fur dubbed
Underwing	White antron yarn
Overwing	Blue dun CDC
Legs	Partridge
Head	Yellowish rabbit fur dubbed

Instructions

1. Tie in sparse brownish antron tail just above back of barb; fibers should be varied in length—not blunt, there being no blunt edges in the natural world.
2. Tie in 6 pheasant tail (PT) barbs by their tips at same spot as tail tied in. Now tie in ribbing material and move it out of the way.
3. Wind PT over rear 2/3 of hook shank to form abdomen; rib wire counterclockwise over abdomen and tie off.
4. Dub a small ball of yellowish rabbit at forward end of abdomen.
5. Take small portion of white antron and tie in just forward of rabbit ball, as under wing; shape it in form of “tent” wing with scissors. The wing should be no longer than the end of the body.
6. Now take 2 CDC feathers, and cut barbs from stem. Apply in successive small clumps as overwing to form nice thick wing. Trim same as, but slightly longer than the white antron underwing.
7. Using a small partridge feather, wrap a sparse set of legs soft-hackle style.
8. Now dub a head of the yellowish rabbit, whip finish, and admire the product.

See ya on the creek!

NCC/FFF Conservation Update *continued*

Klamath Mountains Province Steelhead ESA Listing Proposed

As the result of a lawsuit filed by NCC/FFF and other conservation groups, the National Marine Fisheries Service (NMFS) recently declared its intention to list steelhead in the Klamath Mountains Province ESU as “threatened” under the Endangered Species Act. The District Court had concluded that NMFS erred in relying on the expected effects of future conservation measures when making its original decision not to list. Steelhead in this is Evolutionarily Significant Unit (ESU) inhabit coastal river basins between the Elk River in Oregon and the Klamath River in California, inclusive.

The listing is not expected to have a significant impact on current angling opportunities in the near term. Of course the only long term ensurance of angling opportunities will come from recovery of steelhead in these and other listed rivers in California.

NCC/FFF Comments on PGE License

A tentative settlement has been submitted by PG&E which outlines the proposed conditions for the renewal of the FERC license for the Rock Creek/Cresta hydropower projects on the North Fork Feather River. The Council recently signed on to a comment letter expressing serious concerns regarding certain elements of the proposed settlement.

While the settlement includes a number of new flow and temperature conditions that should benefit fish, it also proposes to create conditions suitable for white water boating on a specified number of weekend days during the summer and fall when the river is normally at low flows. The Council believes that the upset to the river system due to these flows creates unacceptable potential risks to the health of the river and to the fish. These large flow fluctuations also will have a negative impact on the recreational experience and safety of anglers. A very short public comment period recently expired, but anyone concerned about the recreational summer/fall flows should write to the US Forest Service:

**Plumas National Forest
 Feather River Ranger District
 875 Mitchell Avenue
 Oroville, CA 95965 Attn: Mike Taylor**

For more information about these issues or about NCC/FFF contact Rob Ferroggiaro. The opinions expressed in this article are not necessarily the official views of GBF.

Conservation Corner

by David Baker

What's in a Name

There is no longer a Natomas East Main Drainage Canal; you may have noticed the newly christened Steelhead Creek near the Fry's Electronics Store, off I-80 Freeway. This year-round stream receives its water from South Placer County's Dry Creek, which then flows into the American River. Yes, there are some steelhead, but mostly salmon that use its headwaters for spawning. The United States government officially renamed the canal Steelhead Creek last month. There were some concerns about changing classification of a USGS map feature, but the photos, maps, and American River Parkway information swayed federal staff. State and federal officials said that the excellent groundwork by a number of local groups, including Dry Creek Conservancy, made the renaming project successful.

How Significant Is Urban Runoff

According to EPA estimates, as documented in a report entitled *Environmental Impacts of Stormwater Discharges (1992)*, urban areas are responsible for about 18 percent of impaired river miles, 34 percent of impaired lake acres, and 62 percent of impaired estuary square miles.

Creek Week Project

Dry Creek Watershed Clean-Up Day takes place Saturday, May 5 from 9 a.m. to noon, so mark your calendars. John Carroz (916-783-0802 or carroz@quiknet.com) volunteered to be our leader for this hands-on activity and will have more details at the April general meeting.

continued next page

Flytier's Corner

by Bill Carnazzo

Callibaetis Emerger Pattern

The callibaetis is a prolific, widespread mayfly species. While technically there are a variety of different forms of callibaetis, the flyfisher need only be concerned with coloration and size under most circumstances. During late February some years ago, I happened to be fishing where afternoon callibaetis hatches occur regularly. On that day, the nymphs were brown in color and about #14 in size. The fish were mostly nymphing (back/tail riseforms), but a few were picking off emergers or cripples on the surface. The emergers were less dark in color, and had a light colored thorax area. The pattern featured here suggests a generic emerger and/or cripple to enable the flyfisher to imitate most varieties of the callibaetis emerging insect. It should be fished on the surface or just under the surface film. It is based on a Rene' Harrop design but is significantly modified by me to meet my own needs. It also will work for other mayfly species hatches, with color/hue changes as appropriate.

Materials

Hook	Tiemco 900BL, or other standard dry fly hook
Thread	Brown 6/0 or 8/0
Tail	Brownish antron yarn

continued next page

FLY TYING SKILLS PROGRAM

*Sponsored by American Fly
Fishing Company*

*Pattern for April Program: Bill's Big Bad Black Stone
(featured in the March Leader)*

Don't be shy, submit a fly! Ask for a critique from a more experienced tier; it will ultimately increase your chances at catching fish--and winning certificates to help support your habit!

For the winner of each category, American Fly Fishing has generously donated the following prizes for each month's contest:

Beginner: \$15. Gift Certificate

Non-beginner: \$25 Gift Certificate

** The winner of the gift certificate in the non-beginner category will be determined by a drawing between those who have entered that specific contest.*

Winners for March:

Non-beginner: **Ron English**

Beginner: **Tom Berg**

Program rules:

- * judging will be during the meeting
- * best tied fly announced just before program, and name of tier featured in the next month's Leader
- * fly must be tied in accordance with instructions from the Leader (right or wrong, and irrespective of whether you find another version of the pattern in a book somewhere), in order to keep the playing field level. The judges need to make a choice based on a single pattern.
- * two categories: beginner and advanced. Anyone who has won the beginner category twice will have to compete in the advanced category from then on.

Conservation Corner *continued*

Cosumnes River Conservancy Trip

The purpose of this outing is to gain a little conservation knowledge, take part in a facility tour, and enjoy an informal free lunch (hosted by Granite Bay Flycasters). We plan to meet at 10 a.m. Saturday, May 26 at the Conservancy, located near Lodi. After lunch, we will spend the afternoon fishing on the Mokelumne River, below Comanche Dam. We will have more details on the afternoon fish out at the GBF general meeting in May. The Nature Conservancy, a group sponsored in part by the club, is working hard to improve this river as explained in the following article.

Strategies for Restoring Native Fish at the Cosumnes River Preserve

By

Keith Whitener, Fisheries Biologist

Implement strategies to restore the Cosumnes River Chinook salmon population

Activities include yearly carcass counts to estimate the number of salmon that return to the Cosumnes; work with landowners to improve riparian and bank habitats; partner on projects to improve fish passage (a recent completion of a box culvert at a road crossing has greatly improved salmon's ability to reach the spawning grounds and three more barriers are slated for improvement next summer); work with agencies (DFG, USFW, and NMFS) to coordinate restoration activities within the river; implement a water acquisition program that will help restore fall flows to the Cosumnes during migration periods; implement and coordinate research to determine baseline conditions for spawning habitat in order to seek gravel enhancement funding.

Determine the distribution and abundance of fishes throughout the Cosumnes watershed with emphasis on sustaining native populations while excluding non-natives

Activities include annual surveys of approximately 30 sites throughout the watershed; working with agencies to inform them of potential invasions by non-native species and implementing plans to eliminate their propagation; cooperate with upstream users to eliminate pollution and sediment sources.

Conservation Corner *continued*

Determine the seasonal and annual use of native fishes on Conservancy-created floodplains and educate peers to the importance of floodplains to native fish populations


Activities include comprehensive seasonal monitoring of all floodplain habitats on the Cosumnes River; complete various lab analyses that show the various benefits of floodplains in comparison to other habitats for native fishes (such as diet analyses that show fish on the floodplain eat much greater quantities of food than do fish in the river); attend various meetings and conferences detailing the success for native fish utilization that we have witnessed on the Cosumnes floodplains; produce a "blueprint" for timing of floodplain use by native fishes so that researchers working on dam controlled rivers might be able to use controlled releases to utilize restored floodplains.

Arno Dietzler
Licensed Guide
A few of the lakes and rivers Arno is equipped to guide:

- * *The Merced*
- * *The Sacramento*
- * *The Yuba*
- * *New Melones Lake*
- * *Oroville Lake*

Give Arno a Call and... hook up!

(916) 483-8711
dietzler@csus.edu



4th Annual Fly Fishing Clinic, North Yuba River *continued*

Fishing freestone streams requires a fair amount of walking, sometimes over irregularly shaped boulders. If this is a concern, please talk with us and we'll try to accommodate you.

Non-angling friends and family are also welcome to make the trip, since there is a lot to see and do in the area. While this is arranged as a day trip, over night accommodations of all types are available if you plan ahead.

You must have signed our club liability waiver form to participate. There is a \$20 fee payable in advance. To insure the effectiveness of the clinic, attendance will be limited to 15. Sign up at the next club general meeting or call Bill Carnazzo at (916) 663-2604.

**SPRING CREEK FLYCRAFT
AND GUIDE SERVICE**

Bill Carnazzo, Licensed Guide

622 South First Street
Dunsmuir, CA 96025
(530) 235-4048

2079 Country Hill Run
Newcastle, CA 95658
(916) 663-2604

- **Back Country Guide Service**
- **Upper Sacramento River**
- **Fly Tying Instruction**
- **Fly Casting Clinics**

Beating the Winter Blues *continued*

Take a close look at your rod. Clean and examine the ferrules. Check your guides for frayed wraps or rough spots where the line makes contact. Repair or replace the guides before you ruin another line. Clean your cork grip with a little cleanser on a damp cloth followed by a quick rinse. Go over the whole length of the rod with a damp cloth. You will be surprised how much gunk can be on it at the end of a season. Clean all your lines with a damp cloth and mild hand soap. Pull the line through the cloth repeatedly until it comes through clean. After cleaning, check the line for cracks, kinks, and damaged areas. Never dress modern PVC coated floating line with anything other than silicon treatment made especially for PCV coated lines. Mucillin, glide, and other wax- based treatments will make dirt adhere to the line and make them sink faster. Take the spool off your reel and clean the inside of your reel with hot soapy water and an old toothbrush. Use a reel lubricant on any moving parts. Cork-drag-reels need frequent lubrication to keep the cork from deteriorating. Use the manufacturer's recommended lubricant.

If you have a float tube, now is the time to look for leaks—not when you are in the middle of a lake. Fill a sink or bathtub with warm water and take the bladder out of your tube. Inflate the bladder and hold it under water and watch for air bubbles. Patch any leaks. Check the seams of the float tube cover. Check the straps on your fins. They are easily replaced *if* your fins are not on the bottom of the lake. Get leashes for them if you don't already have them.

Make a list and go to your local fly shop. Now is the time of year when you can get all your questions answered before shop personnel get really busy. Besides, now is the time of year when your local fly shop owner will be happiest to see you!

**A SPRING DAY ON THE RUBICON**

By

Bill Carnazzo

The pre-dawn drive from Auburn across the Foresthill Divide, down into the canyon of the Middle Fork American, helped shed the clutter of complexities from a week in the workplace. In the small kennel behind me, my hiking companion stirred as I turned onto the dirt track leading to the trailhead.

Parked at the trailhead with a half hour remaining before the first cold light of the morning, a final pull on the coffee thermos seemed in order while Ty pursued his canine business, busily sampling forest scents beyond human sensory capability. My now-caffeinated brain having assumed some semblance of order, my attention focused on my school-of-hard-knocks mental checklist. Pack rod, reel and line, and two boxes of flies accounted for; extra hiking socks, kerchief, hat, pack jacket and pants rolled up and stuffed to baseball size, first aid kit, bug dope, water, lunch and snacks all jammed into the old day pack while swatting down's first armada of mosquitoes. The fanny pack dredged from beneath the tools and other detritus is checked for split shot, nippers, floatant, forceps, extra leader, tippet and other essentials. Sunglasses and miniature camera—are they still in the top flap of the pack where I left them? Thankfully, they are. Now, where did I put the cooler with the day's end "reward" to remain in the car for Ty and me?

One last bootlace adjustment, car locked, pack shouldered and fanny pack attached, and with daylight having arrived together with a clear sky and a slightly chilly breeze, the trail beckons. This bluebird day was to be spent on the lower and heftier reaches of the Rubicon River where pocket water abounds, the wading is tricky but manageable, and rainbows to 16 inches can be found. The rocky, steep and narrow trail down from the Ralston Ridge Road hugs the dark and slippery canyon wall for the first quarter mile. Here and there patches of black ice on the stones forming the trail remind me that the season is young. Even at this relatively modest foothill elevation, winter's shadowy ghost still haunts the canyon at this early hour.

Kiene's fly shop

Sacramento's Leading Fly Fishing Outfitter!

- Full Service Fly Shop
- Largest Selection in Northern California
- Friendly and Knowledgeable Staff
- Complete Instructional/ Guiding Program
- Hosted Worldwide Travel
- Private Water Program

The staff at Kiene's would like to thank our friends at the Granite Bay Fly Casters for their continued support and friendships. We are committed to the continued growth and prosperity of GBF!

*** Kiene's Fly Shop Will Meet or Beat Any Price in the Sacramento Area!**

2654 Marconi Avenue, Sacramento CA 95821
916/486-9958 800/4000-FLY
e-mail: info@kiene.com

www.kiene.com

*certain restrictions may apply

April

Beating the Winter Blues by Getting Ready for Spring, Part II

by *Jeremy Gray*

In Part I of "Beating the Winter Blues..." Jeremy Gray gave us tips for getting gearing ready for trout season, starting with out boots and working up. This month we pick up with eyewear, moving into rods, flies, and other essentials of the sport.

Get those Polaroid glasses out and make sure they aren't scratched or that your prescription hasn't changed. Also get croakers or a leash for them; they will last a lot longer that way (you can't sit on them when they are hanging around your neck). Fishing without glasses isn't just tougher—it can be dangerous casting in the wind. A hat isn't just an eccentric fishing garment. It can protect you from skin cancer and help your polarized glasses work better. If you don't have one, get one with a dark color under the brim. This will help reduce glare. Speaking of skin protection, talk to some of the guys who wear sun gloves. They are comfortable and will help prevent those spots on the backs of your hands. Remember that when you are fishing, you are on the water with the back of your casting hand exposed all day long.

Go through your fly boxes. By the end of the season, there are as many nymphs in my boxes of dry flies as there are dry flies. When I switch flies from a nymph to a dry, I only get out my dry box and put the old nymph in the dry box and visa versa. You will be amazed by how much nicer your fly boxes will look when all the flies are sorted again. You can also see what you need to tie for next season. Throw away any rusty hooks. Either the eye or the point of the hook will break if a hook is rusty and better to do away with it now than after a fish has it stuck in his lip. If you are feeling ambitious, take the time to sharpen some of those hook points. It is mindless work that can be done while watching TV, and it can pay big dividends when it comes to fishing. I never bother to sharpen the hooks of new flies, but ones left in my box at the end of the season are prime candidates for a little filing.

continued next page