

THE LEADER

VOICE OF



September 1996

GRANITE BAY FLYCASTERS
P.O. Box 1107
Roseville, CA 95678-8107

Warren Schoenmann
7360 Tartanilla Circle
Citrus Heights, CA 95621

GIJK RATE
U.S. POSTAGE
PAID
ROSEVILLE, CA
PERMIT NO. 713

GRANITE BAY FLYCASTERS

P.O. Box 1107
Roseville, CA 95678

OFFICERS

President	Wayne Dahl	726-1584
Vice President	Kim Roccoforte	642-2929
Secretary	Danielle Hickman	499-4883
Treasurer	Greg Rowe	791-0787

DIRECTORS

Through 1996	Paul Roccoforte	642-2929
Through 1996	Terry Burkes	967-3033
Through 1997	Robert Tamson	967-3317
Through 1997	Vern Stubbs	663-2801
Through 1998	Terry Eggleston	331-5258
Through 1998	John Hogg	823-9744
At Large	Tom Kliefelter	363-6634
Past President	Michael Wasserman	677-7189

COMMITTEES

Annual Dinner	Rich Brown	797-0309
Bear River Project	Jim Coleman	885-4128
Casting	John Hogg	440-8267
Casting Pond Project	John Hogg	440-8267
Conservation	Joe Bania	677-4263
Editor	Bruce Bartholomew	983-7719
Salmon & Steelhead	Rick Radoff &	624-2107
Education Program	Frank Stolten	725-6894
GBF Guidebook	Norm Rossignol	363-6435
Fishmaster	Paul Roccoforte	642-2929
Fly Tying	Bill Carnazzo	663-2604
GBF Home Page	Brian Staab	983-1674
Golden Trout	Vern Stubbs &	663-2801
	Steve Bertrand	369-8809
Historian	Warren Schoenmann	725-2542
Librarian	Danielle Hickman	961-1664
New Member Hot-Line	Paul Roccoforte	642-2929
Programs	Robert Tamson	967-3317
Public Relations	Frank Stolten	725-6894
Raffle	Terry Eggleston	331-5258
Refreshments	Terry Wasserman	677-7189
Youth Counselors	Jeanne & Ron English	667-7169

Calendar of Events

Including Fly of the Month

September

2	Parachute Adams
7	Labor Day
7-8	NCC/FFF Quaterly Meeting - Joe Bania
12	Fishout - Fannon Lake
14-15	7:30 PM General Meeting
19	Fishout - East Sierra
20-22	7:00 PM Board Meeting
28-29	NCC/FFF Conclave - Kings Beach
	Bear River Work Day
	10:00AM - 2PM Fly Rod Evaluation Clinic - Clubhouse - John Hogg

October

10	7:30 PM General Meeting
12-13	Fishout - Upper Sacramento
17	7:00 PM Board Meeting
19-20	Bear River Work Day
26	9:00AM Open House/Chili Cookoff
27	Daylight Savings Time Ends-set clocks back
31	Halloween-Dress up as a flyfisher and go trick or treating!

November

2	Rod Building - Clubhouse - John Hogg
3	Election Day!
9-10	Bear River Work Day
14	7:30 PM General Meeting
16	Fishout
18	Fly Tying Clinic, Intermediate - Bill Carnazzo
21	7:00 PM Board Meeting
23	Rod Building - Clubhouse - John Hogg
25	Fly Tying Clinic, Intermediate - Bill Carnazzo
28	Thanksgiving
30	Rod Building - Clubhouse - John Hogg

PRESIDENTS MESSAGE

Wow! I just came back from another workday at the Bear River Restoration Project. **Jim Coleman** never ceases to amaze me. We made another major step forward. On Saturday they were able to install the first dam/weir. I only call it that because that's what it looks like. Jim probably has a better name. On Sunday we were able to place another large section of logs to narrow the channel above this new dam/weir. Two of us were up there fishing this area at 6:00 AM Sunday morning. Of course "they were really hitting last night". Ever hear that before? Even if I didn't get any I know they are coming back and they really did get in some good fishing Saturday evening. It's working well already. Wait till we finish.

That brings up the next subject - we need to see more of you all up there at least once this year. We have two more weekends planned this year before the weather sends us home. Try to make at least one day of one of these. We'll all appreciate it and you'll feel good about it. Remember, its not all back breaking work. Jim can find something for everyone.

By the time you read this, I'm sure you will already have signed up for the NCCFFF Conclave in North Tahoe. If not you missed the chance for the early bird raffle. Don't let that stop you though - you can still come and get in on the other 99% of the weekend. It's a great chance to learn a lot about fly fishing and meet many many experts in the field. I'll be looking for you all there.

I'm still looking for some dependable sole to take over the "merchandising". This is an interesting task that will not take up a lot of time. It's also a great way to meet more of the people in the club. Remember, the more you put into the club the more rewards you harvest. Give me a ring if you think you can help out and we'll discuss the details.

Vern Stubbs is also looking for a partner for the Golden Trout Program chairmanship. **Steve Bertrand** has resigned from his duties here because

..... WE ALSO BUY & SELL QUALITY USED TACKLE! CHECK US OUT!

AMERICAN FLY FISHING CO.
GREAT PRICES!  **CHECK US OUT!**

SEPTEMBER SPECIALS!

NEOPRENE WADERS — We will not be undersold!
Men's, Women's, and Children's sizes are available from **\$49.88**
The largest selection — the best prices. 5 models of boots from **\$29.**

FLOAT TUBES —The largest selection in Sacramento!

FLY RODS—We have the best selling fly rods in town! 8' 4 wt. 4pc. **\$179.**
9' 5/6 wt. 4pc. **\$179.** 9' 7/8 wt. 4pc. **\$189.** 9' 9 wt. 4pc. **\$199.**
IM6 material. Includes case and sock. Unconditionally guaranteed!
These rods will outcast rods that cost twice the price!

• CLASSES & CLINICS •

We make fly fishing fun, easy and affordable!

BEGINNING CASTING
Saturdays 8 - 10 am—\$19.95 (2 hours)
Sept. 7 and 21 - Oct. 5 and 19 - Nov. 2 and 16

INTRODUCTION TO FLY FISHING
Includes on the water lesson— \$29.95 (4 hours)
Sept. 14 and 28 - Oct. 12 and 26 - Nov. 2 and 16

ALL-DAY STEELHEAD CLINIC
On the water with instructor—\$15.00 • Sept. 21 - Oct. 19 - Nov. 16

ROD BUILDING
Sat. 1-4pm - \$19.95 (3 hours)
Sept. 14 and 28 - Oct. 12 & 26 - Nov. 9 & 23

INTRO FLY TYING CLASS
3 sessions: Wed. 6-10pm - \$39.95 (12 hours)
Sept. 25, Oct. 2 & 9 and Oct. 23, 30 & Nov. 6

• SPECIAL EVENTS •

Special Guest Instructors including **ANNETTE LILY RUSS** (women only classes), **KEN HANLEY** (writer and guide), **RON HART** (tyer and guide) , and **ANDY BURKE** (writer and master tyer) will conduct seminars at our store. Call for times and reservations.

▶ 3523 Fair Oaks Blvd. • Sacramento, CA • (916) 483-1222 ◀

he's moving on. I understand he's planning on fishing his way around the country until he finds the "right place" Steve, you really know how to look for a new home. Good Luck! We'll miss you and thanks a lot for your contributions over the past few years.

This club would like to congratulate Ned Long on winning the Buz Buszek Memorial Award. The Buz Buszek Memorial Award is presented annually by the Federation of Fly Fishers to a fly tier who has made significant contributions to the art of fly tying, particularly by sharing knowledge through teaching or publication. Ned lives in the Lake Tahoe area and is frequently seen tying at different events.

Once More - How about planning a work day at the Bear River Project and then - - - - Lets go Fishin!!!

Wayne Dahl
President

San Joaquin rivers, where fish ladders are in place but salmon and trout are harmed by insufficient water flows and habitat damage.

The federal action could prompt the Wilson administration to implement a recently completed steelhead restoration plan that has been under development for years.

Some new reports were just published which I haven't yet received. I'll keep you posted.



Basix
Computers
916 621-1222



Financing
Available

A Better School System
for Your Kids.

Call Dusty!

POWERFUL BASIX PENTIUM OR 486 MULTIMEDIA SYSTEM AND SOFTWARE
CD-ROM DRIVE RUNS TODAY'S MOST EDUCATIONAL & EXCITING PROGRAMS

ON-LINE READY FOR INTERNET RESEARCH & E-MAIL WITH TEACHERS
EASILY EXPANDABLE—SYSTEMS CAN GROW AS STUDENT'S NEEDS GROW

Complete System, Including Color HP Printer

Pentium 100: \$1995.00

486 120 MHz: \$1750.00

Wayne Eng
Licensed Fly Fishing Guide

Cabin for rent. Sleeps up to six people
Call for river conditions

(916) 235-4018

5356 River Avenue
Dunsmuir, CA 96025

RONALD L. OTTO, D.D.S., M.S.
Diplomate American Board of Orthodontics

A Professional Corporation

Orthodontics for Children and Adults

125-B Ascot Drive
Roseville, CA 95661
Telephone (916) 786-2442



Conservation Report

by
joe bania

How do you check a rod to see if the spine is properly aligned? It's an operation that is simple to demonstrate and teach, but difficult to describe in words. Catch me at the next meeting, and I will give you a demo.

Oh, by the way, is it spine or spline? While both are commonly used, spine is the word for backbone, which we are effectively describing - while Webster says that a spline is a projection on a shaft that fits into a corresponding slot of another shaft, to enable both to rotate together.



ALL PETS BOARDING

♥ Individual T.L.C. ♥

652-3687

P.U. & Delivery
Long Grassy Kennels
Licensed



Morris & Louise Daggett
3994 Del Mar Ave.
Loomis, CA 95650

1-800-ASK FISH (a.k.a. 1-800-275-3474)

Do you want fishing forecast information? How about information regarding freshwater and saltwater fishing locations? Boat launch locations? What's new in sport fishing? These are a few of the subjects that are currently included on the Sportfishing Promotion Council's hotline. California is the newest of 17 states participating on this hotline, and several other states will be added shortly.

California Department of Fish and Game personnel update our state's information on a regular basis and expect to have a greater variety of information as more people become involved. Give the hotline a call and see if it addresses your interests. If it doesn't, but you feel it should, call 1-800-929-9557 between 8 a.m. and 5 p.m. weekdays to offer your suggestions. This hotline will be most effective only with cooperation between the users and the providers.

Free Fishing Day - Saturday, September 28

Twice a year the Department of Fish and Game sets aside a free fishing day in June and September. No license is required but all other rules and regulation must be followed. So why not take a friend or a child fishing and practice catch and release September 28! Enjoy the great outdoors.


Special Opportunity for Women

Speaking of the great outdoors, the California Department of Fish and Game offers a special workshop for women entitled "BECOMING AN OUTDOORS WOMAN." The workshop is playing to full houses and rave reviews, and it will be repeated September 20-22 at the University of the Pacific's Feather River Inn at Blairsden in Plumas County. This is the fifth Outdoors Woman workshop to be held in California. All in the past have had exceptionally high marks from participants and have had had capacity enrollments. The most recent was held at Rancho Alegre Boy Scout Camp at Lake Cachuma in Santa Barbara County in April. "it's a low-cost, high energy, packed weekend workshop for 100 women who dare to find out what they've been missing all these years, says Sandra Wolfe, the DFG Program Coordinator.



RE/MAX
Superstar

Robert J. Tamson
OWNER/MANAGER



The Flyfishing Realtor

OFFICE (916) 967-3033 • FAX (916) 974-3935
4126 Manzanita Avenue, Suite 400 Carmichael, California 95608

Backcasts Is it Spine or Spine John Hogg

In June I visited the Green River at Flaming Gorge, Utah (on business of course), and that's when Good Ol' Ed, famous guide, offered to sell one of our party a custom wrapped Sage rod that a previous client had given him in payment for a trip. We all went over to Ed's place to look at the rod. The asking price was only \$100 for the 9 foot, three weight, and cosmetically, the rod was nicely finished, with forest green wraps. But in the course of examination, one of us spined the rod, only to find much to our surprise, especially Ed's, that the rod guides were not in fact properly aligned to the rod's spine. What a pail of cold water that was in the face of this sale!

The spine of a rod is actually created by the length running overlapped seam of graphite cloth that is wrapped on a steel mandrel to give the blank its size and taper. The overlap becomes the spine of the rod as the wall of the finished blank is slightly thicker along the length of the blank.

A rod wants to bend more naturally along the plane that includes the spine, that is, directly toward it or directly opposite and away from it. Thus, it is important, especially in the case of a flyrod where casting is the primary function of the rod, to ensure that the spine is aligned to the plane of the fore and back casts.

A rod builder, knowing the spine characteristic of a rod, acknowledges it by placing the rod's line guides either directly on the spine, or 180 degrees opposite the spine. In the case of a flyrod, the builder will mount the guides on the spine to enhance casting performance, and opposite to the spine to enhance fish fighting performance.

When rod guides are not aligned to the spine, the rod has a tendency to twist toward its spinal plane during casting. This effect will be subtly shown in extra curves or wrinkles put into the line as it is cast. The end result is a loss of casting distance, and more effort needed by the caster to counter this twisting effect. Over a long day of fishing, and with a heavier weight rod, the sum effect can be substantially more work and effort for an already tired caster.

The \$175 fee pays for lodging, meals, and an array of outdoor classes including archery, fly fishing (Marie Stull, one of our club's past presidents, was an instructor for this program until she moved to Montana), firearms safety, shooting, hunting, camping, map and compass use, and outdoor survival. These hands-on courses are taught by expert instructors in the field.

To get more information call Sandie Martinez at (916) 653-6194, Carol Murata at 653-0924, or Sandra Wolfe at 653-9388.

Steelhead Trout Nominated for Endangered List

Steelhead trout, the mighty sea-running fish beloved by anglers, was recently nominated by the federal government for protection as an endangered and threatened species throughout California and most of the West Coast.

Steelhead from Los Angeles County to the Russian River and in the Central Valley are hovering close to extinction and should be listed as endangered, according to the National Marine Fisheries Service's proposal. Famed fisheries to the north—including the Trinity and Klamath rivers, most of the Pacific Northwest's Columbia River and Idaho's Snake River—also were proposed for endangered or threatened status.

A symbol of the West's swift and powerful coastal streams, steelhead are rainbow trout that migrate to the ocean like salmon. Upon maturity, they battle their way upstream, returning to their birthplace to spawn, and unlike their salmon cousins, they are often strong enough to make the journey again.

Yet steelhead have not been hardy enough to survive their biggest obstacle—the damming and development of rivers. Mirroring the fate of most varieties of salmon, about 90% of the sea trout south of Canada have vanished. In southern California, where fewer than 500 still spawn, 99% are gone.

Federal officials stressed that a listing decision does not mean they will hand down prescriptions to the state or local water agencies. Instead, they said, it means a partnership. One of the biggest challenges for recovery is in Oregon and Washington where massive hydropower plants have contributed to the depletion of salmon and trout. Recovery could also prove difficult on northern California streams damaged by timber harvesting and mining, and along the inland Sacramento, American and

FLYTYING CONTEST


Pattern for September Contest: Parachute Adams, featured in August Leader.

Contest rules: Don't be reluctant to submit your entry. Ask for a critique if you want help, or what the winning fly has that yours does not.

- + judging will be during the meeting
- + winner announced just before program
- + winner gets a new fly box
- + each entrant gets free ticket on which name and phone number are printed
- + tickets are deposited in a sealed box each meeting
- + drawing held at annual picnic
- + winner gets \$100 gift certificate at fly shop of choice
- + fly must be tied in accordance with instructions from the Leader (right or wrong, and irrespective of whether you find another version of the pattern in a book somewhere), in order to keep the playing field level. The judges need to make a choice based on a single pattern.

+ there are two classes: (i) those who have won the contest three or more times, and those who are acknowledged experienced tyers; and (ii) those who have not won more than three times. Separate boards and separate prizes are provided for each group.

Get those flies in the contest!!! The \$100 gift certificate is there for the taking...who couldn't use that??



FLYTYER'S CORNER

BY

BILL CARNAZZO

September, 1996

South First Special

The South First Special takes its name from a street in Dunsmuir, adjacent to the Upper Sacramento River. Those of you who know where Fred Gordon and Ron Rabun reside know the area. The fly itself is an adaptation of a fly which appeared in the Orvis newspaper a couple of months ago. A few changes to the pattern, and "presto", a very effective Upper Sacramento River fly. Because it fished so well at South First Street, and places downstream, I decided to name it accordingly. Its beauty lies in its simplicity--being a simple man, I believe in such things. It fishes well as the point fly, or as the dropper fly; sneaky anglers might fish one on the dropper, and another on the point!!

Materials

Hook:	Tiemco 100; Mustad 3906B; or similar hook.#12-16
Thread:	Brown 6/0 or 8/0
Weight	5 wraps lead or substitute, at thorax position
Tail	Pheasant tail fibers
Rib	Gold or copper wire (fine)
Body	Pheasant tail
Thorax	Peacock herl
Hackle	Partridge
Head	Gold or copper solid bead



Instructions

1. Place bead on hook; then mount thread at eye and wrap a small head to close hook eye and provide cushion for bead. Tie off, and re-mount thread behind bead.
2. Cover hook with thread, and wrap weight at thorax area; five wraps is sufficient.
3. Take 4 or 5 pheasant tail fibers and tie on a tail equal to shank length; don't trim the butts, as they will be wrapped as body.
4. Tie on rib material and move it out of the way.
5. Take butts of pheasant tail and twist them together a couple of times; now wrap them forward as a body, to about 1/3 shank length behind the eye, and tie off.
6. Reverse wrap the rib and tie it off at the same place.
7. Take 2 or 3 strands of peacock herl and tie them on where you ended the pheasant tail body; wrap several times to back of bead and tie off.
8. Take a small partridge back feather and stroke back the fibers after wetting fingers; this will leave a small tip at the point of the feather. Tie in this small tip just behind the bead, and take one or two wraps of the hackle, "soft hackle" style. Tie off and whip finish. Slick, eh??

See ya on the creek!!!

Wayne B. Dahl
Marketing Representative

John Hancock Mutual Life
Insurance Company
Sacramento-Wolf
General Agency
2180 Harvard Street
Suite 265
Sacramento, California 95815
Bus.: (916) 921-6000
Fax: (916) 567-8111
Res.: (916) 726-1584



WORLDWIDE SPONSOR

John Hancock

Boston, MA 02117


KIENE'S FLY SHOP

"Largest Inventory In The Sacramento Area"

We feature the most complete selection of fly fishing and fly tying equipment ever assembled in the Sacramento area.

Classes featuring fly tying, fly casting, rod building, and entomology.

Travel with us to Alaska, Argentina, Baja, Belize, B.C., Christmas Island, New Zealand and more.



2654 Marconi Ave. Sacramento, Ca. 95821 ph. 486-9958

If you are lucky you will witness some good hatches when dries will produce. Many of the flies used in B.C. are "no-names" developed locally. The following "names" are productive.

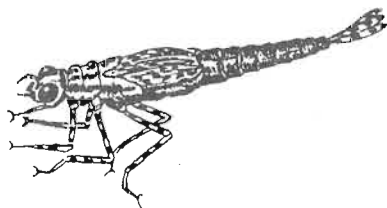
Carey Special	Doc Spratley	'52 Buick
Woolly Bugger	Half-back	Full-back
Nelson Caddis	Red Butt	Egg-sucking leach
Chironomids	Bloodworm	Stimulator
Humpy	Parachute Adams	Tom Thumb
John Deximer Sedge	Shrimp	Flying Ant
Knouff Lake Special	Werner Shrimp	Muddler

Recommended reading:


The Gilly by Alfred Davy

Best of BC Lake Fishing by Karl Bruker

From Ice-Off to Ice-On by Mo Bradley (also video and fly-tying instructions)



UPPER SAC!
GREAT TROUT
ON THE FLY!



FLY FISH THE SCENIC UPPER SACRAMENTO RIVER DUNSMUIR, CA
30 MILES OF CATCH N' RELEASE WATERS

CALL 1-800-FLY-FSIIN
 TOLL-FREE RECORDED REPORTS
 TRADITIONAL TED FAY METHOD
 UP-STREAM NYMPHING CLINICS
 18 YEARS UPPER SAC EXPERIENCE

RON RABUN, LICENSED GUIDE
 The Big Ed Fish Society

The North Yuba: A Lesson in Dying a Slow and Painful Death

This article is about recreational and commercial mining in trout streams, and the terrible effects it is having on a once-viable trout stream. The views and opinions expressed are mine.

To begin with, the North Yuba River (only certain portions) has been nominated for "wild and scenic" status under the federal Wild and Scenic Rivers law. This is the good news; the "bad" news is that the U.S.F.S., in one of its painfully obvious concessions to mining, logging and other special interests, has refused to nominate certain important tributaries of this great river for that same status--the Downie River, Empire Creek, Lavezzola Creek, & Pauley Creek.

We all know that the U.S.F.S. (like the former state Department of Agriculture) is a coopted agency--i.e., it considers its main mission to be the fostering of certain industries who are, shall we say, less than environmentally friendly. Let's face it, folks, mining in trout streams, and logging in their immediate vicinity, are fundamentally incompatible with maintenance of a viable fishery. And so, we are blessed with yet another plainly wrong, plainly political federal decision by an agency mired in conflicts of interest.

Recent experience with miners on the North Yuba, with which I am as familiar as the back of my hand, having fished it consistently and regularly for so many years, confirms all of this. While fishing our way up a favorite stretch in the special regulation section above Lady's Canyon Creek, Judy and I approached a lovely set of runs, riffles and deep pools, all of which have yielded nice browns and rainbows in the past. We were astounded at the clutter, mining paraphernalia, trash, and equipment (both working and discarded) which clogged the banks and the river bed. Here are a few of the other "surprises" we were confronted with on this single day:

- * a large miner's rope stretched across and actually in the river, from bank to bank, and located smack in the middle of the best run in the entire stretch.

- * a side channel of the stream which had actually been diverted from its natural course and entirely closed off by a miner using heavy equipment.

- * evidence of poaching in the form of worm containers, lures with treble hooks, salmon egg jars.

In regard to wing length: the original length of wing was about 1 1/2 to 2 hook gaps behind hook bend and the fly was originally tied with a full but slender mallard breast feather on each side of the hook with jungle cock cheeks. This dressing is still to be found in some pattern books and is especially true of the atlantic salmon version tied on TUE hooks. As far as I know, the pattern has not been used or modified for steel head. I have caught Rogue River half-pounders on the trout version shown here.

If tying the fly in small sizes (8-14) for a dry caddis imitation (and it's a good one) I suggest wing lengths of no more than 1/2 hook gap behind bend. If tying it as a streamer to be fished primarily wet and in the larger sizes (4-8) to stimulate a bait fish, try a wing length of 1 1/4 to 1 1/2 hook gap behind bend. Adding Krystal Flash to the under wing appears to please trout. Allow this to protrude slightly beyond upper-wing.

There have been many variations of this fly. One I have found very effective is the "Red Gill Hornberg." Merely add a few wraps of blood red leech yarn (sparse) or red chenille at the gill position prior to tying in the under wing. The color of this may be varied depending upon egg sac color of alevin, or predominant color of other baby fish that you wish to simulate.

Hook: Mustad ~672, Partridge D4A, TMC 5263 or other 3X or 4X long, medium wire

Thread: Black or brown Nymo


Body: Flat silver tinsel ribbed with oval silver tinsel. Coat with head cement

Under-Wing: Sparse bright yellow hackle fibers and 1 or 2 yellow Krystal Flash strands.

Over-Wing: Mallard flank tied in tent style over and enfolding under-wing

Hackle: Grizzly, dry fly grade, three or four turns and 1 1/4 hook gap size

*From the FFF Newsletter Story File



From the Editor's Desk

Bruce Bartholomew

The cutoff for the October Leader will be Sunday, September 22. Please submit any articles or advertisements you have by that date. If you have any questions about submitting information give me a call at 983-7719.

Programs

Our program chairman has lined up a mystery speaker for us this month. Come on down to the clubhouse and see who he has lined up for us. It's sure to be a great program, as always.



4310 DUNSMUIR AVENUE
DUNSMUIR, CA 96025

(SHOP) (916) 235-2969

Ted Fay Fly Shop

Guide Service
Fly Fishing Instruction

LOCATED AT THE GARDEN MOTEL
235-4805

JOE KIMSEY
(916) 235-2872 HOME