

THE LEADER

VOICE OF

GRANITE BAY
Flycasters

JULY 1996

GRANITE BAY FLYCASTERS
P.O. Box 1107
Roseville, CA 95678-8107

Warren Schoenmann
7360 Tartanilla Circle
Citrus Heights, CA 95621

BULK RATE
U.S. POSTAGE
PAID
ROSEVILLE, CA
PERMIT NO. 713

GRANITE BAY FLYCASTERS

P.O. Box 1107
Roseville, CA 95678

OFFICERS

President	Wayne Dahl	726-1584
Vice President	Kim Roccoforte	642-2929
Secretary	Danielle Hickman	961-1664
Treasurer	Greg Rowe	791-0787

DIRECTORS

Through 1996	Paul Roccoforte	642-2929
Through 1996	Terry Burkes	363-7990
Through 1997	Robert Tamson	967-3317
Through 1997	Vern Stubbs	663-2801
Through 1998	Terry Eggleston	331-5258
Through 1998	John Hogg	823-9744
At Large	Tom Klinefelter	363-6634
Past President	Michael Wasserman	677-7189

COMMITTEES

Annual Dinner	Rich Brown	797-0309
Bear River Project	Jim Coleman	885-4128
Casting	John Hogg	440-8267
Casting Pond Project	John Hogg	440-8267
Conservation	Joe Bania	677-4263
Editor	Bruce Bartholomew	983-7719
Salmon & Steelhead	Rick Radoff &	624-2107
Education Program	Frank Stolten	725-6894
Fishing Reports	Norm Rossignol	363-6435
Fishmaster	Paul Roccoforte	642-2929
Fly Tying	Bill Carnazzo	663-2604
GBF Home Page	Brian Staab	983-1674
Golden Trout	Vern Stubbs &	663-2801
	Steve Bertrand	369-8809
Historian	Warren Schoenmann	725-2542
Librarian	Danielle Hickman	961-1664
New Member Hot-Line	Paul Roccoforte	642-2929
Programs	Robert Tamson	967-3317
Public Relations	Frank Stolten	725-6894
Raffle	Terry Eggleston	331-5258
Refreshments	Terry Wasserman	677-7189
Youth Counselors	Jeanne & Ron English	667-7169

Calendar of Events Including Fly of the Month

July

4	Bird's Stonefly
11	Independence Day
13-14	7:30 PM General Meeting
	Fishout - Rucker Lake - Kim and Paul Roccoforte
18	7:00 PM Board Meeting
20-21	Bear River Work Day

August

8	7:30 PM General Meeting
10	Fishout - Truckee River
15	7:00 PM Board Meeting
16	6:30 PM Youth Meeting
17-18	Bear River Work Day

September

2	Labor Day
7	NCC/FFF Quaterly Meeting - Joe Bania
12	7:30 PM General Meeting
14-15	Fishout - East Sierra
19	7:00 PM Board Meeting
20-22	NCC/FFF Conclave - Kings Beach
	6:30 PM Youth Meeting
28-29	Bear River Work Day
	10:00AM - 2PM Fly Rod Evaluation Clinic - Clubhouse - John Hogg

Presidents Message

AMERICAN FLY FISHING CO.



TRY A **SCOTT** OR **WINSTON** FLY ROD
AND RECEIVE A **FREE FLY BOX** WITH
THREE TROUT FLIES!

Scott

We have the largest selection of **SCOTT** fly rods of any dealer in California! These are the finest fishing rods you can buy. We have over 21 models in stock for immediate delivery.

WINSTON

We are one of **WINSTON'S** largest dealers. These classic fly rods are sure to impress you with their super smooth action. Try the powerful new LT blanks.

FLY RODS — WE HAVE THE BEST SELLING FLY ROD IN TOWN!

9' 5/6 4pc. \$179. 9' 7/8 4pc. \$189. IM6 material. Includes case & sock. Unconditionally guaranteed for life & will outcast rods that cost twice the price.

NEOPRENE WADERS — WE WILL NOT BE UNDERSOLD!

Men's, Women's, and Children's sizes are available from \$49.88. The largest selection and the best prices. 5 models of boots from just \$29.

FLOAT TUBES — LARGEST SELECTION IN SACRAMENTO!

FLY SELECTION — WE HAVE THE BEST SELECTION OF FLIES EVER!

All flies are tied on Tiemco hooks & most are locally tied, not imported!

TRAVEL!

LORETO — July 22-26 or Aug. 10-23

BELIZE — Oct. 12-19

ALASKA FLOAT TRIP — July 22-28

ALASKA KARLUK RIVER — Sept. 8-14

TRINITY RIVER/LEWISTON LAKE DRIFT TRIP

MONTANA—We know guides, lodges and drift trips to plan for you!

CALIFORNIA—Let us arrange a local vacation: lodges & great guides!

**FREE EQUIPMENT
TUNE-UP: WE'LL CLEAN
YOUR LINES, CHECK
KNOTS AND PUT ON
NEW LEADER!**

► 3523 Fair Oaks Blvd. • Sacramento, CA • (916) 483-1222 ◀

.... WE ALSO BUY & SELL QUALITY USED TACKLE! CHECK US OUT

This is the time to get your shovels, lopes and chain saws out, put on your gloves and waders and join us at Bear River. Doesn't sound like rainbows are in the offing does it? Well they tell me that preparing for something and getting the accouterments together is more than half the fun and this is no exception to that rule. Ask Jim Coleman or any of the other club members that have been up there on a workday and they will tell you it is a very rewarding day. You can even fish a little after the work's done. Best part - the more we do here the better the fishing gets. Come on up and pitch in - you won't regret it

I hear the fishing is picking up all over. We had a group of GBFers traveling through British Columbia for the last month, so I'm sure we'll have some good stories to hear from that trip. The one fly contest was a success again even though there weren't a lot of fish caught. I hear that our past president came home one of the big winners. Way to go Mike. It must have been the rod and reel that did the trip.

Our conservation chair, Joe Bania, and our Vice President, Kim Roccoforte, have been busy this month so they have some very interesting items to bring up at our next general meeting. Joe had to make the big sacrifice and attend a meeting over on the eastern slope, but I'm sure he didn't waste any time fishing while he was there.

John Hogg has volunteered to spear head the casting pond construction and will probably be looking for some assistance here in the next few weeks. Lets pitch in and help him out - having our own world class casting ponds will be wonderful for the club and its members.

Enough of that, the weather is great, the water is up, the fish are biting - what are we waiting for.

Lets go Fishing
Wayne Dahl
President

JULY MEETING SPEAKER

**by Robert Tamson
Programs Chairman**

I thought it might be about time for a change of pace for our next program, I'm not really sure how many of us can sit through another slide show...In fact, we're not even going to have a speaker or a slide show this month!

Here's the plan, I've invited the guys from *American Flyfishing Company* to do a little fly tying, professional rod building, and also bring their videos on world-wide fly fishing travel!

Included in this extravaganza will be: Gary Eblin running the travel tapes and VCR. Mike Searcy and Rick Fox demonstrating their rod building skills. Also, creating their new and exciting patterns at the fly tying vises will be Dave Schaffer, Brett Drury, and Al Bunch.

By the way, if anyone else would like to show off their skills with any of the above, please feel free to bring your gear and have at it!

This will be a great time!! See you there!!

Wayne Eng Licensed Fly Fishing Guide

Cabin for rent. Sleeps up to six people
Call for river conditions

(916) 235-4018

5356 River Avenue
Dunsmuir, CA 96025

July Fishout is to Rucker Lake

Kim Roccforte

The second annual Rucker Lake fishout will be July 13 and 14. This mountain lakes provides a scenic rustic camp spot with prolific bass. This is a great fishout for socializing around the campfire and is great for beginners! The lake is very near Fuller Lake off Highway 20, but it's not easy to find. Last year many club members asked for a map after the fishout because they could not find the lake on their own. Make sure that you pick up a map at the July general meeting. I promise to update it so that nobody gets lost (at least not due to my directions!). We'll see you at Rucker!

From the Editor's Desk

Bruce Bartholomew

When putting the Leader together every month I have to reformat articles submitted for the Leader. In some cases I make minor changes to submissions. Any spelling and grammatical errors are due to my editorial skills and the failure of my computer to automatically correct my errors. I'm still trying to teach it how to spell. My apologies for any errors in past and future issues of the Leader.

Speaking of computers check out Dusty's ad for Basix Computers. He put together one heck of a system for me at a reasonable price. Now if I could just remember to always run the spell checker. Support our advertisers!

Youth Meeting

The Youth Meeting for July is canceled. The next meeting will be in August.

4310 DUNSMUIR AVENUE
DUNSMUIR, CA 96025

(SHOP) (916) 235-2969

Ted Fay Fly Shop

Guide Service
Fly Fishing Instruction
LOCATED AT THE GARDEN MOTEL
235-4805

JOE KIMSEY
(916) 235-2872 HOME

Congratulations to the Winners of the One-Fly

Kim Roccoforte

There was some pretty stiff competition at the June 15 Indian Creek one-fly competition. Thanks to Fran Radoff for taking care of the scoring. The winning team consisted of Nick English, Barry Fitzpatrick, Rick Radoff and Steve Bertrand.

The most fish were caught by Mike Wasserman, who pulled in nine fish while some folks worked all day against the wind and were fishless.

The biggest fish was caught by Bill Carnazzo, who hauled in a shopping 13 inch trout.

All of these folks won prizes as well as the "special winners":

The first to lose his fly was Norm Rossignol who last about 10 minutes into the competition before a break-off. It was great to see a relatively new club member come out for the weekend.

The team with the least points, Mack Reynolds, Jim Holmes and Norm Rossignol, also received prizes

Seventy five percent of participants caught fish, but the luck of the draw on team members helped and hurt some of the teams (Sorry Ron, I tried)

Other participants included Jan Talbot, Jeannie English, Tom Ritchie, John Peterson, Bruce Bartholomew, Paul Roccoforte, Ike English, Terry Eggleston and Steve Bertrand. We also had a visit from Joe Bania who showed up too late to enter the competition, but came to discuss club conservation issues.

The fishing was tough for most of the day with the wind blowing tubes across the lake. We had a great social night on Friday which included a midnight barbecue for one group and a liquid dinner for others. By Saturday night it was a pretty tame fish camp with popcorn and coffee around the campfire while the rest of the folks were well into snooze land.




"Largest Inventory In The Sacramento Area"

We feature the most complete selection of fly fishing and fly tying equipment ever assembled in the Sacramento area.

Classes featuring fly tying, fly casting, rod building, and entomology.

Travel with us to Alaska, Argentina, Baja, Belize, B.C., Christmas Island, New Zealand and more.



2654 Marconi Ave. Sacramento, Ca. 95821 ph.486-9958

FLYTYER'S CORNER

BY
BILL CARNAZZO

July, 1996
Hairwing Coachman

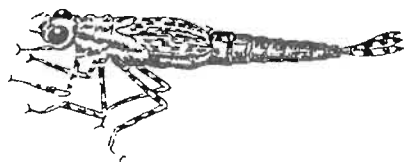
From time to time we "return to basics" in this column. In my view, the Hairwing Coachman qualifies as "basic". No one knows for sure why this peculiar fly is so effective, since its unlikely combination of materials and construction looks like no living thing in particular. Personally, I have never seen an insect which is at once sparkling green (peacock herl); orange and black (golden pheasant tippet); red (mylar or floss in body); white (calf tail wing); and brown (hackle). Yet, in its various forms (catskill style, Wulff style, trude style, etc.), its effectiveness is undeniable. Because it is a flybox staple (along with such other creations as the Adams, Muddler, and others), it is important to include it here.

MATERIALS

Hook	Mustad 94845 or equiv.; # 12-18
Thread	Black or dark olive 8/0
Tail	Golden pheasant ("GP") crest, 8-10 fibers
Body	Peacock herl; midsection of red floss or mylar
Wing	White calf tail
Hackle	Dark brown, stiff

INSTRUCTIONS

1. Cover rear half of hook with one layer of thread. Keep wraps to a minimum to conserve weight.
2. Cut 8-10 fibers from GP crest feather, and measure so that tail when mounted is approx. length of shank. Tie it on directly above back of (now smashed) barb, keeping all fibers on top of hook.
3. Run thread forward, laying down a thread layer to just behind eye. Cut small bunch of hair from white calf tail, brush out shorts and fuzz, and stack.



GETTING THE RECORD STRAIGHT GBF Map Book

I guess it's time to set the record straight on the (intent) of the GBF Map Book.

THE INTENT: We are trying to build a valuable asset for our members on good spots to fish. This is just as important as knowing how to tie a knot, build a rod, or cast a fly. However, there is some concerned feed back as to the intent of this map book. It is not going on the open market, it's for our members only. To purchase this book, you must be a dues paid member of GBF. We are hard pressed to have quality waters to fish, and selling this information to the open public is not going to help. Also, we don't expect to have your "Favorite Secret Spot" given up. These are places that you could find out about on regular GBF fishouts. Which is one of the reasons why people join fishing clubs in the first place, along with the other amenities that our club has to offer.

THE SCOPE: The areas we would like to list are sites that you could fish on a weekend. There is a of "Fish for fee sites", lots of brochures about them, and a reference list could be added to this book if you so desire. If we could all afford fish for fee service, we would need any maps at all. But since most of us have to fish the local waters, it's nice to know where to go in the general area. That's the intent and the scope of this book.

YOUR VOICE: Now that some light has been shed on this effort, and if you feel that it's the wrong thing to do, call one of the club officers and let them know. But if you think we are on course with this idea, then give your support by submitting your ideas, letting our officers know you like it, and if you hear someone in the club rumoring "outside sales" set them straight! Remember, this is your club, and you get out it what you put into it.

Tight lines and see you at the next meeting.

Norm Rossignol



FLYTYING CONTEST

Pattern for July Contest: Birds Stonefly, featured in June Leader.

Contest rules: Don't be reluctant to submit your entry. Ask for a critique if you want help, or what the winning fly has that yours does not.

- + judging will be during the meeting
- + winner announced just before program
- + winner gets a new fly box
- + each entrant gets free ticket on which name and phone number are printed
- + tickets are deposited in a sealed box each meeting
- + drawing held at annual picnic
- + winner gets \$100 gift certificate at fly shop of choice
- + fly must be tied in accordance with instructions from the Leader (right or wrong, and irrespective of whether you find another version of the pattern in a book somewhere), in order to keep the playing field level. The judges need to make a choice based on a single pattern.
- + there are two classes: (i) those who have won the contest three or more times, and those who are acknowledged experienced tyers; and (ii) those who have not won more than three times. Separate boards and separate prizes are provided for each group.

4. Measure wing to slightly longer than shank, and tie on at point 1/3 down shank from eye. Tips should be pointed out over eye. Hold hair tightly to keep it all on top of hook.

5. Trim butts at shallow angle so that no lump is created; tie butts down securely.

6. Pull wing vertical, and wrap 2 or 3 times around base to gather fibers together. As you apply each wrap, pull thread back toward tail and catch thread behind wing in stubs of butts. This serves to stand wing up without building shoulder in front of wing.

7. Divide wing in two equal sections; figure 8 wrap between them once. Then wrap 1 or 2 times around base of each wing. Return thread to tail area.

8. Tie on 3 strands of herl by tips, and create a "dubbing loop" as long as the herl. Return thread to base of wing.

9. Grab the dubbing loop and herl with hackle pliers, and twist them all together. This strengthens the herl. Twist tight, but not too tight because it will break the strands.

10. Apply 3 wraps of twisted herl to form "butt" just in front of tail, and tie off. Do not cut it off and leave it hanging with pliers.

11. Tie on red mylar strip or red floss, and create small midsection of body.

12. Again twist up the herl, and apply three wraps to just behind wing, to form forward body section. Tie off and trim.

13. Select stiff brown hackle to match hook size, strip fuzz, and tie on dry style just behind wing. Wrap thread forward to eye.


14. Take 3 wraps of hackle behind wing and 4 or more in front of wing. Tie off, trim, and whip finish.

Fish this puppy high and dry, and hang on. See ya on the creek!!!



RE/MAX
Superstar

Robert J. Tamson
OWNER/MANAGER



The Flyfishing Realtor

OFFICE (916) 967-3033 • FAX (916) 974-3935
4126 Manzanita Avenue, Suite 400 Carmichael, California 95608

Wayne B. Dahl
Marketing Representative

John Hancock Mutual Life
Insurance Company

Sacramento-Wolf
General Agency
2180 Harvard Street
Suite 265
Sacramento, California 95815
Bus.: (916) 921-6000
Fax: (916) 567-8111
Res.: (916) 726-1584



John Hancock
Boston, MA 02117

SOME OBSERVATIONS ON....OBSERVATION

by

A Thinly Hackled Emerger

Part IV

In the May Leader, we considered how the concept of centered observation applies to observing fish in their own environment, and how the angler can use "total immersion" to improve fish-spotting skills. In the June edition, we saw how centered observation of some of the various riseforms can increase angler success--keeping in mind that there are myriad factors which affect riseforms, such as the individual characteristics of the stream, time of day, type of food available, type of current, and a host of other variables.

Now let's consider how to apply the centered observation concept to "reading the water"--meaning that when the angler approaches a stream, or a particular run, "hole" or riffle, he or she should not simply charge into the water. Rather, the angler should use the centered observation technique to dissect the water, and make a considered determination as to: (i) where the fish most likely lie; (ii) what types of currents exist in and around the likely lies; and (iii) what type of feeding pattern can the angler expect of the fish in the situation at hand.

Where, then, will fish most likely be lurking? In my humble view, it all relates to survival. Fish need to minimize energy expenditure in their effort to maximize food intake; if energy output exceeds the nutritional value of food intake, nature will kill the fish. Instinctively, then, as a general rule, a wild fish will locate in a spot reasonably sheltered from the effects of current velocity and predators, and will sally forth to collect food as it passes above, below or laterally.

Of course, during heavy insect activity periods, trout may temporarily abandon their "safe place"--but only because the availability of food in larger quantity outweighs the need to conserve energy. This behavior, then, is simply an application of the general rule. So too is the situation where trout (especially larger specimens) leave their "niches" in low light conditions--because the reduced exposure to predators justifies the extra

To close, here's a quotation from Roderick Haig-Brown. (Pardon the sexist language. This was written 45 years ago!)

"Conservation means fair and honest dealing with the future, usually at some cost to the immediate present.. . The speed of progress is such that the conservationist is always under attack. He needs only breathing space, a little time for thought to creep in and temper progress with wisdom."

We can't go back to "the good old days", and there are sure to be even more people fishing next year. If we want to have wonderful fishing opportunities in the future, it's time for those of us who love fly fishing to begin acting like friends to the fish. Get involved in what's happening to your favorite fishing spot!

Rob Ferroggiaro



"Uncompromised Quality, Incomparable Value"

(916) 621-1222

You'll be glad you bought
your computer from Dusty

I will too! I need your business.

Lic. No. E 74579



It's Time To Act Like A Friend!

It's impossible not to notice how many more people are fly fishing these days. No one knows for sure how many more people are fly fishing, but Scientific Anglers reported fly line sales increases of over 40% during each of the past two years. Just look at the growth in our club membership, the number of advertisements showing fly fishers, or maybe most obvious of all, the number of people you see while fishing your favorite water. A detailed fishing report on your favorite stream may already be on the internet!

There are people who think this is a good thing. (Frankly, it's hard for me to see it this way.) Their argument is that this means "more friends for the fish". This could certainly be true in theory, but is this the way it really works out? Mostly I see more trash stream side, more confrontations, more walking to find a place to fish, and more educated fish. Also, I'm sure there are more fish killed, either intentionally or incidentally.

For the most part our club members are acting like friends to the fish... carrying out trash, releasing wild fish, demonstrating stream side courtesy. In one critical area, though, our efforts are falling woefully short of what's needed. Very few of us are making our voices heard by those making laws and policies affecting our fisheries.

Why is this? Is it because we'd rather not think about all the discouraging things happening to our lakes and streams? Is it because we can't find 10 minutes to write a letter or make a phone call? Is it because we feel like one person's efforts won't make a difference? Whatever your reason, it's time to get involved!

Here's a suggestion. Pick a couple of your favorite fisheries and find out what's going on that could affect their future. You might be surprised or even angered. Personally adopt a fishery or two. Find out who the decision makers are. Get to know them and the decision making process they use. Set a goal to do one helpful thing each month. To make things easier, we'll try to publish articles periodically highlighting a specific fishery and how you can get involved.

energy expenditure in locating food along with probable increase of food "in the drift".

Where are these "niches"? Volumes have been written on this subject [much, I suspect, by theoreticians who have little hard streamside experience] so I will keep it simple. My humble accumulation of knowledge has been gained in the classic laboratory of the small, remote stream which must be fished pocket by pocket. Look for these "telltale" signs: current seams, where fast and slow water collide; bubble or foam lines, which often are located along seams [fish often feed in and along foam lines]; back-eddies, where water runs backward [remember, though, that fish will be facing opposite the normal direction here]; highly oxygenated areas, especially where the water is low and warm; "green water", indicating increased depth; stream obstructions which provide shelter [logs, large rocks]; and "riffles" which run over larger rock rubble which, in turn, provide bottom shelter. In short, think like a fish, and consciously observe the water you are about to enter.

What about currents? Multiple conflicting currents often stand between the angler and the fish lie. How to deal with these is beyond the scope of this article, except to flatly state that: (i) the angler must be able to adjust the line, leader, cast and fly drift to prevent drag; and (ii) the latter principle applies equally to dry and nymph fishing--drag is fatal in either case [hint: handle the indicator as if it was a dry fly]. In observing a fish lie, then, the angler must observe and factor in the currents in and around the lie, since those currents affect how the fly must be presented.

Finally, what type of feeding pattern should the angler expect of the fish? I.e., how is this particular fish most likely obtaining its food? Absent a hatch or an otherwise actively feeding fish, the answer to the riddle usually is found in a correct analysis of the currents--surface and subsurface--in and around the lie. Unless the angler thinks about this, the fly may be incorrectly presented--at best a waste of the angler's energy and a frustration, and at worst a spooked fish.

An example is illustrative: suppose you are observing a pool into which a small waterfall spills, creating highly oxygenated white water at its head, which dissipates in several current tongues out into a long pool

punctuated by large rocks around which conflicting currents flow. No fish are visibly feeding. Where will the fish be lying? How should the pool be approached--from above or below? Where should the angler place the fly?

Visualize this scene, and think it through. There is no simple, correct answer, of course, since there are many variables. The important point, however, is that centered observation techniques, if employed here, will help the angler locate the fish, determine how they are obtaining their food, and how to present the fly from the most advantageous position.

Enjoy, and think sparse!!!


RONALD L. OTTO, D.D.S., M.S.
 Diplomat American Board of Orthodontics

A Professional Corporation

Orthodontics for Children and Adults

125-B Ascot Drive
 Roseville, CA 95661
 Telephone (916) 786-2442

Member
 American Association of
 Orthodontists







Free Coffee with purchase of
Commuter Mug

\$2.25 (plus tax)

JAVA Centrale

811 Waks Drive (in Riley's Center)
 916/983-9264
 Folsom, CA

• Purchase a Java Centrale 22 ounce hot and cold insulated travel mug with a no-spill tab and we'll fill it, at no extra charge, with your choice of our fresh brewed coffees of the day. Then you can refill your Java Centrale mug, whenever you want, for only 99 cents.

• This limited time offer is available while supplies last. Not valid with any other offer.

• Join us for Java, breakfast pastries, delicious sandwiches, soups, salads and mouth watering desserts.

• Cafe open 7 days a week. Drive thru open from 8 a.m. for coffee beverages, pastries and desserts only.

WANTED: TROPHY WILD TROUT LAKES

The **California Wild Trout Program** has worked due to the diligence of biologists and anglers interested in wild trout fishing. For more than 23 years the opportunities have expanded to today's "quality" wild trout fisheries. Streams like **Fall River, Hat Creek, the Pit River, Hot Creek** and the lower **Owens River** are known throughout California as excellent wild trout fisheries. Trophy trout fishery lakes like **Manzanita, Heenan, and Kirman Lake** are becoming widely known.

The number of streams designated as wild trout or catch and release amounts to 40, while there are only ten lakes. Biologists have endeavored to try and expand the *trophy wild trout lake program*, but have rejected most candidate lakes. The standards are not complex. The lake should have:

1. unrestricted public access.
2. a roadside or day hike water large enough to provide uncrowded fishing
3. capability of producing a good number of 12 inch or larger trout.

Before being accepted, lakes are subjected to a baseline study lasting from one to three years. The data gathered includes trout population, angling quality, and an assessment of why anglers are currently attracted to the water.

If it is decided that a "wild trout" program could clearly provide better fishing than the current management program, and not unduly displace an established angling constituency, the lake is recommended for designation as a trophy wild trout lake. The **Department of Fish and Game** is inviting anglers to suggest waters that meet the current standards. If you wish to nominate a water, mail your suggestions to **California Department of Fish and Game, Wild Trout Project, 1701 Nimbus Road, Rancho Cordova, Ca. 95670**. Describe your assessment of the lake in relation to the outlined standards and include your name, address, and a phone number.

It's the goal of the Department to double the number of trophy "wild trout" lakes by the year 2000.



used. Once again, the combination of peacock herl, white, brown and a touch of red seems to be very effective. Tight Threads and Tight Lines.

*From the FFF Newsletter Story File



FOR SALE

Keaton pram 8 feet with oars and locks. Call Mike Wasserman at 677-7189 We'll talk price.

Coleman tent trailer 1974. Wife says, "SELL IT NOW!" \$675 Best offer Bruce Bartholomew 983-7719



UPPER SAC! GREAT TROUT ON THE FLY!

FLY FISH THE SCENIC UPPER
SACRAMENTO RIVER
DUNSMUIR, CA
30 MILES OF CATCH N RELEASE WATERS

CALL 1-800-FLY-FISH
TOLL FREE RECORDED REPORTS
TRADITIONAL TED FAY METHOD
UP-STREAM NYMPHING CLINICS
18 YEARS UPPER SAC EXPERIENCE

RON RABUN, LICENSED GUIDE
The Big Ed Fish Society



CONSERVATION REPORT

by
joe bania

RESULTS OF GBF CONSERVATION PROGRAM SURVEY

Thank you to all those members who completed and returned the Conservation Program Survey included in "The Leader, April 1996". Many of you acknowledged GBF's Bear River Restoration Project as our major conservation effort -- so we hope to see a great turnout for those workdays. A summary of the other results show:

- o 73% of the respondents feel GBF is conducting desired activities.
- o On the average, respondents are willing to donate 50 hours per year to special conservation projects. [This number would have been higher but some people only placed a checkmark by the projects of interest rather than indicating hours they were willing to spend in support of the activity.]
- o The top three projects which garnered the most interest were planting willows to enhance streamside riparian areas (252 hours), electro-shocking fish with DFG (178 hours), and conducting stream surveys (144 hours).
- o One person said something all of us should have said regarding a special project to clean up trash along the river -- "I do it as I'm fishing". Thank you!!!!
- o In ranking the topics/issues respondents indicated they felt we should be addressing, wild/native trout came in as #1. Planting willows for fish habitat = #2; environmental issues = #3; designated scenic and wild rivers = #4; riparian restoration, resource management, and legislation tied for #5; and entomology and cleaning the environment tied for #6.

One of our readers pointed out that many of the topics could be addressed as educational items by guest speakers at our meeting; we will try to arrange for speakers periodically on these issues. For those of you who want hands-on experience, we have notified several government and conservation organizations that the club is interested in participating in volunteer projects that benefit fisheries. So, we hope that when a request comes in for assistance, you will respond with enthusiasm.

CalTIP UPDATE

CalTIP has a new telephone number: it is 1-888-CALTIP. Even though the prefix is 888 instead of 800, it is still a toll free call. The old number will still be accessible for awhile.

The CalTIP signs GBF is sponsoring have been delayed at the printer and are expected to be available very soon. If there are areas where you believe they should be posted, please advise Joe or Barbara Bania; the signs are not restricted to placement on the American River Parkway. If there are signs left over, CalTIP would like to send them to southern California for posting. Certainly we can find enough appropriate places and volunteers to post the signs in Placer, El Dorado and contiguous counties!!

COORDINATED CONSERVATION EFFORTS

GBF's Conservation Committee is working with other clubs and conservation organizations to conduct conservation projects, and to create a coalition for getting needed legislation passed to protect the fisheries.

A major push to try and organize local flyfishing clubs, conservation groups and other affiliated organizations is under way. Two meetings have been held to introduce this concept. In attendance were people from Trout Unlimited, CFFU and GBF. A number of other organizations including the Davis and Amador clubs, CalTrout, and the Federation of Fly Fishers are potential participants. Kim Roccoforte is helping to develop a list of various organizations and individuals who will be contacted in the near future to see if they wish to join the coalition. See the insert concerning the Pickle Meadow Project; you might be interested in participating while you are visiting in the area.



All Awards

- Trophies - Plaques
- Custom NameTags
- Custom Lapel Pins
- Group Discounts
- YOUR LOGO PRINTED ON ALMOST ANYTHING
- T-Shirts - Hats - Jackets
- Mugs
- Keychains
- Decals, etc.

7335 Greenback Lane
Citrus Heights, CA 95621

ROBERT SMITH
Owner
(916) 729-0505

The Double Renegade*

By Ray Burkhart
Mid-Willamette Fly Fishers

Some of our best patterns are born when old tried and true patterns are modified. There are many examples. The Spuddler is a modified Muddler; the Wooly Bugger is a modified Wooly Worm; the Royal Coachman and Royal Wulff are modifications of the old standard Coachman. If you have been tying very long, you have probably come up with a few modifications yourself. Occasionally, a rather simple modification results in a very effective fly. The Double Renegade is such a pattern.

The Renegade is a very old dry fly pattern. It is believed that "Beartracks" Williams first tied the fly in Idaho prior to W.W. II. It has been a popular attractor pattern among western dry fly fishermen for many years and it is one of very few patterns with the fore and aft style of hackling. If you have fished the Renegade, you have probably discovered that it is equally effective fished wet or dry. It comes as no surprise, then, to note that someone modified the Renegade to come up with a rather unusual wet fly known as The Double Renegade. We seldom hear of the pattern in the Pacific Northwest, but it is a near legend in Idaho, Utah, parts of Montana and Wyoming - especially among those who fish the still waters. Who can say what the fish take it for? Who cares? It is enough to know that the fly is a great attractor pattern. Tie it and fish it with Confidence.

Thread: Black or red

Hook: Wet fly, 3x or 4x long, sizes 4 to 14 such as the Mustad 9672, 38941, 79580 or TMC 300 or 5263

Tip or Tag: Red or hot orange yarn, floss, or dubbing. May be dull or shiny

Body: Greenish peacock herl, same diameter front to rear

Rear hackle: Brown to reach just beyond hook point

Mid hackle: White, positioned in center of body. Same length as rear hackle

Front Hackle: Brown, same length as rear and mid hackles

It is a pattern with many variations. The constants seem to be the peacock body and the one white hackle. Both dry and wet grade hackle seem to be

VOLUNTEER INFORMATION **JOINT CAL TROUT/FEDERATION PICKEL MEADOW PROJECT** **1996**

This habitat restoration project was initiated by Cal Trout and the Long Beach Casting Club. Due to the size of the effort for 1996, the project has now been expanded to include Federation affiliated clubs who are looking for a project. This is a good opportunity to have your club help on conservation and participate in a cooperative effort between Cal Trout and the Federation.

The West Fork of the Walker above Bridgeport once was a healthy Lahontan Cutthroat fishery; cattle grazing around the Pickel Meadow stretch has changed that. The Department of Fish and Game now has an approved plan which reduces the cattle grazing near the river, adds fencing, and improves the streamside habitat. In a few years, we should have an additional fishery that could be a candidate for Wild Trout designation.

The volunteer effort will be on Saturdays during 1996 and will include planting cottonwood seedlings, removing old fence, adding new fence, constructing rock drainage, and similar river habitat improvements.

Pickel Meadow is located about an hour north of Bridgeport, on Highway 108 (Sonora Pass), a few miles west of the junction with Highway 395 and just past the Marine Base on Highway 108. Volunteers should meet at the Pickel Meadow parking lot (just west of the Marine Base) at 9 am on the designated Saturday. A Fish and Game supervisor will brief you on the project and work plan and ask you to sign some waiver paperwork. Tools will be provided; volunteers should bring work gloves and your own lunch and water. Safety glasses are optional. Fishing on Fridays and Sundays is also optional!

Work schedule: June 15 & 22; July 13, 20, & 27; and all Saturdays in August. We would like each club to sponsor one Saturday by providing 10 to 12 volunteers. For small clubs a joint effort with another club is great. **Please coordinate your response with Frank Emerson for available dates.**

Federation Coordinator: Frank Emerson, 818-846-6597

Fish and Game Coordinator: Al Lapp, 619-495-2570

Motels in Bridgeport include:

Bridgeport Inn	619-932-7380	\$50-\$55/night
Best Western Ruby Inn	619-932-7241	\$70-\$85/night
Silver Maple	619-932-7383	\$50-\$80/night
Victorian Hotel	619-932-7020	
Walker River Lodge	619-932-7021	\$70-\$90/night
(suites with kitchen and 2 bedrooms, maximum of 4 people)		\$95-\$120/night

NFS Camp Sites in Pickel Meadows Area:

Leavitt Meadows	West of work site on SR 108.	\$7.00/night
Sonora Bridge	East of work site on SR 108.	\$7.00/night
Obsidian	Between work site and Bridgeport on US 395	Not posted

Ken's Sporting Goods 619-932-7707 Rick Rockel
Fly fishing equipment and honest information about fishing conditions

Good Place for Breakfast: Hayes Street Cafe