

# THE LEADER

VOICE OF

GRANITE BAY  
*Flycasters*

OCTOBER 1995

GRANITE BAY FLYCASTERS  
P.O. Box 1107  
Roseville, CA 95678-8107



FEDERATION of  
FLY FISHERS




CALIFORNIA TROUT



KEEPER OF THE STREAMS



BULK RATE  
U.S. POSTAGE  
PAID  
ROSEVILLE, CA  
PERMIT NO. 713



## GRANITE BAY FLYCASTERS

P.O. Box 1107  
Roseville, CA 95678

### OFFICERS

President	Michael Wasserman	677-7189
Vice President	Wayne Dahl	726-1584
Secretary	Danielle Hickman	961-1664
Treasurer	Walt Dombrowski	652-5204

### DIRECTORS

Through 1995	Paul Orcutt	878-9131
Through 1995	Steve Hand	662-6373
Through 1996	Paul Roccoforte	642-2929
Through 1996	Terry Burkes	363-7990
Through 1997	Bruce Cline	985-6745
Through 1997	Kim Roccoforte	642-2929
At Large	Vern Stubbs	663-2801
Past President	Terry Eggleston	331-5258

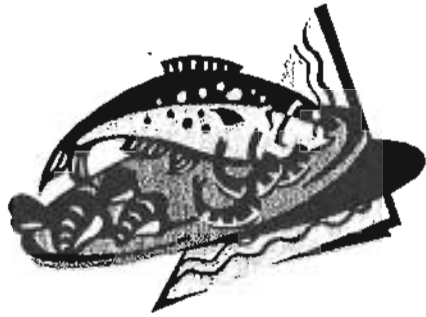
### COMMITTEES

Annual Dinner	Rich Brown	797-0309
Conservation	Jim Coleman	885-4128
Editor	Wayne Dahl	726-1584
Egg-Raising Project	Rick Radoff & Mark Neice	624-2107 624-1837
Fishmaster	Bill Camazzo	663-2604
Gatekeeper	Steve Bertrand	369-8809
Golden Trout	Vern Stubbs & Steve Bertrand	663-2801 369-8809
Historian	Warren Schoenmann	725-2542
Librarian	Kim Roccoforte	642-2929
New Member Hot-Line	Paul Roccoforte	642-2929
Programs	Robert Tamson	967-3317
Public Relations	Frank Stolten	725-6894
Raffle	Joe Gildone	786-0457
Refreshments	Terry Wasserman	677-7189
Training & Education	John Hogg	823-9744
Youth Counselors	Jeanne & Ron English	677-7169

## CALENDAR OF EVENTS

Including Fly of the Month

<b>October</b>	<b>Electric Caddis</b>
12	Club Meeting - Clubhouse 7:30
14 & 15	<i>Bear River Work Party/Campout</i> - Jim Coleman
19	Board Meeting - Clubhouse 7:00
20	Youth Meeting - Clubhouse 6:30
21	<i>Upper Sac Fishout</i> - Bill Camazzo
25	Dinner Committee Mtg. - Clubhouse 7:00
28	Open House / Swap Meet 9:00 AM to 5:00 PM
<b>November</b>	<b>Line Sider</b>
9	Club Meeting - Clubhouse 7:30
16	Board Meeting - Clubhouse 7:00
17	Youth Meeting - Clubhouse 6:30
18	<i>O'Neil Forebay Fishout</i> -Sturmer White Leader
<b>December</b>	<b>Little Winter Stonefly (Dry)</b>
2	<i>Yuba River Steelhead</i>
14	Club Meeting - Clubhouse 7:30
21	Board Meeting - Clubhouse 7:00
22	Youth Meeting - Clubhouse 6:30



## ANNUAL DINNER REPORT

October 1995

Rich Brown - Dinner Chairman

**T**ickets for the Annual Dinner will be on sale starting at the October meeting.

Tickets are \$30 per person. Tickets purchased before December 1 entitle the holder to participate in the Early Bird raffle. This year's Early Bird prize is a custom made 9 ft / 5 wt rod from American Rod Company.

Our goal is to have each member buy a Dinner ticket and donate a raffle prize.

We have posters advertising the Dinner. If you know of a good spot to hang one, let me know and I will get it to you. (We don't have enough for souvenirs, so please take a poster only if you know of a good location to hang it.

Rich Brown

324-4564 work

797-0309 home

# PRESIDENTS MESSAGE

**G**reetings fellow flyfishers! It seems that not long ago we were waiting for the late winter to end so that we could break out our gear and fish our favorite spring and summer locations. Well can it be that this "short season" is just about over? The shorter days and cooler nights tell me that it is so. By the time you read this edition of the Leader the NCCFFF Conclave will be over, it will be October, and maybe someone will have some good stories about latching on to a nice brown or two in their favorite fall waters.



As we wind down the year it is time for members to think about participating in the business end of the club by running for a board or officer position. All members, new and veteran, are encouraged to run for a position. If you have the desire to help the club mold it's future becoming, a board member or officer is your ticket. If you are interested talk to a board member or officer at the next meeting (October 12)

or give a call. If you like, attend a board meeting, all members are welcome. See what takes place and how the club operates from the business side. If you like it and think it's for you run for a position. You are the future of the club, get involved.

Speaking of getting involved, almost a dozen GBF members were present for the latest work party at the Bear River (September 16). A big thank you to Jim Coleman for organizing it and to all of those who attended. Remember that the Bear River restoration project is your project. Come on out the next scheduled work day and see what some of your fellow members have done. You will be amazed at the work that has been completed. If we can get a dozen or so people each time out we will really be able to make some significant progress.

## **PRESIDENTS MESSAGE (con't)**

Here are a few notes and updates from the September board meeting. We are working on a 10th anniversary logo pin and will hopefully have it ready soon. Frank Stolten has collected enough video tape from fishouts, meetings, classes, and work parties to begin editing a GBF video. Look for in the near future. Some of our more computer literate folks are looking into forming a home page for GBF on the Internet. Stay tuned for details we may be going on line!

Well, hope to see you all at the next meeting. Until then call a fishing buddy and hit the water, remember to "let 'em go alive".


**Michael Wasserman**  
President

## **The Time It All Came Together (con't)**

We took up our customary positions on the lake's north shore, 6 weight Mitchells rigged with a flashy variant of the muddler minnow. Out went our casts and up came the bass. They took to our flies like ducks to water. In an hour or so we had landed and released somewhere between 15 and 20 fish, ranging from half a pound up to two pounds. Fish this size don't get a lot of film wasted on them, but, as any experienced bass angler knows, all bass, regardless of size, attack your fly with the same ferocity. The strike is never anticipated and is always a thrill.

So somewhere around 8 P.M. the action tapered off and I ambled down the shoreline some 50 yards to a terribly fishy looking spot. There were a number of buttonbushes growing out in the lake creating a cove. Structure like this was and just the kind that bass go for. My bright winged muddler was on its last leg, a battered remnant of its former splendor, and I toyed with the idea of clipping it off and starting afresh, but, rationalizing in the best of traditions, I decided changing flies would take too much time, and the light was fading fast, so, what the heck, I thought, why not give the old girl one more chance to prove she still has what it takes. The fly went out, landing a foot or so from the farthest shrub. Immediately, the fly disappeared in a swirl. I tightened the line and felt a very heavy fish. It headed straight away for the gape between two of the buttonbushes. I had to stop this run because beyond the cove lay a tangle of snags that would spell trouble with a capital T. I put the old Mitchell into a sickening arc. It had never been put to this kind of test before, but, miraculously, the rod didn't explode and the leader held. The fish was turned and began making headlong plunges first toward one clump of shrubbery, then the next. After some ten minutes I could feel the strength leaving this brute of a bass, and I called to Bill to come over and see what Lake Serena had wrought. Bill insisted on hoisting the fish, murmuring something about 5 or 6 pounds. We will never know exactly what the matriarch of the lake weighed since she was gently resuscitated and released. I do know that laid alongside the lower section of that 6 weight Mitchell, she almost made it from the butt to the stripping guide. That's 27 inches and without a close second represents the largest bass I've ever hooked on a fly.

\*From the FFF Newsletter Story File



**RE/MAX**  
*Superstars!*

**Robert J. Tamson**  
OWNER/MANAGER

*The Flyfishing Realtor*

OFFICE (916) 967-3033 • FAX (916) 974-3935  
4126 Manzanita Avenue, Suite 400 Carmichael, California 95608

# THE TIME IT ALL CAME TOGETHER\*

Dana Griffin, III  
Gainesville, FL  
North Florida Fly Fishers

They say if you flail away at the water long enough, and hold your mouth just right, it will all come together. The fish of your fevered imagination will actually rise to your fly, find it acceptable, and give you the fight of your fly fishing life!

For me that special sometime occurred this past Fathers' Day and to what extent the day in question had anything to do with what transpired is probably better left to those deep thinkers who find hidden meaning in what passes for ordinary events. All I know for sure is that my fishing companion Bill and I arranged to meet for the Fathers' Day evening hatch on normally placid Lake Serena and from that point on things got a little crazy. We'd better begin by clearing up one small point. There is no evening hatch on Lake Serena. Bill and I sometimes talk that way, probably because we both spent a number of years in the West chasing trout, and "meeting the hatch" of some particular bug is a phrase that gets lodged very early on in a Western trout's brain. It's pulled out - the phrase that is - whenever you need to explain to someone why you can't be where you probably should be. "Sorry," you can say, "gotta run now. I'm meeting the pale morning dun hatch on Goose Creek." This works with folks for awhile, but wives and girl friends can get out of sorts pretty fast if you trot this reason out too many times. Don't get me wrong. I'll believe you, since I know for a fact that Goose Creek supports a fine population of PMDs, but to some ears the phrase sounds like an excuse.

What really brings Bill and I to Lake Serena's shores along about twilight is a fantastic dance of dragonflies. To be absolutely technical about it, these bugs aren't hatching, but their effect on the bass comes to the same end. The sun goes down, the dragonflies abandon the lakeside shrubbery and start their unpredictable zig-zag darting across the mirrored surface of the lake. What happens then is entirely predictable and crazy. The bass start leaping into the air, making an Olympic class effort to snare one of these start and go aerialist.

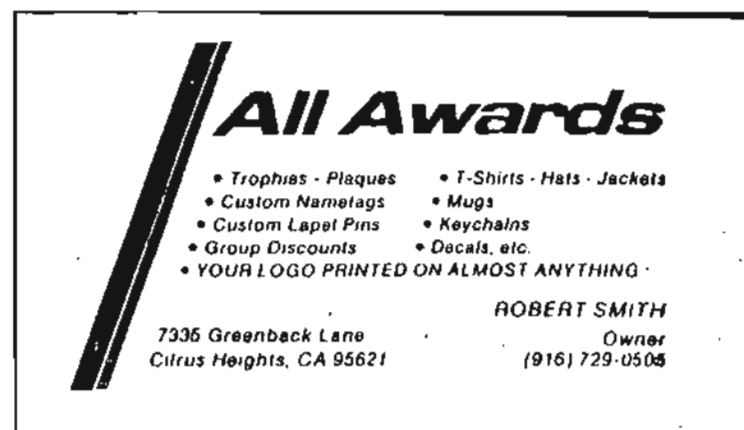
## FISHMASTER'S REPORT

October, 1995  
Bill Carnazzo, Fishmaster

**Upcoming Outings:** On October 21st we will hold the Upper Sacramento River Outing. The river will be in great shape, and should be fishing well then. Hopefully the weather will be cool and not be too rainy. There will be a sign-up at the October general meeting; if you can't make that meeting, or if you have questions, call me. Also, don't forget the November fishout at O'Neil Forebay, for Striped Bass. **Sturmar White** will lead that outing.

**Past Outings:** On the September 23rd weekend, the Robinson Creek fishout was held. **John Hogg** graciously volunteered to lead that fishout, but as of this writing I don't have a report. John will likely give a report at the October meeting, or perhaps will have an article for this issue of the Leader.

**Contact the Fishmaster.** If you have questions on any of the outings, or want information, please call me. (264-5346 work or 663-2604 home)



**All Awards**

- Trophies - Plaques
- Custom Nametags
- Custom Lapel Pins
- Group Discounts
- T-Shirts - Hats - Jackets
- Mugs
- Keychains
- Decals, etc.

• YOUR LOGO PRINTED ON ALMOST ANYTHING •

7336 Greenback Lane  
Citrus Heights, CA 95621

ROBERT SMITH  
Owner  
(916) 729-0505

# FLYTYER'S CORNER

by  
**BILL CARNAZZO**

**Electric Caddis**  
October, 1995

**Note:** The Pattern for the October Fly Tying contest will be the Rabbit Leech featured in the September Leader. Bring your best version to the October General Meeting. Remember--The winner gets a free GBF flybox, and each person entering a fly gets a ticket to be deposited for the drawing at next year's picnic ..... Bring those flies in -- Don't be shy!!

**Another Note:** [See next article for a rundown on the rules and incentives for the contest]

**T**he Electric Caddis is a pattern I learned of while fishing with Fred Gordon on the Upper Sacramento. Fished on the point of the tippet, with another fly (such as a Prince Nymph) on the dropper, it makes a deadly choice. You will generally need to add weight to your tippet to get the fly (or flies) down to where those big ones are lurking. Other versions of this fly are sometimes generically called "Green Rockworm" patterns.

## **Electric Caddis**

### **Materials:**

Hook	Standard Nymph hook; Tiemco 2457 in #12 - 14
Thread	Olive
Body	Florescent or lime green flat nylon thread
Rib	Fine Gold wire
Shellback	Pearlesent mylar sheeting
Thorax	Natural rabbit dubbing (grayish tan)
Head	Black Thread



## **CAMPAIGN TIME**

**I**t's that time of year again. This year just seems to be flying by and we need to begin thinking of electing new club officers. There are three open Director positions and all of the Board member positions that will expire the end of 1995. Generally, this also will open some of the committee positions as people move to new and different jobs. So, look over page 2 closely. If you have an interest in any of these positions, or have someone in mind that you would like to see in some particular spot please let us know. The nominating committee is being put together and they will want your inputs.

Among the committee positions that will need to be filled this year is the position of editor for the Leader. Being editor is an especially rewarding position for someone with a computer and a telephone.

Now is a the time to think about what you can do for your club too. If you have some interest but are not quite sure what the job entails, call the person presently holding that spot and talk to them. Get an idea of exactly what is required and then let us know of your interest. We need some new people to step up and pitch in. Remember, the more you contribute the more you will be rewarded.

## FRESHWATER STRIPERS

AT

### O'NEIL FOREBAY

### November 18th Fishout

O'Neil Forebay has vast areas of gently sloping, weed-covered flats, and they can be a fly fishers dream at times. The water ranges from 3 to 15 feet deep with plenty of subsurface vegetation to sustain the bait fish stripers feed on most. Striped bass are schooling species and few fish hit a streamer harder. If no fish are taken in one area, we will move until we find the fish. Occasionally we find only 12 inch fish. That's O'Neil Forebay flats. A 30 pponder may eat your fly on the next cast.

Many stripers are taken by wading anglers, but when wade fishing it takes experimentation to determine which sink rate line is best for existing conditions. Most of us will be using float tubes. It's easy, It's fun. Getting the fly down quickly to the level of the bass and keeping it there during the entire length of the retrieve is extremely important for success. High-density lines accomplish this very effectively.

This is important because stripers are known to stalk a lure or fly for great distances, this may seem early to alert you to a fishout in November, but I feel we have quite a few members that do not know enough about this fun fishery and what is needed to fish it effectively. Along with the regular October Bass flies that **Bill Carnazzo** will be tying, I am asking **Terry Eggleston** to tie his Borger rabbit pattern and I will tie Whistlers prior to the meeting. We can talk lines, leaders, flies and strategies with interested people at that time. Until then, Think Stripers -

---Big Stripers---

Sturmer White

Nov. Fishmaster

## Electric Caddis (Con't)

### Tying Instructions:

1. Using olive tying thread, cover hook with thread. The thread should extend about 1/2 way down the bend, past the end of the barb.
  2. At the point, tie in rib material, then at the same point tie in a 1/8" strip of the mylar sheeting, leaving it pointing out to the rear. (Note: this can be obtained from craft stores; it is used as a ribbon for fancy packages)
  3. At the same point, tie in the green fluorescent material. Bring tying thread to front of hook. Then wind the body material forward to about 1/8" behind eye. Tie off there.
  4. Bring the mylar over the back of the fly and tie down at forward end of body.
  5. Rib the fly with the gold wire, thus fastening down the mylar shellback. Tie off ribbing.
  6. Dub a small thorax with the rabbit and whip finish the olive thread.
  7. Bend on the black thread and form a nice small black head. Whip finish again.
- See ya on the creek!!!!

### LAST MONTHS WINNER

Congratulations to **Jeanne English** for being selected the winner of the flytying contest in September. Jeanne tied a beautiful Zug Bug and you can check it out in the display case behind the library table at the next meeting.

## FLY TYING CONTEST RULES

Don't be reluctant to submit your entry ... ask for a critique if you want help, or to know what the winning fly has that yours doesn't. Here's the rules:

Rules:

- Judging will be during the meeting
- Winner announced just before program
- Winner still gets a fly box
- Judge(s) will stay after meeting to give critique, if requested.
- Each member entering a fly gets a free ticket, on which name and phone number is placed.
- Tickets are deposited in a sealed box each meeting
- Drawing held at annual picnic
- Winner gets \$100 gift certificate at fly shop of choice.

As you know, certain of the tyers in the club have voluntarily kept themselves out of the contest, that will continue to be the case. So, enter your flies, folks .... don't be shy!!!

Note: The fly must be tied in accordance with the instructions from the Leader (right or wrong, and irrespective of whether you find another version of the pattern in a book somewhere), in order to keep the playing field level. The judges need to make a choice based on a single pattern. THANKS.

4310 DUNSMUIR AVENUE  
DUNSMUIR, CA 96025

(SHOP) (916) 235-2969

### **Ted Fay Fly Shop**

Guide Service  
Fly Fishing Instruction  
LOCATED AT THE GARDEN MOTEL  
235-4805

JOE KIMSEY  
(916) 235-2872 HOME

## AMERICAN FLY FISHING CO.

❖ Sacramento's Complete Fly Fishing Outfitter ❖

### Full Service Fly Shop

- Great selection!
- Best prices on Tackle/Fly Tying Materials
- Classes: Casting/Rod Building/Fly Tying
- Rod Repair

*Largest Custom Fly Rod Builders in CA!*

  
AMERICAN  
FLY FISHING CO.  
916 / 483-1222

  
AMERICAN  
ROD CO.

*REVOLUTIONARY—A new concept in fly rods*

- POWERFUL  
Unique design for ease, accuracy, & distance
- DURABLE  
New, light, high-strength graphites
- BEAUTIFUL  
Impressive American craftsmanship

Call for FREE Brochure!  
800 / 410-1222

### Complete Personal Travel Planning—Individuals/Groups

- Full-Time On Site Travel Consultant
- Airlines, Resorts, Lodges, Guides
- Domestic/International
- Hosted Trips
- Steelhead/Shad/Trout/Bass Clinics
- Casting & Entomology Classes

**AMERICAN  
FLY FISHING  
ADVENTURES**  
916 / 974-0903

**Present this AD and receive 2 FREE Trout Flies!**

3523 Fair Oaks Blvd. • Sacramento, CA 95864

## NEW GRANIT BAY FLYCASTERS

We sincerely welcome our new members this month.

Everyone greet:

Linda Cargill and her sons, Jonathan and Jacob Tharell  
Jim Hardie and his son Arron Marqus



# The BEAR RIVER PROJECT.

by: **Jim Coleman**  
Conservation Chairman and Mr. Bear River

**E**leven ambitious Granite Bay Flycasters turned out Saturday the 16th of September to spend the day in the beautiful Bear River valley. Actually most of the time was in the beautiful Bear River. Previous work parties had cut and placed what we thought would be more than enough posts, logs and branches to keep this crew busy all weekend. By about 4:00 all that material was in place and even more was prepared at the staging area. This was a very productive day and now you can really begin to see what the future holds for this area. It won't be long before this will be one of your favorite fishing holes. Thanks go to:

<b>Jim D. Bennett</b>	<b>Jim Coleman</b>	<b>Wayne Dahl</b>	<b>Tom Klinefelter</b>
<b>Frank Stolten</b>	<b>Vern Stubbs</b>	<b>Bob Naegle</b>	<b>Kim Roccoforte</b>
<b>Paul Roccoforte</b>	<b>Marti Wallace</b>	<b>and</b>	<b>Mike Wasserman</b>

We invite you all to come up and pitch in on the next work party but I must warn you, This can be addictive. Once you see the possibilities and experience the feeling of accomplishment of a days work well done you may become hooked. So, don't even think of coming up unless you have a will of iron. Bet you can't come just one time.

Speaking of the next work party; We plan a weekend work / fishing / camping party the 14th and 15th of this month. This will be the last major opportunity of the season more than likely so we really want to make this a good one. I'll provide more details at the General Meeting or give me a call. I'm also going to need some preparatory help before this to get supplies in place and etc. If you can come up either Wednesday the 4th or the 11 or Saturday the 7th your help will be appreciated.

Come on out - get involved - its a rewarding experience!!!

**RONALD L. OTTO, D.D.S., M.S.**  
Diplomate American Board of Orthodontics

A Professional Corporation  
Orthodontics for Children and Adults

125-B Ascot Drive  
Roseville, CA 95661  
Telephone (916) 786-2442



# GBF YOUTH GROUP NEWS

by: Junior Nick English

On September, 8, 9 and 10 the Juniors went to the Trinity River. It was our first overnight outing. Those who attended were: **The Bevards**, the **English's**, **Morgan** and **Michael Thalken** and **Bill** and **Judy Carnazzo**. We got up there Friday around lunch and we fished until about six. Then we ate and waited for everyone else. Saturday morning everyone headed up to Coffee Creek to catch some Kokanee, but before we made it up there we stopped for some donuts. When we got to the creek, no Kokanee were spotted. We fished there for a while then we headed back to the campground for lunch then to the Trinity. **Greg Bevard Senior** hooked a salmon and so did I. My salmon was hooked <sup>in the air</sup> on a two weight. My brother, Isaac, also hooked a salmon but it was snagged. No one landed any salmon but we all caught some trout.

Next Junior meeting is **October 20 at 6:30 PM**. We have a conservation project coming up on the American River. We hope to combine it with a picnic and *maybe* some fishing!

## Float Tube Warning\*

by Ilsa Nolan

Northwest Women Fly Fishers

**I**t is always especially sad to hear of a fly fisher who died while fishing. With thanks to the Washinton Fly Fishing Club newsletter, I'd like to share the tragedy of the death of fly fishing guide Keith Miller and hope that we all are more careful ourselves.

"Keith, age 42, and a former lifesaver, drowned in just under seven feet of water and was found a very short time after the accident occurred. He had been using paddle pushers and had managed to remove one of them completely before he ran out of time. As you know, paddle pushers do not have a quick release system and one cannot swim in them. Further more, it was discovered that the small inner tube that should normally have been in the back rest of the float tube was missing completely. Pool tests have proved that this (additional tube) is sufficient to keep any angler afloat. Finally, and most importantly, the 8.50 x 20 main bladder (inner tube) had split over a length of 18 inches causing instant and total deflation.

"Some float-tube manufacturing companies have stopped using the 8.50 tube and started using the 10.0 and 11.0 truck tubes. It appears that as the 8.50 bladder had to expand a great deal to fill out the outer canvas shell, not only did it end up being stretched thin, but worse yet the pressure of the seams against the bladder was enough to cut into the rubber itself, leaving the shape of each pocket, each main seam and zipper neatly etched into the bladder. These cuts went to nearly half the thickness of the rubber in places.

"Please check your equipment and make sure you do not have a potentially dangerous situation waiting to make the misadventure headlines. We have no members or friends of members to spare. Also, with the advent of another fishing season soon to be upon us, a general inspection of floating and boating equipment that has been stored for the winter is a good recipe for longevity and safe fishing. Good luck and tight lines for the new season."

\*From the FFF Newsletter Story File

# Kiene's Fly Shop



## Tackle

Kiene's Fly Shop features one of the largest inventories of fly tackle and tying materials in California. Every major brand is represented.

## Travel

Travel with us on a hosted trip to Alaska, Argentina, Baja, British Columbia, Christmas Island, New Zealand, Yucatan and more.

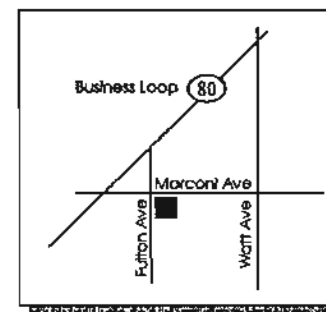
## Education

We offer many educational opportunities including classes in fly tying, fly casting, rod building and entomology, the one day Kiene's Fly Fishing Schools, the three day Kiene's Fly Fishing Seminar, and the annual Kiene's Fly Fishing Expo.

## Hours

Monday-Friday 10 ~ 6  
Saturday 9 ~ 5  
Sunday 12 ~ 5

*Call us for the latest fishing updates or for information regarding tackle, travel, or our schools.*



2654 Marconi Ave. Sacramento, CA 95821 916/486-9958 800/4000-FLY

# RUCKER LAKE FISHOUT JULY 29th

by Kim Roccoforte

Thanks to everyone that attended the Rucker Lake Fishout! This had to be a first for GBF - we had a good time and everyone fishing caught lots of fish! I was skeptical with only one die-hard and (new member **Jan Talbot**) on the sign-up sheet still intended on joining us by the night prior to the fishout. But **Paul** and I were determined to have a great weekend catching small-mouth bass. By the time that I arrived at the lake late Friday night the rustic and beautiful site on the far east end of the lake (which **Paul** designated as Camp Bucktail, and luckily had put signs up all along the winding and rutted trail to lead in the stragglers) was filled with GBF campers! Early Saturday we were joined by several more bass fishers and the entire atmosphere was social. Relatively new faces to GBF joined us - **Patrick and Julie** with canoe, **Jan** of course was there early, **Bruce Bartholomew** was a bit concerned about the size of the fish but seemed to have fun anyway. **Al and Pat** came in Saturday with **Jim Bennett** and kayak. Also joining us Saturday was **Frank Stolten** who was gracious enough to leave behind his entire fishing wardrobe including float tube for a new member to try out. One of our new Golden Trout chairpersons, **Steve Bertrand** arrived Saturday and helped keep the late night food feast and social hour going well past when I hit the sack. Well - we kept fishing through most of Sunday until everybody tired of reeling in fish and we had a brief visit from former GBF members **Glenn and Tanya** who seem to be doing more mountain biking than fishing lately. (we're working on them). All in all I enjoyed this fishout more than any I had previously gone on. The main reason was that this was a perfect chance to meet more folks that we can continue to fish with. My feeling has always been that the fishouts are a great starting point to motivate us all to keep sharing tips on flies, equipment and techniques and hopefully we'll all become more involved in helping each other to fully appreciate the lifestyle of fly fishing. Not quite a religion - but very close!

# GUEST SPEAKER -OCTOBER MEETING-

by **Robert Tamson**  
Program Chairman

Our speaker for the October meeting will be **Mark Pinto** of "Home Waters Guide Service". As his guide service name implies, Mark specializes in spots close to home including Putah Creek, Stanislaus and Mokulumne Rivers, and Delta Stripers.

As a Orvis endorsed Guide and Instructor Mark spends most of the year exploring local flyfishing hot spots and perfecting techniques with his clients and students.

If your looking for some new local spots close to home or just want to pick up a few new ideas on how to fish these places.. don't miss this show!!

See you there !!



## TECH CLINIC - How to evaluate a Fly Rod

by: JOHN HOGG

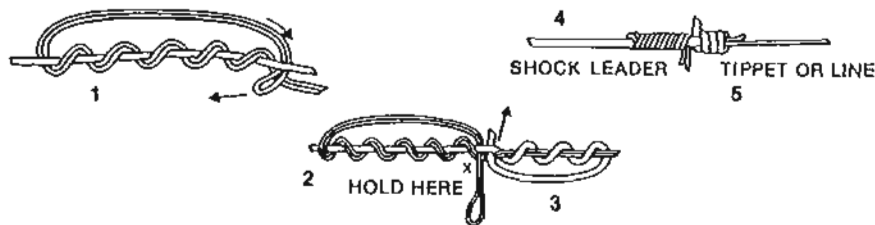
This clinic is scheduled for Saturday, October 14, 1995. It will run from 10 am to 2 PM at the clubhouse. (The clinic was originally scheduled for Sept. 16 but was not conducted.)

Have you ever had someone hand you a rod in a store and say "This is a really great rod, give it a try"! So you shake it up and down a few times, and reply, "Yeah, is got a great action!" (... meanwhile you're wondering just what the heck is a great action.) And what about the spline of your rod, did you test it when you bought the rod to make sure the guides were located properly relative to the spline? And what about the number of guides on the rod? How many is good? and what about their spacing? Hookholders, good or bad? Up locking or down locking reel seats? Stripping guides, one, two or three?

And flylines, why do I buy a six weight rod and then some "expert" tells me I should put on a seven weight line? And casting, one guru tells me double taper lines are better, another swears by weight forward lines.

And do you really have to pay \$300 or more to get a decent quality flyrod? And what about the discount stores? Can I get a good quality rod there?

We'll cover these issues and many more including how to evaluate and test a rod so you can tell the good from the bad, from the ugly, and how to chose intelligently from the scores of flylines available, and the real scoop



**Free Coffee** with purchase of **Commuter Mug**

**\$2.25** (plus tax)

- Purchase a Java Centrale 12 ounce hot and cold insulated travel mug with a no-spill tab lid and we'll fill it, at no extra charge, with your choice of our fresh brewed coffees of the day. Then you can refill your Java Centrale mug, whenever you want, for only 99 cents.
- This limited time offer available while supplies last. Not valid with any other offer.
- Join us for Java, breakfast pastries, deli delicious sandwiches, soups, salads and mouth watering desserts.
- Cafe open 7 days a week. Drive thru open from 6 a.m. for coffee beverages, pastries and desserts only.

**JAVA Centrale**  
811 Wales Drive (in Raley's C)  
916/983-9264  
Folsom, CA

## FLY FISHING'S LEGACY\*

In these days of depleted streams it is most necessary that the doctrine of fly fishing be broadcast that the one pleasure of trout fishing, apart from the joy of being close to nature, is matching one's wits against the cunning of the trout. He alone deserves the title of sportsman who returns careful to the water all the trout he does no need for food; as soon as the fish is take into the net, all the sport to be had with that particular fish is over, and when killed and put into the creel it has become simply meat.

1912 edition of Practical Dry Fly Fishing, E. M. Gill

\*From the FFF Newsletter Story File

# Robinson Creek Outing - A Success!

by: John Hogg - Outing Fishmaster

**M**ono Village where we camped this year frankly reminded me of "Little LA" with dozens and dozens of trailers, fifth wheelers and motor homes complete with satellite dishes, boats, motors and etc. But leave it to masterful Vern Stubbs who found an extremely secluded campsite away from the hustle and bustle, and GBF members were able to enjoy a wilderness like experience. (Only a couple of negative comments were heard about restrooms being a half mile hike.)

Robinson Creek itself was filled with spawning Kokanee salmon. 10 to 12 inches long, these fully mature salmon wore their bright red colors, and as they pursued their final mission, wily trout hung back, virtually invisible, and fed on the newly laid eggs.

To say the fishing was good would be an understatement. Isaac English took the largest fish - a 20 inch rainbow that was so huge in girth it easily went five pounds, the rest of us suffered with smaller fish but plenty of them. A side trip down to the Walker revealed a high running stream that was spread to more than twice its normal width - sometimes a 100 feet in width! Wadeable, but running fast, the river was only slightly off-color, and the hour I was there fished very well with browns rising to attractor dries. (Ron English got a little bored in the river, and decided to 'swim' for a while)

A large campfire on Saturday night brought all of us together, Wayne and Stephanie Dahl, Ron, Jeanne, Isaac and Nick English, Doyle Richardson, John, Deanna and Robert Hogg, and of course master joke teller, Vern Stubbs.



# LIBRARY REPORT

by: Kim Roccoforte - GBF Librarian

Thanks to the Board of Directors, on behalf of all GBF club members, the Library has just received a stack of new additions to the library! Thank you to the club members that keep the books and videos circulating!

Just a reminder now that summer vacations have ended please search your homes for those library materials you may have checked out prior to departure. Many books and tapes went out on vacation recently - please bring them back so that others may enjoy them! There is a \$5 per month/per item late fee for materials kept out for over a month. You have the option to waive the late fee if you donate an item to the monthly raffle (such as flies or fishing related items).

The new books which will be available at the October meeting:

- Tying Nymphs - Randall Kaufman, (this is the new edition which includes beautiful color plates!)
- Nymph Fishing - Dave Hughes
- Fly - Fishing California's North Yuba River - Ed Klingelhofer
- Fly Fishing the Tailwaters - Ed Engle
- Fly Fishing with Children - A Guide for Parents - Philip Burnguell, M.D.
- Emergers - Doug Swisher and Carl Richards
- Fishing the Dry Fly - Dermot Wilson

If you don't see your request mentioned we plan to make a few more purchases before the year ends. Let's get those flies turned into more books!

Thank you to American Fly Fishing Co. for helping GBF stretch our spending money to acquire more books!

**UPPER SAC!  
GREAT TROUT  
ON THE FLY!**



**FLY FISH THE SCENIC UPPER  
SACRAMENTO RIVER  
DUNSMUIR, CA  
30 MILES OF CATCH N' RELEASE WATERS**

**CALL 1-800-FLY-FISHIN**  
TOLL FREE RECORDED REPORTS  
TRADITIONAL TED FAY METHOD  
UP-STREAM NYMPHING CLINICS  
18 YEARS UPPER SAC EXPERIENCE

**RON RABUN, LICENSED GUIDE**  
The Big Ed Fish Society

## Fishing Report

You have noticed by now that we have the latest Fishing Report reprinted here for everyone again. Make sure you let the good people at FISH FIRST know how much we appreciate this. They are kind enough to fax this to us about two times a month on their nickel. If you get a chance stop in and say hello and Thanks. They are at 1404 Solono Ave. in Albany, (N. Berkeley) or just give them a call at 510-526-1937. Maybe you have some information that would fit in the next report.



on leaders. And finally, how to tie 'em all together to best meet your particular fishing circumstances.

Please bring a rod (4 to 7 weight) that you are willing to have others handle and evaluate. The rod should be rigged with flyline, a 1x or 2x leader no longer than 7 feet, and bushy fly, size 10.

Clinic cost is \$10, payable to GBF. Bring your own lunch. For further information call John Hogg at 823-9744.



## The Leader

**R**emember the Leader is your publication and as such needs your input. Every member is encouraged to contribute. Weather you have an idea, criticism, a story, an article or you are a good artist that can draw a picture for us, please don't hold back. Contact your editor and lets hear what you have to say. Inputs are required by the 22nd of October to make the November publication. These can be hand written, typed, faxed or dictated over the phone or just call and pass on your thoughts. The point is that we need input from you!

Call or fax Wayne at 726-1584.

What's Hot and What's Not (continued) - The Fishing Report from *Fish First!*

Fishery	Water Conditions	Fishing Conditions, Techniques, and Hatches	Flies
Rogue River (Medford to Shady Cove)	Moderate flow (1100 cfs). clear.	Fishing is awesome for 18-25" hot steelhead. Indicator nymphing with large stonefly nymphs and october caddis pupa is producing lots of fish throughout the day. Leeches and streamers also producing. Salmon are not on the redds yet; glo-bug action will pick up in coming weeks.	Stoneflies (see Yuba River). Streamers (see East Curson River). October caddis (see McCloud River).
Sacramento River (above Lake Shasta)	Low flows (65 cfs at Box Canyon, 260 cfs at Dog Creek). Clear, mid 50°F's to mid 60°F's.	Fishing is spotty, but slowly improving. Indicator nymphing the deep heavy runs is producing mostly 8-12" rainbows, with a few larger fish starting to show. Smaller (#14-18) nymphs producing better than large ones. Creamy mayflies hatching in the evening around Dunsmuir, some fish working the dries. Look for the october caddis hatch in the next couple of weeks.	Caddis pupa - SRI mono eye caddis, Ligas' scintillator, Fahini terror, beadhead lite bite, LaFontaine sparkle pupa, Not's pupa, z-wing caddis, serendipity, glass bead pupa, peeking caddis (#14-18). Caddis emerger/adult - Bett's The Fly, Harrop slow water, clk hair, goddard, SRI real, CDC buck, emerger/diving, Matthew's x-caddis, King's River, SRI hi-vis (#14-18). Beadheads (see Pit River). Creamy orange mayfly (see PMD for Fall River). October caddis (see McCloud River).
Stanislaus River (Middle Fork below Beardstey Reservoir)	Clear, cool. Normal water level (170 cfs at Mt Knight).	Fishing is fair to good for rainbows and browns from 10-16". Indicator nymphing from Spring Gap to Heardsley. Afterbui is consistent throughout the day, with best action on beadhead princes and small mayfly nymphs. Midges and creamy mayflies showing the evening, with some fish working the dries in the pools and slower runs.	Midge pupa/larva - disco, Kaufmann's midge pupa, gray midge pupa, brassie, midge biot (#18-22). Midge emerger/adult - Bett's midge emerger, Harrop midge adult, griffith's gnat, palamino, CDC hatching, CDC midge adult, Harrop CDC transitional midge, parachute adams (#20-22). Beadheads (see Pit River). Creamy mayfly (see PMD for Fall River).
Truckee River (from Lake Tahoe to Nevada State line)	Clear, cool. 70 cfs release from Tahoe. 500 cfs @ Floriston.	Fishing is steady, and improving with cooler weather. Indicator nymphing is consistent throughout the day with caddis pupa and small mayfly nymphs. Some mayflies and midges hatching in the afternoon and evening. October caddis have not started yet.	Beadheads (see Pit River). Caddis (see Upper Sac River). PMD (see Fall River). Midges (see Stanislaus River).
Yuba River (below Eaglebright dam)	Clear, low flow (710 cfs). Mid 50°F's.	Fishing is very good. Both rainbows and steelhead showing. Indicator nymphing with caddis pupa and stonefly nymphs. A few fish rising to caddis dries fished blind. The salmon are in, but are not on the redds yet.	Stonefly nymph - Beadhead biot stone, superior stone, Barr's dark stone, braided birch creek, black rubberleg, chez sparkle stone, brownstone rubberleg (#6-12). Stonefly dry - SRI irresistible stone, Kaufmann's stimulator, improved stone, golden stone rubberlegs, madam X (#6-12). Beadheads (see Pit River). Caddis (see Upper Sac River).

**Fall Schedule of Classes at *Fish First!* Fish With Us Clinics** - You will learn access points, resident aquatic insects, and productive fishing techniques. Depending on the fishery and tin cover rigging and presentation for nymph, dry fly, and streamer fishing. After completing our clinics, you will be able to fish the same water with knowledge and confidence by yourself. **SA** Come experience this exciting fishery that is located only one hour from our shop. Fall and spring finds these powerful gamefish schooled up in Delta. With an average depth of 6-8 ft, num baitfish, Frank's Tract is ideal for flyfishing. Learn streamer and top water techniques, and the striper's favorite hangouts during different tides. These trips are run half day, with both morning available. We supply the boat and rods/reels. Cost \$125 (limit 2 persons per boat). 8, 10 Oct 95. 2, 3, 6, 7, 8, 9, 24, 25 Nov 95. 17, 18, 20, 24, 25, 27 Mar 96. **Upper and Lower Sacramento combination!** The first day will be on the Upper Sac during the October caddis hatch, the last big hatch of the year. The feisty rainbows will be fattening up for the winter on these juicy mo on the Lower Sac in Redding. The salmon will be spawning, with the large rainbows stacking up behind them, feeding on salmon roe. We catch some of our largest rainbows of the year du 21&22, 28&29 Oct 95. 4&5 Nov 95. Cost \$245 for 2-day trip. **Lower Sacramento River** - From Redding to Anderson, this river is Northern California's premier big fish destination. We f through April, when the flows are low. Both drift boat are offered. Throughout the winter, fishing is very consistent. In March and April, the river sports tremendous caddis hatches. Indicat technique for consistently catching these supercharged fish. Dry fly action is possible in selected areas. We offer an unequalled opportunity to learn a great river that is only 3-1/2 hours fro 95. 9, 10 Dec 95. 24, 25 Feb 96. 17, 18, 24, 25, 31 Mar 96. Cost \$110. Call Fish First I at 510/526 1937 or email LJISIR@AOL.COM for more information or to sign up.

**Steelhead Report - Klamath River** - Fishing is fair to good for half pounders and some adult steelies. Most fish are in the lower river (Johnson's area). Brindle bugs, mossbacks, and soft hac both floating and sink tip lines. Some fish coming up for dries in the morning and evening when sun is off the water. **Trinity River** - A few adult fish are being caught throughout the system things cranking (area above old Lewiston Bridge closed). Not many half pounders showing. **Feather River** - Steelies just starting to show, fish the low flow section with caddis pupa and nur on the redds yet. Look for improving fishing in coming weeks. **American River** - High flows, lots of salmon, but not many steelies yet. **Rogue, Yuba Rivers** see main report.

**Other reports** - Water on Lower Sac River through Redding is down to 9500 cfs, and with the salmon ready to start spawning fishing will be awesome in coming weeks. Back country in the attractor dries and nymphs producing. The fishing are very hungry. North Fork of Yuba River (between Sierra City and Downieville) fishing well on beadheads, hoppers, and attractor dries and improving; use beadheads and streamers deep; not much dry fly fishing. **San Joaquin River** (near Devil's Postpile) is fishing excellent with both nymphs and attractor dries. Pleasant Val dries and beadheads producing during the day, small mayflies and some caddis hatching in the evening. **Davis Lake** is spotty; look for improving conditions with cooler weather. **Stanislaus R** to good; water levels are 280 cfs. Nymphing is good all day and some caddis hatching in the evening (this section closes 15 Oct). **Hot Creek** fishing fair with small nymphs, some micro cad **Indian Creek Reservoir** fishing fair with damsels, callibaecus nymphs; less small brookies showing than earlier in the year. **Martis Lake** is spotty; some blood midge action in evening. **Rush** beadheads during the day, caddis dries in evening. **North Fork of Stat** is fishing fair, indicator nymphing and attractor dries both producing.

This fish report would not be possible without the help of Keith/Powell Fly Shop/Chico, Ralph & Lisa Cutler/ Truckee, Dave Brown/Trout Country Fly Shop/Burney, Mt Shasta, Allan Bru; Steve Kennedy/Troulfitters/Mammoth Lakes, Randy Johnson/Truckee, Ken's Sporting Goods/Bridgeport, Ron Hart/Hart's Guide Service/Mt Shasta. Help keep this report updated - call in v

This fishing report is provided courtesy of *Fish First!*, 1404 Solano Avenue (between Carmel and Santa Fe), Albany (North Berkeley). 510/526-1937. *Fish First!* is a full service flyshop be put on the fax distribution of this report and visit them when you head out fishing. Access to their shop is easy from Interstate 80. Open 10-7 pm Mon-Fri and 10-5 pm Sat-Sun.

9/21 AM  
 9/28/95  
 510-526-1938  
 Fish First!

What's Hot and What's Not (updated 23 September 1995) - The Fishing Report from *Fish First!*

Fishery	Water Conditions	Fishing Conditions, Techniques, and Hatches	Flyes
Carson River, East Fork	Moderate flow (170 cfs @ Gardnerville), clear. Mid to high 50°F's.	Fishing is fair, and improving. Indicator nymphing with beadheads and october caddis pupa is producing for browns and rainbows to 16". Dry fly fishing with attractors and hoppers also bringing up some fish. Creamy mayflies and some caddis hatching in the evening. Streamer fishing at dawn and dusk producing some big fish in the larger pools.	Streamers - Lite brite zonker, Janssen marabou leech, woodlind sculpin, krystal bugger, articulated leech, maluka, minil leech, muddler minnow, lite brite minnow, mylar zonker, beadhead kyrstal bugger, beadhead minileech (#4-10). Creamy mayfly (see PMD for Fall River). Attractor dries (see Feather River). Caddis (see Upper Sac River). Beadheads (see Pit River). Hoppers (see Feather River). October caddis (see McCloud River).
Crowley Lake	Weedy, mid 50°F's to mid 60°F's.	Fishing is good. Streamers on sinking lines producing 15-25" rainbows and browns. Good areas to fish are Hilton Bay, Green Banks, and Magee Bay. Crooked Creek arm has an algae bloom. The trick is to fish different depths until you find the larger trout.	Streamers (see East Carson River).
Fall River (Cal Trout access to Spring Creek bridge)	Clear, normal flows, cool. Weedy.	Fishing is fair. BWO hatch is improving; on cloudy days trout are rising from 10 am on. Indicator nymphing and swinging small mayfly nymphs are steady producers. Swinging streamers at the deep ends is productive in afternoon when wind comes up. PMD hatch is sporadic.	PMD nymph - PT, HB PT, poxyhack PMD, Burk's HB infrequens, Burk's leg nymph (#16-18). PMD emerger/dry - Harrop short wing emerger, Harrop CDC transitional dun, DB foam emerger, floating nymph, Lawson's halfback emerger, Lawson's crippled dun, Harrop captive dun, CDC comparadun, Shimazaki CDC dun, sparkle dun, thorax dun, extended body dun, hi-vis parachute, Harrop hairwing dun (#14-18). BWO patterns (see Hat Creek). Streamers (see East Carson River).
Feather River, Middle Fork	Clear, normal flow (280 cfs @ Milsap Bar). Mid 50°F's to low 60°F's.	Fishing is good. Best area is from Nelson Creek to Lake Oroville; indicator nymphing with beadheads in the runs is the ticket. Grasshopper fishing in the afternoon is good, especially on windy days. Caddis and creamy mayfly hatch has fish looking up from 5 pm to dark. Most rainbows and browns running 8-15".	Hopper - Dave's, bullethead, parachute, foam wing (#6-12). Attractor dry - royal wulff, yellow humpy, royal humpy, stimulator, H&L variant, adams irresistible, trade (#10-16). Stoneflies (see McCloud River). Creamy mayfly (see PMD for Fall River). Caddis (see Upper Sac River). Beadheads (see Pit River).
Hat Creek - Lower (PH-2 to Pit River)	Normal flows, clear. Weedy.	Fishing is improving. Morning trico hatch is waning, a few fish rising to spinners mid-morning. Midday fishing is slow; keep walking the flats looking for risers (use hoppers). BWO hatch in mid-afternoon has started and will get better in coming weeks (especially on cloudy days). Indicator nymphing in the Pit #2 riffle is also improving.	BWO nymph - poxyback, biot poxyback, Burk's leg nymph, DB baetis nymph, hares ear, PT, brassie, olive disco midge, barr's wet emerger (#16-20). BWO emerger/dry - floating nymph, RS2, foam floating nymph, Harrop short wing emerger, DB baetis emerger, Lawson's halfback emerger, marabou cripple, CDC transitional dun, Stalcup biot dun, hi-vis parachute, CDC parachute, Harrop hairwing, sparkle dun, Shimazaki CDC dun (#16-20). PED (see Fall River). Caddis (see Upper Sac River). Hoppers (see Feather River).
Heenan Lake	Some algae, low 60°F's.	Fishing is slow. Streamers and beadheads fished on sinking lines are producing a few cutthroats to 20". Recent cold nights should improve fishing in the next week or two.	Beadheads (see Pit River). Streamers (see East Carson River).
McCloud River	215 cfs at Ah-Di-Nait, normal color. Mid to high 50°F's.	Fishing is fair to good. Nymph the 2-fly rig (beadhead october caddis with a small mayfly or caddis dropper) in the pocket water and heavy runs. Fish are willing to come up for attractor dries in the evening (some creamy mayflies and a few caddis hatching). The october caddis hatch will get cranking shortly. The migratory browns have not shown up in good numbers yet.	October caddis pupa - Mercer's pupa, nabini terror pupa, beadhead rod squirrel (#8-10). Dry - Orange stimulator, irresistible stimulator (#8-12). Stoneflies (see Yuba River). Caddis (see Upper Sac River). PED (see PMD for Fall River).
Pit River	Normal clarity, 55-60°F, 150 cfs at Big Bend.	Fishing is very good. Indicator nymphing with 2-fly rig (isonydia with a small caddis pupa or mayfly nymph dropper) is producing throughout the day. For consistent action, make sure your fly is near the bottom. Just a couple of october caddis showing; look for more bugs in the next couple of weeks.	Beadheads - larva lace soft hackle, lite brite olive and pearl, flash gun, CDC clutch, danger baby, zug bug, prince, thorax PT, black PT, hares ear, olive hares ear, march brown, pecking caddis, caddis pupa (#10-18). Isonydia - black AP, isonydia nymph, beadhead isonydia (#10). Stoneflies (see Yuba River). Caddis (see Upper Sac River). October caddis (see McCloud River).