

# THE LEADER

VOICE OF THE

# GRANITE BAY *Flycasters*

SEPTEMBER

1993

GRANITE BAY FLYCASTERS  
P.O. BOX 1107  
ROSEVILLE, CA 95678



FEDERATION of  
FLY FISHERS



CALIFORNIA TROUT



KEEPER OF THE STREAMS



## GRANITE BAY FLYCASTERS

### OFFICERS

President	Bill Carnazzo	663-2604
V. President	Terry Eggleston	331-5258
Secretary	Jeanne English	677-7169
Treasurer	Missy Arnold	332-4723

### DIRECTORS

-Barbara Bania	Through 1995	677-4263
Paul Orcutt	Through 1995	878-9131
Jim Coleman	Through 1994	885-4128
Ron English	Through 1994	677-7169
Gordon Evans	Through 1993	887-8227
Mike Radoff	Through 1993	624-9406
Sturmer White	At Large	791-2618
Warren Schoenman	Past President	725-2542

### COMMITTEES

Conservation	Steve Avery	688-3162
	Joe Bania	677-4263
Gatekeeper	George Arnold	332-4263
Librarian	Jim Hornberger	961-2212
Editor	Jim Holmes	967-6709
Raffle	Bruce Cline	985-6745
Fishmaster	Ron English	677-7169
Historian	Warren Schoenmann	725-2542
Programs	Mark Neice	627-1837
Refreshments		
Annual Dinner	Marie Stull	663-2414
Public Relations	Frank Stolten	725-6894
Golden Trout	Ron English	677-7169
	Terry Eggleston	331-5258
Egg-Raising	Rick Radoff	624-2107
Project	Mark Neice	624-1837

## CALENDAR OF EVENTS

Sep 9	General meeting 7:30 p.m. at clubhouse Speaker: Dan Garcia Spring creeks and Fishing in Russia
Sep 11	Clean-up day on the American River
Sep 16	Board Meeting 7:00 p.m. at clubhouse
Oct 8-10	Conclave North Lake Tahoe Convention Center-Kings Beach
Oct 14	General Meeting 7:30 p.m. at clubhouse Speaker: Judy Warren Heenan Lake and Alpine County
Oct 21	Board Meeting 7:00 p.m. at clubhouse
Nov 20	Swap Meet at Clubhouse
Dec 11-12	3 Guys Fishing Expo Details in next leader

## PROPOSED FISHOUT SCHEDULE

Sep 11 & 12 Trinity River  
Sep 25 & 26 Robinson Creek  
Oct 22 Heenan Lake (Friday)  
Nov Kings River

Please Note: Any of these dates are extremely tentative due to, finally, a "normal" winter. If there are any fishouts that you would like to lead, contact the fishmaster, Ron English.

## **PRESIDENT'S MESSAGE**

**September, 1993**

### **On Fishing and Tying the Dry Fly--Part Three**

Oregon's Rogue River, I am happy to report, is alive and well. Bank to bank full from last winter's onslaught (and, according to locals, likely to remain so until winter), its heavy currents hurry the driftboats and hide the steelhead. Nevertheless, armed with a good guide, fantastic weather, and perhaps a bit of luck, Judy and I experienced a best-ever summer steelhead day. The fish were big, bright and strong. One doesn't land all such fish, and the flies aren't delicate works of art (rather big, heavy, black and ugly), but there's nothing like a striking summer steelhead to get one's attention, and test one's knots.

As you will note from an article elsewhere in this bulletin, Jack Dennis will be putting on a seminar late this year for those interested, sponsored by our club. Those who have met Jack, or been at one of his seminars, know Jack to be entertaining and a capable teacher. Don't miss this one.

Help is needed to finish the restrooms. There is painting and final detail work to be done. Please volunteer to help, by contacting Ron English, Rick Radoff, or Terry Eggleston.

Now, on to dry fly fishing. We've all read and heard plenty on this subject. I'll add but little to all that fine advice, with a few common sense pointers. First, as with tying, visualization is essential. Look at, and into (where possible) the water, and visualize the bottom, the current, and where fish can be expected to lie. This is more than "reading the water"; it means getting a feel for the entire ecosystem into which you are about to enter.

Second, carefully watch for fish activity before thrashing the water. If fish are visibly feeding, pick one or two and concentrate on them with something that

appears to imitate their prey. If not, choose a searching pattern and concentrate on those areas which your mental picture tells you are likely holding spots.

Third, select the best approach angle. Your mental picture should reveal drag-producing currents between you and the fish; avoid these by positioning, and using drag-reduction casting and mending techniques. In other words, make the fly act naturally.

Fourth, and finally, wade and cast carefully. It appears that fish can "hear" your steps, and can sense vibrations with their lateral line. Stealth pays. Casts should be short, with little or no splash, and with fly landing first. Now, go do it!!!

Some thought provoking words to leave you with:


If these mountains die, where will our imaginations wander?

If the far mesas are leveled, what will sustain us in our question to be larger than life?

If the high valley is made mundane by self-seekers and careless users, where will we find another landscape so eager to nourish our love?

And if the long time people of this wonderful country are carelessly squandered by Progress, who will guide us to a better world?

See you on the creek.



We would like to express our thanks to the members of the Granite Bay Flycasters for the continued support they have shown our stores over these past years. Also a big thank you to those club members, both past and present, who have expended considerable effort and leadership in making the Granite Bay Flycasters the leaders in Northern California.

## ***Fly Fishing Specialties***

*Hwy 50 & Bradshaw Store:*

9500 Micron Avenue -#129, Sacramento, CA 95827

Telephone: (916) 366-9252

*180 and Antelope Store:*

6412E Tupelo Drive, Citrus Heights, CA 95621

Telephone: (916) 722-1055

## BELLA PESCE ROD CO.

custom made graphite fly rods


&  
rod stands



Sebastian F Arcuri  
(916) 729-5168

# Support Our Advertisers

And be sure  
to tell 'em  
"I saw it in  
The GBF  
'LEADER'"



**GRAPHIC-CAT PRINTING SERVICES**

YOUR DEADLINE IS OUR DEADLINE

"Fastest Cat In Town"

Phone:  
**791-7272**

Lyle & Roberta Boggess  
owners  
CA 95681

SIERRA COLLEGE BLVD. ROSEVILLE

8-300-C-0188

Typesetting • Copy • Art • Layout • Photo • Proof • Letter • Press • Binding • Business Cards • Envelopes • PM's • Logos



## Patrick B Sandlin, D.D.S.

### TWIN CREEKS DENTAL

720 Sunrise Avenue, Suite 120

Roseville, California 95661

Phone 783-0471



PH: (916) 486-9958  
FX: (916) 486-2611  
OPEN 7 DAYS

BILL KIENE  
Owner

Mueller Corner (Rear)  
2654 Marconi Avenue  
Sacramento, CA 95821

## All Awards

- Trophies - Plaques
- Custom Nametags
- Custom Lapel Pins
- Group Discounts
- T-Shirts - Hats - Jackets
- Mugs
- Keychains
- Decals, etc
- YOUR LOGO PRINTED ON ALMOST ANYTHING

7335 Greenback Lane  
Citrus Heights, CA 95621

ROBERT SMITH  
Owner  
(916) 729-0505

(916) 784-2129



**KEVIN S. MCCURRY, D.D.S.**  
GENERAL DENTISTRY

140 Folsom Rd., Ste. A • Roseville, CA 95678

## GBF LIBRARY UPDATE

Our club library is a wealth of information on fly fishing. Jim Hornberger has built a fine collection of over one-hundred books and videos. I am looking forward to continuing Jim's work as the new librarian.

Some **NEW** things will be happening the next two months with the library.

One-the Board has approved charging fines on overdue books and videos. The fine will be \$5.00 a month per book or video until it is returned or until the replace value is matched. The fines start in November! If you check out a book and/or video at the October meeting and do not bring them back until the December meeting, you owe \$10.00, \$5.00 for the book and \$5.00 for the video. All fines collected will benefit the library.

Two-GBF has two big boxes of magazines donated by Jack Parker. The magazines include Rod and Reel, the Flyfisher, Fly Fishing, and Flyfisherman. They will be on sale at the meetings for \$.50 for two or \$1.00 for three. All money collected benefits the library.

Three-the library will be arranged in categories-Entomology, Fly Tying, Travel, Fishing Stories, and Fishing Techniques. There will be a sign on each category for ease of selection. Come by and check the categories! Maybe you will see something that you didn't know we have. ALSO, LOOK for the new books like Angling Field Guide for Fish of Alpine County, by Judy Warren and others!

Paul Roccoforte-Librarian

## GBF CLUB KITCHEN

Mark Neice and Terry Eggleston are soliciting donations for our club kitchen. Our goal is to have a complete kitchen for club functions, such as fishouts, annual picnics, etc. Vern Stubbs has already donated a nice 14" skillet. Mar and Terry are working on a "Wish List" and it will be available soon.

## NOMINATIONS

Nominations are now open for the offices in the Granite Bay Flyfishing Club. The positions available are listed in the front of this publication as well as the committees that need chairman. If you are new to the club, this is your chance to get involved! None of the jobs require that much time and you get to know a new bunch of zealous fishermen. The nominating committee consists of Paul Roccoforte, Warren Schoenman and Frank Stolten. Contact any of these gentleman for information.

Yuba River  
Fishing Closures  
by Ron Otto

The Yuba River is unusual. Steelhead enter its waters many months of the year and it supports both a fall and a spring run of salmon. These are mainly wild fish. And like most good (though difficult) water, the Yuba is attracting an increasing amount of attention.

The Fish and Game Commission's recent closure of fall fishing on the Yuba River above the Highway 20 bridge has not played well with steelhead fishermen. The chance to hook a large adult fish behind spawning salmon in the fall was eliminated here when Fish and Game, Region II succeeded in getting a total closure of fishing in this area of the river during the months of October, November and December.

Fishery Biologists John Nelson, Fred Meyer and Nick Villa of the California Department of Fish and Game, Region II, were quite willing to discuss why the department chose to lobby for the three month closure. Only a small portion of the fall run fish spawn above the Highway 20 bridge. However, it is thought that nearly all of the dwindling spring run, which may soon be on the "endangered" list, spawn above the bridge at this time. Warm water temperatures, especially in October and November, hooking mortality, undue stress to hooked fish, and illegal take of salmon were all offered as reasons for the department's position. It was also acknowledged that further data are clearly needed to better plan and to manage the resource and increasing fishing pressure.

It is important to recognize that several individuals and groups, other than ourselves, have an interest in the Yuba. Some would have the river open year-round to the taking of fish, while others have suggested a cessation of all fishing to protect the resource. Finally, it is mandated that DFG strive to double salmon and steelhead stocks by the year 2,000.

Due in large part to the questions and concerns of steelhead flyfishers, DFG Region II is recommending to the Fish and Game Commission that fishing again be allowed above the Highway 20 bridge during the month of December. This is suggested as a compromise measure, perhaps erring on the side of caution. By December, most of the salmon will have spawned and water temperatures are generally cooler. December can be a good month to be on the river.

What is coming for the Yuba, besides a possible relaxation of regulations for the month of December? Both long- and short-term planning require more information than is presently available. Although funding continues to be a problem, the department needs and hopes to gather more hard information. Only in this way can we move toward management and policy recommendations for the Yuba River which are increasingly knowledge-based.

Another development may prove to be an even greater obstacle. The principal approaches to the river and gravel bar on the south side above the Highway 20 bridge have recently been blocked and posted. Word has it that the property has changed hands and that the new owners have taken a pecuniary interest in this part of the river and the adjoining land. This severely limits wading access to a prime flyfishing stretch of the Yuba and bears close scrutiny.

## FLYTYER'S CORNER

by

**BILL CARNAZZO**

### The Light Cahill

[NOTE: THIS IS THE PATTERN FOR THE FLY TYING CONTEST FOR September. SEE ARTICLE ON THE CONTEST IN THE JULY BULLETIN]

The Light Cahill is a simple, elegant, effective pattern. It is steeped in tradition, embodying the Catskill fly tying tradition (Hewitt, Gordon). For more information on the Catskill tyers, see Catskill Fly Tyer, by Harry Darbee. By simply changing the body to stripped peacock quill and the hackle to blue dun, you can tie the Quill Gordon. Quiz: how would you convert to the Hendrickson? Look it up in a good fly tying book. This fly, and its compadres, will float high and upright if tied correctly, and will impressinate (is that a word?) virtually any light colored insect.

#### Materials

Hook	Tiemco 900BL; Mustad 94845 Size 12-20
Thread	Pale Yellow 6/0 or 8/0
Wing	Mallard flank dyed woodduck
Tail	Light ginger or cream hackle
Body	Light ginger or cream poly
Hackle	Light ginger or cream

#### Tying Instructions

1. Select mallard feather with even tips and cut out the center stem below the height of the wings. Stroke fibers together and measure them against hook shank. Make tips even.

2. Position feather 1/4 shank length behind eye. Wing should be 1-1/2 times gape in length. Tie wing in directly on top of hook, and trim butts at angle.

3. Fold wing back, wrapping a few in front of wing to stand it up. Remember not to use excessive thread wraps--tie sparsely. Now divide wing in half and "X" the thread between them. Select desired angle of wings, ranging from horizontal (for spinner) to vertical (dun).

4. Mount 8-10 hackle fibres directly above point on hook where barb would end if this was a barbed hook. Fibres should be even, with length equal to shank. Using thread, form slim transition between tail and wing butts.

5. Sub sparse body, tapered up from tail to rear of wing.

6. Prepare 1 or 2 hackles (depending on size of hook) and tie in behind wing. Now add dubbing around wing base to create impression of thorax and form good base for winding hackle.

7. Wrap 2-3 winds behind wing, and equal number in front, staying at least one eye length behind eye. Create small, neat head and tie off.

8. Enjoy.....!!!

#### BOOKS FOR SALE

The following collectors books are now available for sale. All proceeds benefit the GBF library. To purchase a book, call Paul Roccoforte at (916) 989-7331.

1. Fish and be Damned; L. Lariar, 1953. \$10.00
2. The Practical Angler; W.C. Stewart, 1961. \$35.00
3. Complete Book of Bass Fishing; G. Gresham, 1966. \$10.00
4. The Life Story of the Fish; B. Curtis, 1949. \$15.00
5. A Modern Dry Fly Code; V.C. Marinaro, 1970. \$100.00
6. Modern Book of the Black Bass; B. Dallymple, 1972. \$5.00
7. To Hell with Fishing; E. Zorn, 1947. \$25.00
8. A World of Fishing; J Brooks, 1964. \$40.00
9. Salt Water Game Fishing; J. Brooks, 1968. \$20.00

#### CONSERVATION REPORT By John Hogg

The Great American Cleanup is scheduled for Saturday, Sept 11 and if you are in town and can make yourself available for the morning it would be greatly appreciated. This is a splendid opportunity to do a small favor for one of California's great rivers.

The schedule is to meet about 9:45 AM at Goethe Park. You will be checked in by site coordinators, and the actual cleanup will go from 10:00 AM 'til Noon. Following that is lunch (I believe its free for participants), and then Riverfest activities centered around booths being staffed by various organizations. If you have any questions, please call me at 916-823-9744.

Directions to Goethe Park are as follows: From Hwy 50, exit on Bradshaw Bl.; go North to Folsom Bl.; turn right and proceed to the 10000 block where you will turn left on Rod Beaudry Drive which you will follow all the way into the park.

**Bear River project advances!!!!** AT this writing Richard Flynt, DFG Stream Restoration Consultant wants to meet with club representatives on **September 14**. At press time I am still trying to confirm this with him.

**Stream Tip:** Getting rid of an old leader on the stream is a real pain. Stuffing it into your pocket is almost impossible; throwing it away, intact, creates a potential snare for fish or fowl; cutting it into small pieces is acceptable but still litter-some. Here's an easy way to get it into your pocket for later disposal: wind the leader around the extended fingers of one hand into coils roughly 4 to 6 inches long. **Now tie an overhand knot in the whole mess.** It will hold together in a small clump, and won't unravel in your pocket.

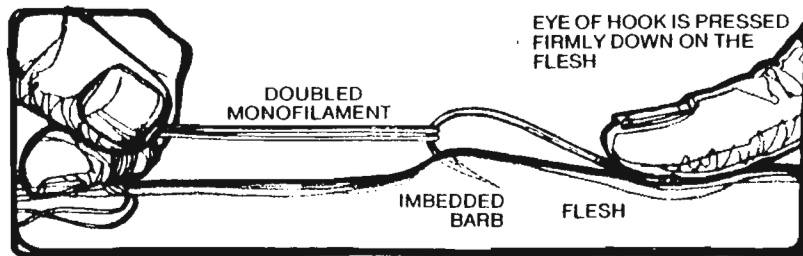


## TECH TIPS

Warren Schoenmann

Haven't heard from many of you about the First Aid class, but I'll continue to accept input from you for another month while I round up an instructor. In the interim here's an article I found on a proven method of "painless" hook removal.

# Painless hook removal

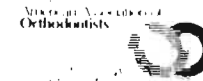


Sooner or later nearly every fisherman becomes the victim of his own hook. And if you're lucky enough to escape being hooked yourself you've probably had the painful responsibility of removing one from a buddy. The various primitive methods of removal you may have tried are not very pleasant. A fishing trip can be ruined by a wild cast, particularly if the victim is a child. There is a painless technique of hook removal being taught in emergency rooms around the country. The only tool required is a 2-foot piece of strong (15-pound or more) monofilament line. The line is doubled, then looped around the embedded hook. The eye of the hook is pressed firmly down on the flesh of the victim so that the hook stands arched upward. Then the doubled monofilament is gripped firmly and given a good yank. The hook flies painlessly out, leaving only the original prick mark in the skin and muscle. When the eye of the hook is held down, the yank on the line rolls the barb right out from under the flesh.... Painlessly.

**RONALD L. OTTO, D.D.S., M.S.**  
Diplomate American Board of Orthodontics

A Professional Corporation  
*Orthodontics for Children and Adults*

125-B Ascot Drive  
Roseville, CA 95661  
Telephone (916) 786-2442



**AMERICAN**  
**FLY FISHING CO.**

Dan Bratlen and Gary Eblen

**(916) 483-1222**

3523 Fair Oaks Blvd., Sacramento, CA 95864

*Keaton Boats, Inc.*

*Jack Keaton*

8509 Tolsom Blvd.  
Sacramento, CA 95826  
(916) 383-2150

*Family  
Ski Boats*



## FISHING REPORT

### **American Fly Fishing Co.** Gary Eblen, Owner

\*American River-Steelhead on 11 girth. caddis emerger 14-16 in P.M.

\*Feather River-last 1/2 of month starts salmon and steelhead

\*Heenan-Opens Sept 3--Don't miss this great fishing

### **Fly Fishing Specialties** Stan, Owner

\*Truckee River Lumbermill to Glenshire -14 bead head bird's nest, 14-16 parachute caddis

\*Umqua is FANTASTIC-See Stan for Details

\*Lower Yuba 16 Olive soft hackle and 14 olive humpie

\*Heenan Lake opens Sept 3-#2 Uniform sink with 10 prince nymph or similar

### **Kienes's Fly Shop** Bill-Owner and Jeff

\*Little Truckee-late evening dk or olive Caddis 14-16

\*Truckee River-Early and late, Caddis 10-12 and ants during the day

\*Martis Lake-Fair with blood midge

\*McCloud River-Some October Caddis showing

\*American River-1/2 pounders showing in A.M. Caddis pupa, 10-12

### **The Fish Connection** Mike and Sue Solgat, Owners (702) 782-4734

\*East Fork of the Carson (Below Hangman's Bridge)-16 caddis, 14-16 royal wulff, and red humpies

\*Burnside Lake-16 mosquito, 16-18 White miller, 20 midge

\*Crater Lake-Fish and KEEP up to 15 fish to relieve a serious stunting problem-just about anything will attract these fish

## ONE FLY TOURNAMENT

On Sunday, August 29, 1993 the Tahoe-Truckee Flycasters hosted a one fly tournament at Red Lake (located off of Hwy 88 near Carson Pass). Granite Bay Flyfishers were represented by seven members-Rick Radoff, Ed and Marie Stull, Ann and Terry Eggleston, Mark Neice, and John Peterson. The four person team of Ann, Terry, Mark and John were fortunate to win this event with \$40.00 gift certificates to each person courtesy of the Fish Connection and the Reno Fly shop. Congratulations!

Also, congratulations to Rick to be the first person to lose his fly and the winner of the booby-prize-and spinning rod with a large ugly fly. He probably won't lose this one!

## DINNER UPDATE

Marie Stull, Dinner Chairperson, announced that plans are going smoothly for the upcoming annual dinner to be held on February 60, 1994. As most of you know, Lefty Kreh will be the featured speaker. If you don't know about Lefty, you should.

Marie is also asking for donations for the raffle to be held in conjunction with the dinner. The GBF is known for its fine raffle and only with generous donations is this possible. Contact Marie for information.