

THE LEADER

VOICE OF THE

GRANITE BAY
Flycasters

April 1992

GRANITE BAY FLYCASTERS
P.O. BOX 1107
ROSEVILLE, CA 95661

Contributors to FFF, Cal Trout
and The California Sportfishing
Protective Alliance.



Granite Bay Flycasters

Officers

President	Warren Schoenmann	725-2542
V. President	Bill Carnazzo	989-2012
Secretary	Lamont Carr	791-4779
Treasurer	Missy Arnold	332-4723

Directors

Jim Coleman	Through 1994	885-4128
Ron English	Through 1994	677-7169
Gordon Evans	Through 1993	726-5796
Mike Radoff	Through 1993	624-9406
Mark Neice	Through 1992	627-1837
Joe Bania	Through 1992	677-4263
Paul Orcutt	Al Large	878-9131
Rick Radoff	Past President	624-2107

Committees/Chairpersons

Conservation	Gray Allen	783-4334
	Steve Avery	688-3162
	Joe Bania	677-4263
Gatekeeper	George Arnold	332-4723
Librarian	Jim Hornberger	961-2212
Editor	Bill Carnazzo	989-2012
Raffle Comm.	Marie Stull	663-2414
Fishmaster	Ron English	677-7169
Historian	Warren Schoenmann	725-2542
Programs	Marie Stull	663-2414
	Rick Radoff	624-2107
Refreshments	Cathy Radoff	624-9406
Annual Dinner	Marie Stull	663-2414
Public Relations	Frank Stolton	725-6894
Golden Trout	Marie Stull	663-2414
	Terry Eggleston	331-3734
Egg-Raising	Rick Radoff	624-2107
Project	Mark Neice	624-1837

CALENDAR OF EVENTS

Mar. 30	Flytying Potpourri #5 7:00 p.m. at Clubhouse
Apr. 6	Flytying Potpourri #6 7:00 p.m. at Clubhouse
Apr. 9	General Meeting* 7:30 p.m. at Clubhouse
Apr. 16	Board Meeting** 7:00 p.m. at Clubhouse
May 14	General Meeting* 7:30 p.m. at Clubhouse
May 16	Club Picnic at Clubhouse
May 21	Board Meeting** 7:00 p.m. at Clubhouse

* NOTE: Be sure to be at the gate before 7:30 p.m., because the gatekeeper must lock the gate at that time.

** NOTE: Be sure to be at the gate at 6:45 p.m., because the gatekeeper will lock the gate at that time.

Also please Note:

CASTING Clinic for those who've signed
up - April 11 (SATURDAY)

April 12 (SUNDAY)

If you haven't attended pre-clinic or haven't
been contacted, call Marie Stull or Terry Eggleston.

**Tentative Outing Schedule--1992
(Revised)**

Apr. 4-5	Sacramento River at Redding
Apr. 26	Lake Natoma Outing & Picnic
May 10-??	Arcularius Ranch. Reservations full.
May 30-31	Mill Creek-backpacking trip
June 6-7	Indian Creek Reservoir
June 13-14	Fuller Lake
July 25-26	Kings Canyon
Aug. 21-24	North Umpqua
Aug. ??	Lake Natoma Hexagenia Evening Fishout
Sep. 12-13	Trinity River
Sept 26-27	Robinson Creek
Oct.	McCloud River/Squaw Valley Creek
Nov.	Steelhead trip

Note: other outings may be scheduled, and announced at our regular meetings.

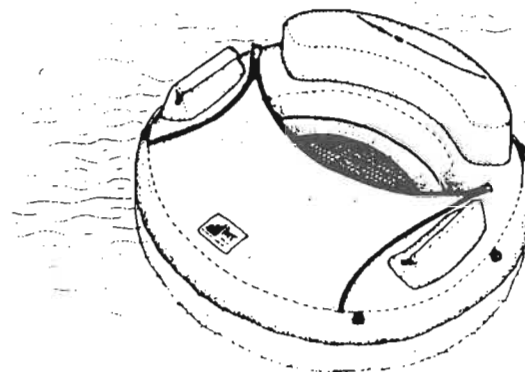
PRESIDENT'S MESSAGE

Warren Schoenmann

Lets give credit where credit is due. The success of the Granite Bay flycasters is the direct result of the dedication and hard work of its' officers and members who can be proud of their accomplishments and who have brought the club to where it is today. In our short time of existance we have become known as one of the most progressive and intense Fly Fishing clubs, both in deed and in sport. I wish to sincerely thank each and every one of you for your help in bringing our club to its present well being.

The annual picnic promises to be another great club event again this year, headed up by Paul Orcutt, who still needs some help with some of the events. its going to be lots of fun and a lot of great prizes (and I mean GREAT) will be in the raffle so plan to attend and get your tickets early. Check the leader for more details on the picnic.

Tight lines..., catch 'em, release 'em.



SEVENTH ANNUAL GRANITE BAY FLYCASTERS PICNIC

MAY 16, 1992--10:30 A.M.

REGISTRATION FORM

NAME: _____

NO. of adults (18 yrs. and up) _____ x \$2.00= _____

No. of children (less than 18 yrs.) _____ x \$0.00= _____

Total amount paid: _____

PLEASE CIRCLE ONE

I (WILL) (WILL NOT) bring a dish to share and help make up a variety.

NOTE

If you have anything that you can donate to the club for the raffle, please contact Marie Stull (663-2414).

AND.....

If you have any suggestions, or wish to volunteer to be a helper for the picnic, please call PAUL ORCUTT (878-9131).

SO-O-O-O-O.....

WE ARE WORKING VERY HARD TO MAKE THIS PICNIC A FUN AND EVENTFUL DAY FOR CLUB MEMBERS AND THEIR FAMILIES. WE HOPE TO HAVE A LARGE ATTENDANCE, SO PLEASE MARK YOUR CALENDAR AND WE WILL SEE YOU THERE.

Please turn this form in at the April 9th or May 16 general meeting

Or send it to: Paul Orcutt, 16775 Golden Ridge Rd., Applegate, CA. 95703, OR call Paul at 878-9131.

THE FISHMASTER SPEAKS

Pyramid Lake

We returned to Pyramid Lake on Feb. 15, 1992. People making the trip were Tom Klinefelter, Paul Orcutt, Steve Hand, Al Biasotti, Terry Eggleston, and Ron English. The weather was great, sunny, warm and slightly windy. The place could be turned into a winter resort with such weather.

Once again the fishing was poor with only one small fish being landed and another larger one hooked and lost. Places we fished included Wino Beach, Blockhouse and Dago Bay.

We all had a good time and learned a little more about fishing Pyramid Lake.

Sacramento River, Redding--March 9, 1992

The trip to Redding was attended by Terry Eggleston, Bob Naegle, Jim Holmes, Randy Puccetti, Dave Tilden, Al Biasotti, Gordon Evans, Mark Neice, Steve Hand and Ron English. The weather was great, warm and sunny. It was a large turn out for a Monday. Apparently many club members like to fish on Monday.

The river was in great shape--about 3000cfs--but the fishing was tough. Terry caught the most and largest, with Al catching a nice 18" to 19" inch fish. The fishmaster caught a baby fish by Sacramento River standards--about 12".

Cameron Park Lake--March 21, 1992

The fishout to Cameron was a joint fishing experience. Several cub scouts joined us at the lake with a fly that they tied the week before. But many didn't use or trust the hand tied fly and reverted to their tackle boxes. One cub scout using a woolly bugger on his spinning rod caught a 14" bass. He was assisted by Nick English.

Several members of the club attended the fishout. They were: John Hardin, Terry Eggleston, Sturmer White, Kieth Haviland, Warren Schoenmann, Steve Hand, Ed and Marie Stull, Paul Orcutt and the English family.

The fishing was poor from the bank with a cub scout catching the only bank fish. Float tubers did OK with Steve Hand getting two fish at once.

SECURITY WHILE FISHING

Recently one of our members lost thousands of dollars worth of fishing gear to thieves who broke into the truck's camper shell. The truck was parked in what appeared to be a safe location--near a fish hatchery.

While the agony of losing treasured gear is beyond description, even that pain pales beside the horror of dealing with your insurance carrier, whose adjustor likely knows absolutely nothing about fishing gear, its function, purpose or value (intrinsic, or subjective). By way of simple example, how many flies are typically in a fly box? 100? 150? What patterns were they? Can you prove you actually had them--or, for that matter, any of the gear you claim to have been stolen? Be assured that your insurance company's adjustor will ask, and expect firm answers to, these and many other questions--so it pays to be prepared to answer them in a way which assures that you will be fairly and adequately compensated. Remember, it is your own insurance company that you will generally be dealing with, to whom you have been paying all those premiums for so many years. It stands to reason that your insurer owes you a duty of good faith in dealing--but it seems that reason and reality part ways when it comes to this type of claim.

Here's a few thoughts which might prove useful:

1. Have replacement cost coverage. If you don't, your ten year old reel, which is just as good as the day you bought it, will be worth zip, zero, nada!!! Now go to the fly shop and see how much it costs to buy the replacement--if it is still available. Also, consider a special "rider" or schedule for your fishing gear. In any event, talk it over with your agent.
2. Always park in an open and visible location.
3. Leave no gear visible. If driving a car, put gear in the trunk; if driving a truck without a camper shell, stuff it behind or under the seat; if you have a shell, cover gear or hide it if possible.
4. Be certain to lock vehicle.
5. Take pictures or a video of your gear, including open fly boxes, and keep a gear list.
6. Keep receipts for significant purchases.
7. If you are hit, call the police/sheriff and insist on a complete loss report. Resist the temptation to estimate value to the officer--who will attempt to get you to do so. If he/she insists, give only tentative answers, an err on the high side (or the adjustor will use it against you later).
8. If you are having trouble with your adjustor, seek the assistance of a fly shop proprietor. Often they will have dealt with these situations, and may have helpful advice.

While it is a sad commentary on the state of affairs that we have to take these precautions, reality dictates that unless we do so we can expect to be victimized--once by the criminal, and later by the insurance company.

CONSERVATION PROJECT: AUBURN RAVINE CREEK

Help save native Coho Salmon in Auburn Ravine Creek! Fingerline native Coho Salmon attempting the perilous journey to the Sacramento River and on out to sea more often than not end their journey in a farmer's field near Lincoln. But GBF's indefatigable conservation chairman, Joe Bania, plans to give this season's crop of fingerlings a free ride around the weirs and irrigation gates that would otherwise end their lives. But he needs a bevy of like-minded conservationists to help get the job done.

Joe has negotiated a contract with the DFG that will provide fish traps and an aerated fish transport tank for the project. What Joe needs now are three or four people each day from around April 15 to June 15 to join him on the creek near Lincoln to empty the traps and then haul the fingerlings downstream about 20 miles. He needs your help for about two hours in the early morning while the air is cool. If you can help one day or more, please let us know. We'll sign you up for the day(s) that are most convenient for you and provide other details such as where to meet and when, and what to bring, as they become available.

If you can help, call Gray Allen, conservation co-chair, at 783-4334 (day or night) to volunteer. If you get an answering machine, give your name, phone number and date(s) that you are available. Thanks.

Note: Joe & Barbara, and Gray & Steve, have done a great job putting this project together. Now they need our help - so jump in there!

CLUB CONTRIBUTIONS

Here is a list of the organizations to whom GBF has donated funds:

Sierra Chapter, Trout Unlimited: \$50
United Anglers, Casa Grande High
School Chapter: \$100
Cal Trout: \$400

Your funds will be put to good use by these valued organizations.

APRIL PROGRAM

The April program will be "Fishing Friends and Techniques" by Joe Heuseveldt. Joe, a great fisherman, fly tyer and guide, has been fishing since he was 5 years old, having started out on the Kings River.

His guiding experience includes 5 years with Clearwater House. He moved to Truckee 13 years ago, and there got involved in trout fishing. Prior to that, steelhead was his main interest, along with shad.

He has helped Ralph Cutter with seminars in the past, and will be working with Ralph for a month this summer. This should be an exciting evening.



Please Don't Do This!!

3. Pull marabou gently rearward & hold it up slightly off shank, between left thumb & forefinger. Now wind ribbing forward over marabou. Use approx. 3-4 winds. Tie off where marabou tied in. Pinch off marabou to form tail (shuck) equal to or slightly longer than shank.

4. Take a small bunch of fine deer/elk hair, even tips with stacker, & place on top of hook with tips extending out over eye. Measure wing length equal to shank.

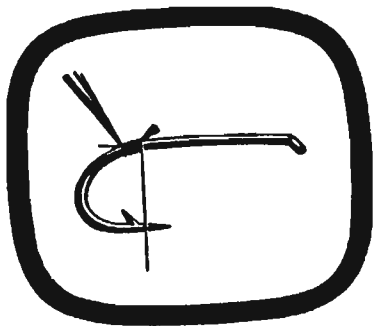
5. Keeping hair directly on top of hook, tie it down securely. Use of fine hair will avoid excessive flairing. Trim butts to about 1/8 to 1/16" in length. Wing should look like this:



6. Tie hackle in at wing mount point, & take 2 or 3 winds, & tie off.

7. Twist a small amount of marabou onto thread and dub onto shank in front of wing. form small head, whip finish.





FLYTYER'S CORNER

by

Bill Carnazzo

"Quigley Cripple"

This fly is a good imitation of a stillborn aquatic insect--normally a species of mayfly. It can also imitate a still-struggling emerger. Consequently, during those rare times when one encounters an active hatch in progress, this type of fly can be highly effective. The colors listed below are illustrative only--learn to use your own powers of observation streamside to determine the hue/color of the available insect population. Make a mental note of--or better yet, record--your observations for later imitation at the vise.

MATERIALS

Hook	Tiemco 100; Mustad 94845, 14-18
Tail/body/shuck	Brown, olive, etc. marabou
Rib	Fine copper wire
Wing	Fine natural deer/elk hair
Hackle	Brown, olive, etc. neck hackle
Thread	Brown, olive, etc. 8/0 or 6/0

INSTRUCTIONS

1. Attach thread & cover shank. Tie in copper ribbing at apoint just above rear tip of barb area.
2. Bring thread to point 1/3 shank length behind eye, & attach small bunch of marabou here. Do not wind back over marabou.

CLUB PICNIC

Once again we are getting ready for the GBF annual picnic, to be held on Saturday, May 16, 1992. This is an event that promises a good time for club members and their families. There will be casting games, a "scavenger" flytying contest, horseshoes, volleyball, and games for the kids.

We are charging a "registration fee" of \$2.00 per adult, which will be refunded in the form of free drawing tickets. The food is free, and will include soft drinks and the main dish--ribs and hot dogs. Every family is being asked to bring either a salad, side dish, or dessert to share.

There will be a raffle, with the usual assortment of excellent prizes.

We still need some committee chairpeople. The list of openings is:

- Food/material procurement (2 people)
- Volleyball
- Casting games
- Fly tying games

If you are interested in any of these positions, please call Paul Orcutt at 878-9131, or sign up for them at the next meeting.

Mark your calendars for May 16th!!!

BOARD MEETINGS

Your Board of Directors meets every third Thursday of the month at the Clubhouse at 7:00 p.m. All members are invited to attend, and listen to the club's business being conducted. Fresh ideas and discussion are always welcome.



**Flyfishing Backcountry
Sierra Streams
by
Royal B. Pocketwater**

**Sierra Trout Guide
by
Ralph Cutter**

Part VIII

We left Royal and ATC last time on the trail out of the backcountry, after the "sucker" episode, and in the midst of reminiscing over the humorous manner in which "Ice Box Hole" had gotten its name the previous year. Now we rejoin them as they continue their hike back to the truck.

As they emerged from the canopied part of the trail into the waning, filtered fall sunlight, ATC said "Royal, did you ever figure out why the water in Ice Box Hole was so cold? I checked it again today and it was right at forty eight degrees again".

"Well, my curiosity did get the best of me", replied Royal, "so I went back a couple of weeks later with Judith, while you were lollygagging around in your float tube on Quake Lake. It was hot, so we took a swim in Ice Box Hole--after getting skunked, of course. I swam across and against the far wall, to see what the bottom looks like there and why that big eddy and scum line form where they do. It turns out there's a huge rock slab on edge down there, and it acts as a current break to form a backwater. So I floated down below it to see where the current carried me. When I got to that big fissure in the wall, it felt like I was hit with an arctic blast. ATC, there's a huge spring that shoots out of that fissure; that spring water must be really cold to take the pool temperature down like that".

"I'll be", said ATC, "well, that accounts for that weird current shift at that point. That cold water must attract Old Hookjaw". "I think so", replied Royal, "there's a deep slot and a boulder behind it right at the foot of the fissure, and I'll bet that's where he hangs out during the day. Boy, I'd sure like to be at the Hole some evening when he ventures out into the tail of the pool to feed".

"The trick, then, is to hit that slot with the fly and keep it there, right?" asked ATC. "I'd put my money on it", said Royal excitedly. "That's why I wanted you to put the fly closer to the wall, and I guess my hunch was right--except that it was the wrong species, at least

This book is a good basic primer for someone interested in fishing Sierra lakes and streams. Even if one is not interested in high country fishing, or even in fishing, it is easy to enjoy the beautiful color pictures of the Sierra country and its trout. Even after the book is thoroughly read, you will want to thumb through it for the views of mountain scenery.

The author gives a short history and general distribution of the Cutthroat, Golden, Rainbow, Brown, Brook and Lake trouts. Included within each species are the various subspecies, such as the Volcano Creek and Little Kern Golden trouts. Each trout is represented by a color drawing to aid the reader in identification.

A chapter entitled "The Trout Fishery" gives the author's opinions on trout management, explaining management successes and failures: successes, such as the Wild Trout Program which has granted Wild Trout status to such rivers as the East Walker, Truckee and Owens; and failures, such as the introduction of hatchery trout into wild trout streams.

A basic introduction is given to trout environment, locating good trout water, and Sierra tackle and technique. Most of the information is covered in other publications, but Cutter does offer some practical ideas about mountain trout fishing. Another chapter is devoted to mountain hiking, camping and safety, with practical information on how to stay warm, dry and well-fed.

One of the most helpful parts of the book was the entomology section. Terrestrials, midges, mayflies, stoneflies and caddis flies are described. There is a sketch for each species, together with emergence schedules, color variations and imitations for nymph and adult stages.

In the back of the book there is a distribution chart which shows, presumably, every trout bearing Sierra lake and stream over 5 miles in length. The chart lists the streams and lakes by county, showing the waters' drainage system, the U.S.G.S. quadrangle map containing the major portion of the stream, and the type of trout that inhabit the water. I use a U.S. Forest Service map to locate a stream I would like to fish, then refer to the distribution chart to find if it is trout bearing. If I am really interested, I will order the quadrangle map that covers the area.

In an appendix, a list of Sierra packers and outfitters is provided, with addresses and phone numbers. Also, there is a list of maps and where they may be obtained. Finally, there is a list of environmental groups that are concerned with Sierra trout.

I enjoyed the book very much. Sierra Trout Guide is available at local fly shops or may be ordered from Frank Amato Publishing (1-800-541-9498).

Support Our Advertisers

FLY FISHING SPECIALTIES



"One Of The Largest Stores In Calif."

Complete Fly Fishing Pro Shop

CLASSES IN FLY TYING - CASTING & FISHING

NATIONAL & INTERNATIONAL TRIPS

OPEN MON - THURS 10-6 FRI 10-7

SAT 10-6 SUN NOON - 5P

Most Major Credit Cards Accepted

SACRAMENTO

366-9252

9308 MCDONALD AV #129
(HWY 50 & BRADSHAW)

CITRUS HEIGHTS

722-1055

6412 IUPUIO BLVD #1
(HWY 50 & ANTELOPE)

2 LOCATIONS TO SERVE YOU

FEATHER RIVER LTD.

Orvis

Patagonia

Thomas & Thomas

Scott

Fisher

Bucks Bags

MENSWEAR • FLY FISHING

World Wide Travel

GARY EBLEN.

OWNER

Winston

Willis & Geiger

Abel Reels

Ross Reels

Barbour Wear

Lantern

2380 FAIR OAKS BLVD. • SACRAMENTO, CA 95823

(916) 483-8711 • FAX (916) 483-1721

(916) 486-9958



Kiene's
Fly Shop

Dill Kiene
Owner

Mueller Corner (Rear)
2654 Marconi Avenue
Sacramento, CA 95821

today, anyway", he said, glancing sideways at ATC to see how he took this final needling about the slimy sucker.

Refusing to rise to the fly, ATC ignored this last comment. "Is that why you put me in The Hole first today?" he asked, curious now as to why Royal hadn't given him the tidbit about discovering the spring earlier.

"I suppose", replied Royal. "I did want to test my theory, and I wanted to see the take from above, if possible. I did see the flash, all right, just as you lifted your rod, and as deep as it was it did look troutish—at least until I noticed the goldish color" (snicker, snicker).

"Where did the fish that pulled you in for your little dip today take the fly?", asked ATC. "Right where I thought he would—directly in front of the big crack", answered Royal.

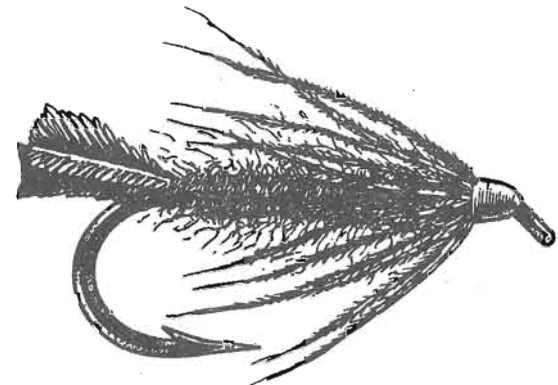
"I guess we know now where Old Hookjaw hangs out" said ATC confidently. "Maybe", countered Royal.

"Remember, we haven't landed anything in that hole yet except for a huge sucker. I certainly didn't get a look at my fish"

"So I noticed", said ATC with a grin. "You know, that big spring also accounts for what has always seemed to me to be a heavier current downstream of Ice Box Hole"

"Yes", Royal concurred. "And, the fish population seems to increase down there too".

"Right", said ATC. "Bigger in size also. By the way, what will you pay me for these priceless shots I've got here in the 'ole 35 millimeter. I wonder if any of the more popular magazines would be interested".



Support Our Advertisers

And be sure
to tell 'em
"I saw it in
The GBF
'LEADER'"



YOUR DEADLINE
IS OUR DEADLINE

"Fastest Cat In Town"

Phone:
791-7272

Lyle & Roberta Boggess
OWNERS
CA 95661

GRAPHIC-CAL PRINTING SERVICES
COPYING • Duplicating • Pasteup • Photography • Lettering •
TYPESETTING • 8300 • SIERRA COLLEGE BLVD. ROSEVILLE
SCREEN PRINTING • Bindery • Business Cards • Labels •



computerized logo
embroidery
shirts/jackets
sweaters/etc.

786-3131

embroidered patches &
screenprinting, tool

530 sixth street / roseville / ca / 95678

Keaton Boats, Inc.

Jack Keaton

8509 Folsom Blvd.
Sacramento, CA 95826
(916) 989-2150

Family
Shi Boats

*NOTE:
Jack Keaton
built the pi
we raffled off
at the 2000
dinner.
"Thank!"*

All Awards

- Trophies - Plaques
- Custom Nametags
- Custom Lapel Pins
- Group Discounts
- YOUR LOGO PRINTED ON ALMOST ANYTHING
- T-Shirts - Hats - Jackets
- Mugs
- Keychains
- Decals, etc.

ROBERT SMITH
Owner
(916) 729-0505

7335 Greenback Lane
Citrus Heights, CA 95621

Mark J. Pinto
Diving Guide and Instructor
Home Waters Guide Service
1445 San Juan Avenue
Stockton, CA 95203
(209) 948-7154




Specializing in Northern, Central or Eastern California locations

Personalized instruction, Group rates, Gourmet streams de meals

License # 909

ORVIS Endorsed

Bond # 1204625



Patrick B. Sandlin, D.D.S.

720 Sunrise Ave., Suite 120

Roseville, California 95661

(916) 763-0471