

THE LEADER

VOICE OF THE

GRANITE BAY
Flycasters

FEBRUARY 1990

GRANITE BAY FLYCASTERS
P.O. BOX 1107
ROSEVILLE, CA 95661

Contributors to FFF, Cal Trout
and The California Sportfishing
Protective Alliance.



 * GRANITE BAY FLYCASTERS *

OFFICERS

President	Marie Stull	663-2414
Vice President	Rick Radoff	624-2107
Secretary	Laurie Warren	486-0741
Treasurer	Ron English	677-3924

DIRECTORS

Dale Wahl	through 1993	791-2502
Jim Pratt	" "	966-0136
Tom Ritchie	through 1991	624-1571
Mike Radoff	" "	624-9406
Marge Vingom	through 1991	645-1742
Chris Impens	" "	722-7640
Bill Furst	At Large	791-4213
Frank Stolten	Past President	725-6894

COMMITTEES/CHAIRPERSONS


Conservation	Jim Pratt	966-0136
Gatekeeper	Robert Naegle	784-8062
Librarian	Warren Schoenmann	725-2542
Editor	Laurie Warren	486-0741
Raffle	Chris Impens	722-7640
Fishmaster	Mike Glasson	855-0848
Programs	Mike Radoff	624-9406
Refreshments	Marge Vingom	645-1742
FFF Membership	Jim Victorine	652-0408
Annual Dinner	Chris Impens	722-7640
Public Relations	Frank Stolten	725-6894

ADVERTISEMENTS

If you would like to place an ad in the Leader, all you have to do is send a business card to Laurie Warren P.O. Box 84 Fair Oaks, CA 95628 and a check made out to GBF for \$30.00. This will give you six months of advertising space.

FLY FISHING SPECIALTIES

(916) 722-1055



GARY HUDSON

6412E Tupelo Citrus Heights, CA 95610

Golden Shear
 HAIR DESIGN

ED STULL

PHONE 966-6900
 10721 Fair Oaks Blvd • Fair Oaks, CA 95628

John Hardin
 Owner

JOHN'S VCR SERVICE
 Cleaning and Repair

(916) 966-8174

1990 Granite Bay Flycasters Fishout Schedule

<u>DATE</u>	<u>LOCATION</u>	<u>LEADER</u>
Feb. 17	Putah Creek - trout	Ron English
Mar. 3&4	Pyramid Lake NV-Cutthroat	Jim Pratt
Mar.	(need bass leader)	
Apr. 21-27	Green River Utah - trout	Dale Wahl
May 12&13	Hot Creek - trout	Ron English
May 26&27	Pit River - trout	Ken Winkleblack
June 9	American River - shad	Dave Howard
July 21&22	Mokellumne River - trout	Ken Winkleblack
Aug. 11	Sierra Stream (Bill's pick)	Bill Furst
Sept. 15	Fuller Lake - trout	Mike Radoff
Oct. 6&7	McCloud River - trout	Ken Winkleblack
Nov. 10&11	Trinity River - steelhead	Dale Wahl

CALENDAR OF EVENTS

- February 8, 1990: General Meeting at the clubhouse.
7:30 p.m. SHARP! Ken Winkleblack's Alaska slideshow.
- February 15, 1990: Board Meeting. 7:00 p.m. at the clubhouse.
- February 24, 1990: Lion's bazaar at the old Jumbo parking lot. 10 a.m. - 3 p.m.
- March 8, 1990: General Meeting. 7:30 p.m. at the clubhouse.
- March 13, 1990: Jim Victorine bass flytying demo. at the clubhouse.
- March 15, 1990: Board Meeting. 7:00 p.m.
- March 22, 1990: Flyfishing Clinic: Chuck Echer will review equipment needed for casting class. 7-10 p.m.
- April 6 & 7, 1990: Chuck Echer's flyfishing clinic 8:30 a.m. - 5 p.m. (See "Flyfishing Clinic article for more information.)
- May 4 & 5, 1990: No. Calif. Conclave. Hilton Hotel.
- May 19, 1990: Granite Bay Flycasters picnic. Tentative.

PRESIDENT'S MESSAGE

Marie Stull

If the first 30 days are any indication of what the year will be like, it's going to be a busy and exciting year.

The Expo was a great success again this year. We met new people, renewed old acquaintances, and had a good time.

The Fourth annual dinner was also a huge success, beginning with George Anderson's fly tying seminar at the activity center. We learned new designs in tying stone fly nymphs and many useful tying techniques. This was followed by the dinner and George's very informative and pictorial program on fly fishing the Yellowstone area. We finished the evening with the raffle, consisting of over sixty very nice prizes which were donated by the local fly shops, club members and other organizations.

I wish to thank each and every one of you who helped bring these events together, and a special thanks to all those who donated prizes.

We are planning a busy February which will include the last class of the basic fly tying seminar and we also want to setup a rod building class this month. Last, but surely not least, we hope to get into some fishing. Fishmaster Dale Wahl has planned some new and exciting trips and club outings for us to enjoy throughout the year and details will be published in the newsletter.

Hope to see all of you at the next meeting!

ANNUAL DINNER

The annual dinner looks to have been a great success. The final figures are not yet in, but a quick estimate seems to indicate that we made a little money. The day started with George Anderson giving us a great fly tying demonstration at the clubhouse. He tied several of the patterns he originated, including George's Brown Stonefly nymph and George's Rubberleg Brown Stonefly Nymph. He provided expert instructions including a dubbing loop technique that will help anyone to tie these patterns. We had the video cameras running, so we hope to make this available to the rest of the membership who couldn't make it.

The dinner went as planned. The only complaint I heard was the London Broil was a little tough. George's presentation provided information on so many different places around the Yellowstone area that I couldn't keep count. He covered every location in detail, no matter what type of water it was, including big rivers, streams and lakes. I almost forgot to mention Ken Winkleblack presented a fun little slide show on the past year with the Granite Bay Flycasters just prior to George's presentation. Following the shows we had a terrific raffle with 62 items, many of which were donated by members.

I would like to thank all of the people who came to the dinner and all the donors who helped us to make it a success, especially Fly Fishing Specialties, Kiene's Fly Shop and Feather River Ltd.

Chris

Feather River Ltd.
2580 Fair Oaks Blvd.
483-8711

Dan says:

Putah Creek - fishing is decent below the dam.
Use #16-#18 pheasant tail with 6x leader.
Coastal Lakes - water is low and clear but we'll need some rain to make a difference.
American River - water is low and fishing is decent in upper water near Sunrise.
Baum Lake - fishing well.

NEW MEMBERS

We would like to welcome the following new members to our club:

Joseph Bania
P.O. Box 162
Rancho Cordova, CA 95741-0162
(916) 677-4263

Andrew Stearns
123 Campus Court
Citrus Heights, CA 95621

Christopher Wing
2330 Dartmouth Place
El Dorado Hills, CA 95630
(916) 933-2794

FISHING REPORTS

Fly Fishing Specialties
Citrus Heights, CA

Gary says:

Pyramid Lake - slow
Topaz - good
Mad River - good water level
Eel River - good water level
Trinity River - good
Lewiston Lake - very good
Feather River - good
Putah Creek - big fish
Folsom Lake - good

NOTE: Pardee: No tubes! 10' boats or bigger only-
Opens February 16.

Kiene's Fly Shop
2654 Marconi Ave.
486-9958

Bill says:

Possibilities:

Northern coastal streams for Steelhead in the
next 30 days good. (North of S.F. to Oregon)
Upper American River by Sunrise good for
Steelhead and Feather River below Oroville
good as well.
Rancho Seco and Arden Pond - fishable.
Valley Lakes, such as Folsom, Oroville and
Berryessa, good for Trout.
Pyramid - good for Lahonta Cutthroats.

FLYFISHING CLINIC

Learn Flyfishing or improve your skills at this
once a year event.

Topics covered: Basic equipment, such as rods,
reel, lines, leaders and tippets, will be covered
on Thursday evening March 22, 7-10 p.m. Basic
straight line casting, advanced casting techniques,
fly presentation, reading rise forms, trout diet and
basic entomology will be covered on Saturday and
Sunday April 6 and 7, 8:30 - 5 p.m.

Chuck Echer will again be our instructor. Every
student in the past has given Chuck rave reviews.
Chuck has an easy going relaxed style that allows
each student the opportunity to learn at his or her
own pace.

Where: Granite Bay entrance to Folsom Lake.
Take 80 to Douglas Blvd. and keep going thru the
park entrance (no fee to students). Go to the 2nd
STOP sign and turn right and immediately left onto
a dirt road marked GROUP AREA, follow the dirt road
to the club house.

Only \$49.00 for 3 days of instruction. \$10.00
discount for club members, even if you join with
the clinic. Limited to 25 students.

Mail your check to GBF, 4617 Chicago Ave.
Fair Oaks, CA 95628, or call Jim at 966-0136.
Sponsored by the Granite Bay Flycasters.

CONSERVATION REPORT

By Jim Pratt

We finally have the Salmon and Steelhead Education Project in high gear. Dave Armacito from Trout Unlimited will be teaching four teachers the program on Saturday January 27th. Those four aquariums will be in full operation by mid February when the Steelhead eggs will be available from the Nimbus hatchery. We still need suggestions on where to plant the Steelhead when they mature. The local stream must feed into the American and must also be approved by the DF&G biologist.

Ron Otto is working on getting a fish ladder for Auburn Ravine Creek. If anyone knows the technicalities of a project like this, give me a call.

The DF&G has again requested our assistance in planting willows in Folsom for habitat improvement. I'll let you know when they're ready. They recently sank several thousand Christmas trees near Dyke 8 to improve the cover for small fish.

Jack Parker is going to plant willows at Bear River this spring. You might give him a call if you're interested in improving that area.

Congratulations to the following:

Duane Hensley of Penn Valley, CA
Winner of the float tube

and

Tom Thole of Elk Grove, CA
Winner of the Winston Fly Rod

Congratulations to everyone else who won prizes at the 4th Annual dinner!

(Green River Utah, continued)

The fish we will catch average 18" with a 20" or 22" fish being caught about every 10th fish. The predominant species are Rainbows (60%-70% of the fish taken - my guess) with about an equal amount of Browns and Snake River Cutthroats making up the remaining fish caught. Scuds, shrimp and Gold Ribbed Hares Ears will work all the time. There will also be a hatch of Baetis, so small #20 nymph imitations as well as #20 drys, i.e. Blue Winged Olives, Parachute Adams etc., are in order.

If we fish 5 days we can expect 2 days of beautiful, sunny 60 to 65 degree days, followed by 1 day of snow then 2 days of sun, clouds, wind, rain and snow, changing every hour. These days may not necessarily be in that order.

Accommodations are sparse in Dutch John, Utah. There is the Flaming Gorge Lodge, one grocery store, two gas stations, one cafe and campgrounds. The closest town that would have a choice of restaurants and motels is Vernal, Utah, 35 miles south. Some of us will camp at the Dripping Springs U.S. Forest Service campground, others should contact the Flaming Gorge Lodge for a room or condominium.

If you are interested in the Granite Bay Fishout, lets see what we can put together. We can drive over the weekend to avoid the crowds and fish during the week. If any one can supply a motorhome, trailer, tent, etc. for the campers, lets get organized. We can car pool or meet in Utah, the possibilities are many.

We can rent rubber rafts that will hold 4 people in Dutch John for about \$35.00/day. If you would like a guide for a day or so, they are available. We can individually tailor our trip to suite our particular needs or dreams. Our trip is planned to begin on April 21, 1990 and last a week or so depending on our members desires.

For further information and coordination, contact the Fishout leader, Dale Wahl at 791-2502.

GREEN RIVER UTAH

This famous trout stream is a tailwater in Red Canyon beginning below the Flaming Gorge Dam in northeastern Utah. It is located 200 miles east of Salt Lake City at the eastern edge of the Vinta Mountains. The elevation is approximately 6000 feet and the terrain is a deep canyon covered by cedar forests. The fishable section is 20 miles long with access limited to three areas: the dam, Little Hole (7 miles below the dam) and Brown's Park (13 miles below Little Hole).

The entire section is floatable by rubber raft or a drift boat - if the boat is handled by a professional or very experienced person. I have floated all sections of the river, so we amateurs better stick to a raft. There are five rapids in the upper part and one (Red Creek Rapid) in the portion between Little Hole and Brown's Park. I always carry my raft around this one! A well maintained U.S. Forest Service trail follows the 7 miles from the dam to Little Hole and it is never more than 50 feet from the water. I would say that 95% of the fishermen use this trail for access and the same percentage would apply to river use by the local guides. Of course, you could walk up or down the river at the other access points, but not as far because there are large rock outcroppings blocking your way. If they are not releasing too much water to generate power, you can wade across (Little Hole only) but the swim back could be cold if more hydroelectric power is needed in Los Angeles while you fish. Some fishermen use a float tube for crossing, but I don't suggest this for floating because there are too many big rocks real close together that could catch a foot and tip you over or act as a trap in this fast current.


GOLDEN TROUT PROGRAM

Warren Schoenmann

This month's centerfold is the Nail Knot. It's a popular knot used to join the butt end of the fly line to the backing, and to attach the leader to the fly line. I also use it to connect a tag line of heavy monofilament (about 6-inches long) to the front end of the fly line, put a perfection loop on the other end, then connect my leader to the tag line, loop to loop instead of tying the leader directly to the fly line. This makes for easier and quicker leader changes.

By the way, next month's knot, and the final knot required for the Golden Trout Program, will be the Perfection loop.

We have three new participants in the program. Ron English, Mike Radoff and Rick Radoff entered the program in January and will be working towards completion of seven of the eleven program elements during the next twelve months. Welcome to the program Gentlemen! I hope each of you realizes a lot of enjoyment and satisfaction through your participation in the program.




NAIL KNOT

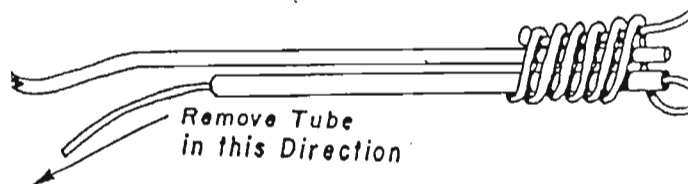
Often called the Tube Knot because of the instrument used in tying, the Nail Knot makes an ideal connection between the butt section of the fly leader and the fly line. It is sometimes used in other tying situations such as attaching monofilament to Dacron. In that case, two Nail Knots would be tied back to back and then jammed together.

To tie the Nail Knot, you must have a hollow tube. There are a number of ways to obtain this tube ranging from hollow needles to the tips of fiberglass rod blanks. Some anglers are now using refill cartridges of ball-point pens after cutting the cartridge to the proper length and cleaning out the inside.


The Nail Knot is easier to tie than it looks and it is remarkably strong.



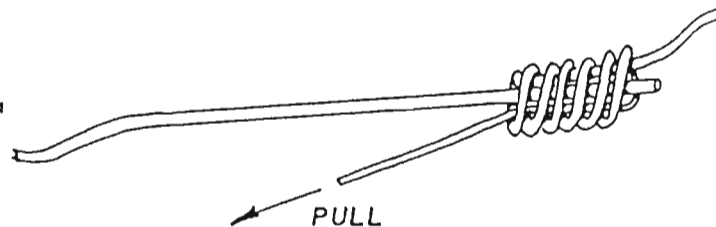
1. When you start this knot, the fly line should be facing from left to right and the tag end of the leader from right to left. Place the tube alongside the fly line so the end of the tube is near the tag end of the fly line. Lay the leader on top of the tube in the opposite direction. Leave a tag end of about twelve inches in the leader to tie this knot.



4. You must hold the wraps securely while performing this step. Slowly and carefully remove the tube. The tube is removed toward the standing part of the fly line and away from the standing part of the leader. Remember to keep holding the turns in place.



2. Hold the fly line, tube, and tag end of the leader together in your left hand. Now start wrapping the tag end of the leader around the fly line, tube, and standing part of the leader, working from left to right (toward the tag end of the fly line). The first turn must cross over the leader and start back toward the end of the fly line. For purposes of illustration, we have separated each wrap, but they should be made close together in tightly packed concentric circles.



5. Continue holding the turns. Pull the tag end of the leader slowly and carefully to tighten the knot. When you feel the turns under your left hand begin to tighten, you can release your grip on the turns. How you tighten the knot after this stage is important. Moisten the knot first. Use pliers to grip the tag end of the leader. Pull the standing part at the same time with your other hand. After exerting uniform pull on both the tag end and standing part of the leader, pull the standing part of both the leader and fly line to make certain the Nail Knot won't slip.



3. When you have made six or seven wraps with the tag end of the leader, insert the tag end back through the center of the hollow tube. You're going to pull the tag end through the center of the wraps. When you first try this knot, you'll experience some difficulty in holding the turns tight with your left hand while you insert the tag end through the tube.

6. Trim the tag end of the fly line and tag end of the leader. Then coat the Nail Knot with Plibond cement or any other rubber-based cement. If you find that the turns of the knot tend to squeeze the fly line and not lie evenly (or if the knot is canted) you can circumvent this problem with another procedure in Step 5. As you tighten the Nail Knot by pulling on the tag end and standing part of the leader, hold the tag end of the fly line in your teeth and exert light pressure. This will cause the fly line to lie flat as the knot is tightened.