

# THE LEADER

VOICE OF THE

GRANITE BAY  
*Flycasters*

MAY 1987  
VOLUME 2, No.4

GRANITE BAY FLYCASTERS  
P.O. BOX 458  
ROSEVILLE, CA 95661-0458

BULK RATE  
PERMIT  
NO. 101  
ROSEVILLE, CA





## GRANITE BAY FLYCASTERS

### Officers

President	Morris Schlesinger	782-5277
Vice President	Jim Victorine	652-0408
Secretary	Warren Shoenmann	725-2542
Treasurer	Dave Davy	885-0289

### Directors

Morris Schlesinger	782-5277
Jim Victorine	652-0408
Warren Shoenmann	725-2542
Dave Davy	885-0289
Tom Richie	624-1571
Nicolai Laquaglia	783-4001
Jim Pratt	966-0136
Marge Vingom	645-1742
Terry Thomas	391-5324
Ken Winkleblack	988-7129

### Committees/Chairpersons

Conservation	open	
Gatekeeper	Brad/Dave Vingom	645-1742
Librarian	Warren Shoenmann	725-2542
Leader Editor	Morris Schlesinger	782-5277
Raffle	Marie Stull	663-2414
Workshop	Terry Eggleston	
Fishmaster	Jim Pratt	966-0136
Programs	Ken Winkleblack	988-7129
Refreshments	Stan Hellekson	786-3470
FFF Membership	Stan Hellekson	786-3470

1. A 10' - 3# leader is made by taking a 10' - 2 1/2# Cortland "444", cutting it back 18" and adding 18" of Maxima 3# tippet using a loop-to-loop connection.
2. A 12' - 3# by taking a "444" 10'-3# cut back 6" and adding 30" of Maxima 3# tippet.
3. A 14' - 3# leader by taking a Cortland "444" 10' - 6# store-bought adding 12" of Maxima 4# and adding 36" of Maxima 3# tippet.

### Berkley Not-a-Knot leaders:


1. A 7 1/2' - 6# leader is made by taking a 7 1/2' - 4# store-bought, cut it back 18" and add 18" of Maxima 6# tippet.
2. A 9' - 4# leader by taking a 7 1/2' 4# Berkley, cutting it back 6" and adding 24" of Maxima 4# tippet.
3. A 12' - 2# leader by taking a 9'-2# Berkley leader and adding 36" of Maxima 2# tippet.
4. A 16' 10# Steelhead Tidewater leader is made by taking a 9'-10# Berkley Heavy Taper leader and adding 36" of .022" Maxima to the butt using a blood knot, then 48" of Maxima 10# to the tippet.

The Maxima moves the stiffer Berkley material towards the middle of the leader so the Maxima transfers the power of the cast out to the Berkley butt section which accelerates the kick power to turn the 4'tippet over.

A substitution made for change in tippet size on the 12 foot leader, for example, would use a 9 foot - 3 lb. store-bought and add 36" of 2 lb tippet material for a 12 foot 2 lb leader.

#### Courtland "444" Leaders:

First, Cortland material is a bit stiffer than CSE and are sold with an extra tippet. Cortland's tippet is half the total length of the leader which means it is a portion of



the belly of the leader as well as the tippet. Therefore, the Cortland tippet must be attached to the butt before making any modifications. Second the material characteristics of Maxima leader material tends to be a closer match to the stiffer Cortland than Nylorfi.

Cortland leaders come in 10' lengths and are easily extended to 12' and 14'.

#### 1st PRESIDENT GIFT

At our last meeting our president, Morrie, presented me with a beautiful gift for my participation in the inception of the GBFC. This gift is a 14K gold custom designed pendant of a 3 dimensional trout(I like to think that it is a brown) on a fly line in front of a Sierra lake surrounded by trees. The pendant is more than an inch long and an inch wide. On the back is engraved "1st PRES. GBFC, 1986. The piece was designed by our own illustrious Keith Haviland, Sr. Keith also designed the winning club logo.

The club has been a great source of new and valuable friendships for me, and my participation is a self fulfilling endeavor. The gift moves me and I thank Morrie, Keith and all those participating in its design and selection. I wear it proudly and will cherish it and what it symbolizes to me forever. Thank You.

#### PRESIDENT'S MESSAGE

The results of the survey have proved interesting in that the foundation of our club was to promote family fun.

Many of the suggestions have already been acted upon and several will become an ongoing part of our club activities. Thanks for your participation and if anyone has further contributions please send them to me:

1. Plan regular scheduled fishouts, and announce them in advance in the Leader.
2. Club needs someone in charge of fishouts, (so as of the last board meeting Jim Pratt was appointed "fishmaster".

3. Members would like to see samples of flies to use on the fishouts and have a demonstration on how to tie them. Coordinate them with the fishout.

4. Have an annual fly tying class each year, of 6 to 8 weeks duration.

5. Conduct an annual beginning and advanced fly casting clinic. (just completed)

6. Plan a family outing each year around August or September.

7. Establish a club photo album to record club events.

All of these items and more have been assigned to board members to either investigate or institute.



Bill Carnazzo (Charter member) sends this classic piece of literature written by Honorable John Voelker, a retired justice of the Michigan Supreme Court and the author of "Anatomy of a Murder"

"I fish because I love to. Because I love the environs where trout are

to the diameter (size) of the leader you are tying the fly to. Except for Creative Sports, the tippet material is not the same material as the rest of the leader, therefore, a loop-to-loop connection will be the strongest system for the junction between them. This should be done with a Surgeon's Loop or Perfection Loop.


The tapered leaders available are pretty good. They turnover well and have good abrasion resistance. When setting up "store bought" leaders for people, I make them with the tippet attached. This often requires some cutting on the main leader.

Below I explain the fixin' up procedure for Creative Sports, Courtland 444, and Berkley store bought leaders. Naturally, these formulas are what I find to be effective, but you should experiment and make substitutions to different tippet sizes and your satisfaction.

#### Creative Sports Leaders:

1. A 9 foot - 3lb. CSE leader is completed by taking a 7 1/2 foot 4lb. CSE store-bought tapered leader, cutting back 6 inches of the tippet and adding 24" of 3lb. CSE or Nylorfi 6X tippet.
2. A 12 foot - 3 lb. leader by taking a CSE 9 foot - 4lb. store-bought and adding 36" of 3 lb. CSE or Nylorfi tippet.
3. A 14 foot - 3 lb. leader taking 12foot - 3 lb store-bought, cutting it back 12", and adding 36" of 3lb tippet.

Leader length is not important since only the fly touches the water. I do follow the rule, the smaller the pattern the lighter the leader tippet. If needed, you can place a split shot a foot or so from the end of the leader to help with accuracy. A point in favor of the beginning fly fisherman is that you do not have to be an accomplished caster to be successful. Although it is only one aspect of many in the art of becoming a proficient fly fisherman, I feel dapping is an important one.



LEADERS  
BY  
MIKE MONROE

(Editors note: It has been brought to my attention that I made an error in last month's article. Mr. Monroe is the author of this article.)

## Part II

Store bought leaders:

As leaders come in a package, they need a little fixin' up to be fishable. Creative Sports, Cortland and Berkley leaders are usually available and represent a good cross section of material textures.

Fixin' up means the addition of tippet sections so that there is a distinct point of reference

found, which are invariably beautiful, and hate the environs where crowds of people are found, which are invariably ugly. Because in a world where most men seem to spend their lives doing things they hate, my fishing is at once an endless source of delight and an act of small rebellion. Because trout do not lie or cheat and cannot be bought or bribed, or impressed by power, but respond only to quietude and humility, and endless patience. Because I suspect that men are going along this way for the last time and I for one don't want to waste the trip. Because, mercifully, there are no telephones on trout waters. Because only in the woods can I find solitude without loneliness. Because bourbon out of an old tin cup always tastes better out there. Because maybe one day I will catch a mermaid. And finally, not because I regard fishing as being so terribly important, but because I suspect that so many of the other concerns of men are equally unimportant and not nearly so much fun.  
Amen."

## MINUTES OF CLUB MEETING OF APRIL 9, 1987

The first order for club jackets are here. Those who ordered them on the first go-around can pick them up and those who would like to order a jacket see Marge Vingom.

The results of the club survey were presented.

The club business cards were distributed to all members who attended the meeting by the Vingom's daughter and son. Thanks kids, you did a real good job. (you even caught the print error that we missed).

The club picnic will be held Saturday May 16. Plan to attend. We will have barbecued chicken and much more. The tickets will be \$5-6, with kids (under 12) half price. See the details elsewhere in the newsletter.


Nicolia is taking orders for club badges, charter badges are \$4.00. If you ordered this evening you will probably receive your badge at the May meeting.

Terry Thomas reported that the North Council Conclave is being planned for the Tahoe/Alpine area again this year. Details will be published later. Dates are Sept. 18,19,&20.

Work party at the clubhouse: We need help to put up lights for the horseshoe pit, and set a light pole near the picnic table area.

We presented to Nicolio Laqualia a gold medalian inscribed for him as first club president; thanks Nicolio for all the hard work the first year and thanks to Keith Haviland Sr. who designed and created the award.

Fred Zimmerman will prepare a report for the next club meeting on the dam that is proposed



on the Yuba River for a possible conservation involvement project for the club.

extended the tip of my rod over the top of the rock. I let the fly, a no. 10 Gray Woolly Worm, drop to the surface, float a couple of feet and then I repeated the maneuver. I did this for a good ten minutes before I had a solid rise. The trout headed upstream. There was nothing I could do but follow; and follow I did. I had to duck under the log and got the seat of my pants wet, but that's all in the game. The fish proved to be a very nice rainbow.

One of the purposes for dapping is to try and fool the fish into thinking a nice grasshopper, or other terrestrial has lost its way and fallen onto the water. Big trout just love a nice juicy hopper for a between meat snack. Actually though, dapping should not be restricted to just terrestrial patterns. You can dapeven when there is a hatch and it must be matched.

Several years ago, I was fishing a small meadow stream with a friend and we had caught an odd trout or two. In the early afternoon a hatch of straw colored duns started coming off. I noticed a nice fish begin feeding tight against the far bank. The only way I could get a fly over it was by dapping. I crossed over, and with the able guidance of my friend I worked my way into a position just below the fish. Carefully, I eased my rod tip out over the water, let the fly touch the surface and float two or three feet. All of this time, I remained well hidden from the trout. After several tries, my friend on the other side yelled strike! I did and eventually landed, photographed and released a fine 18 in. brown.

While dapping is ideally suited to the meadow stream, as I illustrated in my incident on the Yube River, it works on other types of water as well, especially on small brush lined streams.

For most of the morning, I had noticed a fisherman above me periodically crawl to the edge of the bank, drop whatever he was using for bait into the water, let it drift a short way and then repeat the process. More than once I saw he was into a nice fish. He finally reeled in, and circled behind me, heading downstream to his car. Curiosity got the best of me. I stopped him and asked what he had been using. He was not overly anxious in divulging his secret, until I explained I was going into the service and this might be the last fishing I would be doing for a long time. After my sob story, he opened up and told me he had been dappling live grasshoppers. He then showed me the three fish he had in his creel. The smallest was over 15 inches. I politely refused the grasshoppers he offered, explaining that I would try dapping with an artificial instead. We shook hands, I thanked him and we parted. I still mentally thank him every time I catch fish dapping. After he had gone, I went back to the river. After two hours and a lot more sweat, I landed and released a brown of over 3 lbs. by dapping an imitation grasshopper. A fitting climax to civilian life.

Since that day, I have dapped whenever and wherever conditions have warranted. Last season, while fishing the South Fork of the Yuba River, I came upon a large boulder in a narrow stream. In front of the boulder a large pine had fallen across the stream. There was about 3 feet of space between the trunk of the pine and the water's surface. Normal casting was out of the question. The only solution was dapping.

Careful not to cause any waves, I waded into position behind the rock. Very slowly I

This evenings program was presented by Rod Gray of the Alagnak Lodge on fly fishing Alaska. It was an interesting program and we thank Rod for sharing it with us.

We wish to thank Dave Davy who, by preparing the club's taxes, saved the club several hundred dollars.

Incorporation papers were approved by the board and were returned for filing. Thanks to Bill Carnazzo for all the work he has done on this important project.

As a result of incorporation the club by-laws must be ammended. The board will rewrite them and we hope to have them ready for the members vote at the next club meeting.

This evenings raffle had good participation and a lot of nice items given out. Thanks Marie... and Tom.

The meeting was adjourned at approximately 9:45

#### TREASURERS REPORT

#### INCOME STATEMENT FOR THE MONTHS ENDED MARCH 31, 1987

	Month	Year-to-date
Operating revenues	\$ 336.00	\$ 447.00
Less. operating costs	100.46	197.31
Net Operating revenues	235.54	249.69
Dues and Fees received	380.00	755.00
Other income	--	--
TOTAL INCOME	615.54	1004.69
Club News letter	50.00	158.92
Stationery and supplies	.84	147.14
Affiliated assn. expenses	-	-
Honorariums and services	-	30.00
Other general expenses	22.70	22.68
TOTAL EXPENSES	73.54	358.47
NET INCOME	542.00	645.95

BEGINNING BANK BALANCE \$ 1193.69 1089.74

Cash in bank this date \$ 1735.69 \$1735.69

Date:4/8/87 Certified correct: Dave Davy  
(Signature on file)

#### SPECIAL NOTICE

Since most club activities involve handling funds, the Board of Directors deems it prudent to outline a firm policy with respect to receiving, depositing and disbursing money. For the guidance of all concerned individuals the following was adopted on behalf of the membership;

All items of dues, contributions, promotional activities and other cash taken in must be transmitted to the treasurer at least weekly. The treasurer or persons authorized by him/her will issue official pre-numbered receipt forms for items paid in cash money. It is important to note on each receipt and check the nature of the payment.

All club obligations, regardless of size or kind, must be paid by checks drawn on the club's bank account, signed by the treasurer and countersigned by one other authorized officer. UNDER NO CIRCUMSTANCES SHALL ANY DISBURSMENTS BE MADE BY ANY INDIVIDUAL FROM UNDEPOSITED FUNDS.

#### MEMBERSHIP RENEWALS

If you are not sure when your membership expires, check the upper right corner of the address label on your newsletter. It indicates the month and year and type of membership you hold: R- regular, F-family, Y-youth



Hook: Mustad 9672, #14.  
Thread: Tan.  
Tail: Partridge hackle fibers.  
Body: Tan or light olive hare's ear  
Ribbing: Fine gold oval tinsel.  
Hackle: Partridge, one wrap.

#### DAPPLING TO SUCCESS by Jack L Parker

It was July, 1958. I remember it was hot and I had just about had it. Sweat was running down my forehead and into my eyes. I was fishing the Upper Owens River in east central California, which is a fine fly fishing stream.

It runs for miles through a giant meadow before emptying into Crowley Lake. At first light I was on the river and it was almost noon. I had caught one foolish little rainbow and rose another, a litte smarter, that did not take the fly. It was my last day to fish. In one week I was to report for active duty in the Army. I had really wanted to finish my trip with a nice fish.



## CALENDAR OF EVENTS (Program)



### FLY TYER'S BENCH

#### CALLIBAETIS NYMPH

This fly is one of the best on all lakes in our area. This fly imitates not only the Callibaetis nymph, but also scuds and tan damselfly nymphs. About an hour before this



mayfly hatches over aquatic vegetation, the nymphs begin to practice rising to the surface; they may wriggle quickly to the surface and back to the bottom several times before actually hatching. This sets off a feeding binge during which many nice trout can be caught before the dry fly action starts. Try a weighted nymph on a long leader and a dry line, let the fly sink down to the moss and then twitch it to the surface. Allow it to sink again and then repeat the sequence. The best action usually comes between 9 and 11 in the morning.

Ralph Cutter will be our speaker on May 14. Ralph is one of the leading authorities on Sierra trout fishing, having spent many years guiding and researching his book "Sierra Trout Guide". Ralph will be talking on "Wild Trout Waters of California". Ralph currently lives at Lake Tahoe and is still actively guiding, speaking, and writing articles for numerous periodicals. He is so busy in fact that it has taken me over a year to find an open Thursday on his calendar so I am real excited that we can finally hear his presentation. So bring your questions on local trout water and get some tips from an expert. We will have "Float Tube" slide show from the FFF as our second feature.

Future programs will include: Fred Gordon on "Fishing the Upper Sacramento", Bill Kiene on "Bone Fishing at Christmas Island", and Ken Winkleblack on "The Club Trip to the Babine".



### BABINE LAKE RESORT BARGAIN

We have the full 14 people signed up for our week in British Columbia for \$250. I am now looking for people who would like to be on a waiting list in case someone backs out. If you are interested call Ken Winkleblack at work 786-8000 ext.4420 or at home 988-7129.

Coming attractions include:  
(Date TBA) Bass fishout with Leo Gueteras

May 16 Club Picnic and raffle

#### CLINIC

Our club has just concluded the first in a series of clinics that are destined to raise the quality of our enjoyment of flyfishing in the future. Our "Fishmaster", Jim Pratt, organized and executed a truly enjoyable, and very enlightening casting clinic. The main instructor was Chuck Echer, a fellow flyfisher who teaches all sorts of related fly fishing classes in the bay area. Jim, Morrie and Terry Eggleston were additional instructors that provided personal, one on one, guidance in our



execution of the casting techniques at waters edge. The clubhouse was our "classroom" where we learned casting and a great deal more about approach, presentation, stream and lake science, and the needed flies and paraphernalia in any local fishers gear. With one previous night meeting we also built a foundation of basic knowledge of rods, line systems, leaders, knots, etc. We had eighteen participants, and all seemed to endorse the opinion that this was instructive, informing, and a lot of fun.

Marge Vingom provided us with hot dogs, chili, drinks, even a cake. Your lunches were great-thanks Marge.

Hats off to Jim for a great clinic, and to Chuck and the rest of the instructors for teaching all of us so well. -Nicolai-

#### PLACES TO FISH

McCLOUD RIVER (Shasta County) In 1971 CalTrout urged the state to include the Lower McCloud in its fledgling Wild Trout Program but we didn't succeed until The Nature Conservancy (TNC) came to town. When TNC acquired a modest section of river and proposed to set up a Flies-only, NoKill, angling-by-reservation system, we urged our friends to modify it to Lures-only so we could enroll their water and all the public water for wild trout, lower bag limit, and artificials-only. The approach worked. TNC



retained its no-kill, the public water was set at 2-fish, with lures-only for both. Plus, both sections were added to the formal Wild Trout Program, giving the whole stream this special status. More needs to be done here, and the CalTrout/TNC cooperative is busy doing it, with help from many interested parties. Habitat protection is the primary focus, but there are indications the public water's angling regulations need some fine-tuning too. The TNC Preserve holds the bigger average fish, but the public water is excellent as well. The McCloud is unique because it is a spring-fed river flowing along a freestone streambed in a heavily forested low elevation setting. The fish are rainbows and browns. (Spring and Early summer are prime; October can be grand, weather permitting. Bring a wading staff and cleats.) NOW'S THE TIME!

#### SWAP CORNER

REMINDER: This space is reserved for swap items of a fishy nature.