



GRANITE BAY PEGCASTERS  
P.O. BOX 458  
ROSEVILLE, CA 95661 - 0458

# THE LEADER

VOICE OF THE



JULY - AUGUST 1987  
VOLUME 2. NO. 6

Fly Tier's Corner  
by  
Terry Eggleston

The Line Sider was developed by Fred Rollins and Terry Eggleston during half time activities in the "pit". It's a variation on the ever popular and effective Woolly Bugger.

The Brown Line Sider

(Black, olive and purple also work)

Hook: 9674 ring eye, size 6 or 8.

Thread: Brown, danville 6/0, prewaxed.

Weight: 2 amp lead.

Body: Brown chenille w/pearl or matching flashabou.

Tail: Brown marabou w/matching crystal hair.

Hackle: Brown.

Cheeks: 3 short strands of red flashabou to simulate gills.

INSTRUCTIONS:

1. Wrap about 10 to 15 wraps of 2 amp lead.
2. Lay a base of thread to the barb.
3. Attach marabou tail equal to shank length.
4. Tie in 3 strands of crystal hair on each side of the tail.
5. Tie in chenille.
6. Tie in pearl or brown flashabou to make a nice lateral line on each side of the body.
7. Tie in hackle by the tip leaving web material at the base of the feather.
8. Run thread forward to head space.
9. Wrap chenille forward & tie off leaving space for a nice head.
10. Pull strands of flashabou forward to form a lateral line (line side).
11. Palmer hackle forward leaving the soft web material near the head.
12. Tie off, form a nice head, tie in cheeks and whip finish.

Variations: Try contrasting colors on the tail and body, such as a brown tail and olive body.

Fish with a sink tip or full sinking line, count to 20 or 30, strip erratically and be prepared for intense strikes.



GRANITE BAY FLYCASTERS

OFFICERS

President	Morris Schlesinger	782-5277
Vice President	Jim Victorine	652-0408
Secretary	Warren Schoenmann	725-2542
Treasurer	Dave Davy	885-0289

Directors

Morris Schlesinger	782-5277
Jim Victorine	652-0408
Warren Schoenmann	725-2542
Dave Davy	885-0289
Tom Ritchie	624-1571
Jim Pratt	966-0136
Marge Vingom	645-1742
Terry Thomas	391-7129
Ken Winkleblack	988-7129

Committees/Chairpersons

Conservation	Bill Stobbe	726-4346
Gatekeeper	Brad/Dave Vingom	645-1742
Librarian	Warren Schoenmann	725-2542
Editor	Morris Schlesinger	782-5277
Raffle	Marie Stull	663-2414
Workshop	Terry Eggleston	
Fishmaster	Jim Pratt	966-0136
Programs	Ken Winkleblack	988-7129
Refreshments		
FFF Membership	Jim Victorine	652-0408

## MINUTES OF THE JULY 9, 1987 CLUB MEETING.

THE MEETING WAS CALLED TO ORDER BY THE PRESIDENT AT 7:45 PM.

BILL FURST REPORTED ON CLUBHOUSE WORK YET TO BE DONE. THIS FRIDAY HELP IS NEEDED TO REPLACE THE CHEMICAL TOILETS WITH NEW ONES. WE ARE STILL HAVING EVENING AND SATURDAY WORK DETAILS TO COMPLETE THE AIR CONDITIONER INSTALLATION, THE RUBBER KICK STRIPS AROUND THE WALLS, REMOVING SPIDER WEBS, AND OTHER SMALL JOBS.

MORNING STAR WAS A SUCCESS, A GOOD TIME WAS HAD BY ALL WHO ATTENDED. THE LARGEST FISH WAS CAUGHT AND RELEASED (UNEXPECTEDLY) BY BARB DURRAND. WARREN SCHOENMANN CAUGHT THE MOST. WE SAW NEW FACES ON THIS TRIP AND THE FELLOWSHIP WAS GREAT.

WE ARE EXPLORING THE IDEA OF A FAMILY OUT-ING AT THE SCHLESINGER PROPERTY NEAR TRUCKEE SOMETIME LATER THIS SUMMER. STAY TUNED FOR MORE INFO ON THIS EVENT.

THE ANNUAL DINNER IS PLANNED FOR DECEMBER 12, THIS YEAR. WE NEED A CHAIRPERSON TO HEAD UP THE DINNER COMMITTEE AND VOLUNTEERS TO HELP WITH THE MANY DETAILS. CALL MORRIE IF YOU WOULD LIKE TO HELP THIS YEAR.

FRANK STOLTON ARRANGED THE PROGRAM THIS EVENING WHICH WAS PRESENTED BY BILL KIENE ON BONE FISHING AT CHRISTMAS ISLAND.

NOT MANY PEOPLE MADE IT TO THE MEETING SO THE RAFFLE CONSISTED OF GIVING AWAY THE DOOR PRIZES.

THE REFRESHMENTS WERE BROUGHT BY MRS. DURRAND. THANKS BARB; THE COOL DRINKS SURE HELP ON THOSE REALLY WARM DAYS.

READY.


## RELEASING FISH

WHY ? - It's your choice, release a fish to reproduce up to 1000 fish per year which could allow you a great fishing trip - or - kill a fish and enjoy a minute on the lips.

Always use barbless hooks, not only do they the damage the fish less, but they can also save a trip to the hospital to remove a hook from your ear.

- HOW ? -
1. Never play a fish to exhaustion.
  2. Always wet your hands before touching a fish.
  3. Leave it in the water if possible.
  4. Be gentle.
  5. If you can't get the fly out, cut the leader, flies are cheap.
  6. If the fish is exhausted and requires reviving, hold your fish upright facing upstream and gently move it forward and backward until it swims out of your grasp.





### Letter To The Editor


I certainly learned a valuable lesson on my recent trip to Canada. That lesson is to thoroughly check out any lodge or special trip I go on. Bob Brown, owner of Babine Lake Lodge made a presentation at our monthly meeting and I bought it, hook, line and sinker. The facilities were the worst I've ever encountered. Here's just a short summary; over crowded, nine men to one cabin, several mattress's on the floor, the food was rationed, with some meals lacking in protein and definitely unbalanced. Of primary importance was "no leftovers". The cooking was so poor, I wanted to kick her out and do the cooking myself. Lunch was the big joke in camp, one sandwich with one slice of lunch meat and one slice of cheese with two cookies, no fruit, no drink and that's supposed to feed a grown man. Then came the small stuff like the whole camp sharing one shower and two toilets or the fact that the camp ran on a generator which she shut off at 11 PM (sundown) without notice, which meant we couldn't shower or repair gear or tie flies or anything.

I will go back to British Columbia because the fishing is great, The people are terrific and the country is beautiful, however, next time, I'll check out the lodge more carefully. Actually I would recommend a motel with a kitchenette near town so you can be more accessible to fish different areas.

Jim Pratt

### PRESIDENT'S MESSAGE

Well, the time has come to fill one of the most important positions in the club, that of Editor of the Leader. We are looking for a volunteer to take complete charge of this position and it includes the management as well the actual production of the newsletter. Anyone interested in this opportunity, please contact one of the board members.



### CALENDAR

- |                    |                            |
|--------------------|----------------------------|
| August 13, 7:30 PM | General Membership meeting |
| September 10,      | General Membership meeting |
| September 12/13    | Conclave in Visalia        |
| September 18-20    | Conclave at Alpine Meadows |
| October 3/4        | Lake Heenan outing         |
| 88'                | Alaska Float trip          |

## Fly Fishing Videos

For the people that prefer video, Clas Video is the only store with any selection that I've found. They have stores at 8085 Madison and 5725 Marconi, both are near Fair Oaks. They rent tapes for 94 cents on Monday thru Thursday. Here is a partial list of their fishing videos:

Fly Fishing for Trout  
Fly Fishing the English Way  
The Dry Fly with Hal Janssen  
Tying Trout Flies  
The Wet Fly and the Nymph  
Anatomy of a Trout Stream  
Nymphing with Gary Borger  
Ask Dr. Ruth

If you know of other stores with a good selection, I would appreciate hearing about them.


Tying & fishing terrestrials by Wilson	688.79
Lee Wulff on flies	688.79
The trout and the fly	799.17
Dave Whitlock's guide to aquatic trout foods	799.17
Popular fly patterns By Terry Hellekson	688.79
Challenge of the trout by LaFontaine	799.17
Complete book of fly tying by Leiser	688.79
Matching the hatch By Schwiebert	799.41
Nymphs; a complete guide to naturals & their imitations by Schwiebert	688.79

### Library Branch Locations

Main; 1010-8th st, Sac.  
Fair Oaks; 11601 Fair Oaks Blvd., F.O.  
Folsom; 638 E. Bidwell, Folsom  
Orangevale; 8903 Greenback Lane, OV

## PLACES TO FISH

TRUCKEE RIVER - Cal Trout asked for special recognition and management for this river in 1971, but it wasn't until 1984 that it was won. Wild trout projects then were possible at nearby Martis Lake and Milton Reservoir. Special regulations, artificials only, are in effect from Trout creek (in Truckee) downstream to Boca Bridge and the whole area was enrolled in the Wild Trout Program. Be sure to check out the flows from Tahoe, Donner, Prosser and Boca Reservoirs. Dry flies work well and nymphs really produce consistently. For angling information contact Ralph Cutter at (916) 525-5369. Ralph is also an excellent guide on the river and his clinics are recommended by several of our members. The Truckee River Hatch guide is provided courtesy of Ralph Cutter.



### The 3 P's of Fly Fishing

Place, Pattern, & Presentation.

When you're planning to fish, plan in this order, if you're already fishing and not catching fish, make your changes in the reverse order. Presentation, vary the retrieve. Pattern, vary size, color, tippet, and type. Place, vary the location on the stream or lake or even drive a few miles



## FLOAT TUBE, TOY OR TOOL ?

Toys ? Yes, but when you're fishing small lakes they become the tool to make a fishing trip great. They give you the ability to present your fly where the fish are.

Our recent trip to Canada certainly made that very clear to us. We decided to leave our toys home because of the space problem and having to lug them through airports. It didn't take us very long to realize our mistake when we were trying to fish lakes with muck two feet thick around the edges. Our only salvation, since British Columbia hasn't heard about float tubes yet, was to purchase one man rafts, then we started to catch nice fish.

So, on your next trip to a small lake, don't forget to take your float tube.

## Depth Control

How do you know how deep your fly is on the retrieve ? Simple, drop your fly into the water near you and count how long it takes to get to your desired depth. Then after you cast your fly, count to the same number and you know where your fly is. Sometimes, I have to count to 30 or more to get to the depth I desire.

Be aware that when you use a long leader underwater, your fly will drift up on the retrieve.

## Sacramento Public Library

The library, although foreign to some of us, contains many books of special interest to us. Below is a partial list and if your local branch doesn't have it in stock, they will either reserve it or deliver it to your local branch for the bargain price of 25 cents !

Fly casting with Lefty Kreh	799.12
Fly casting with Joe Bates	799.12
Fly casting with Bill Cairns	799.12
Nymph fishing for larger Trout by C. Brooks	799.17
Complete book of fly fishing by J. Brooks	799.12
Creative fly tying & fly fishing by Rex Gerlach	688.79
Complete book of western hatches by R. Hafele	799.12
The masters on the dry fly by J. Migel	799.12
The masters on the nymph by J. Migel	799.17
The caddis and the angler by Solomon	799.12
Fly fishing strategy by Doug Swisher	799.12
Selective Trout	799.17

## TRUCKEE RIVER HATCHES

SCIENTIFIC NAME	LOCAL NAME	HOOK #	EMERGENCE DATES*											
			MAY	JUN	JUL	AUG	SEP	OCT	NOV	DEC	JAN	FEB	MAR	APR
<b>MAYFLY</b>														
AMELETUS	BROWN DUN	12-14	_____											
HEPTAGENIA	BLUE WING OLIVE	14-18	_____											
RHITHROGENIA	MARCH BROWN	12-14	_____											
CINYGMULA	RED QUILL	18-20	_____											
EPEORUS	SULPHUR	14-18	_____											
BAETIS	BLUE WING OLIVE	12-20	_____ sporadic hatches all year _____											
PARALEPTOPHLEBIA	MAHOGANY DUN	14-16	_____											
DRUNELLA GRANDIS	GREEN DRAKE	10-12	_____											
D. DODDSI	GREEN DRAKE	10-12	_____											
EPHEMERELLA INERMIS	PALE MORNING DUN	18-20	_____											
E. INFREQUENS	PALE MORNING DUN	16-18	_____											
E. TIBIALIS	MAHOGANY DUN	16-18	_____											
E. FLAVILINEA	SMALL GRN DRAKE	12-14	_____											
<b>STONEFLY</b>														
SKWALA	GOLDEN STONE	6-8	_____											
CALINEURIA	GOLDEN STONE	6-8	_____											
ISOPERLA	LTL YELLOW STONE	12-18	_____											
ISOGENUS	LTL YELLOW STONE	10-18	_____											
CAPNIA	WINTER STONE	16-20	_____											
<b>CADDISFLY</b>														
HYDROPSYCHE	SPOTTED SEDGE	12-16	_____											
RHYACOPHILA	GREEN SEDGE	12-18	_____											
GLOSSOSOMA	TURTLE CASE SEDGE	18-20	_____											
HYDROPTILA	MICRO CADDIS	18-24	_____											
DICOSMOECUS	OCTOBER CADDIS	6-8	_____											
<b>MIDGE</b>														
CHIRONOMID (VARIOUS) MIDGES		18-24	_____ all year _____											
<b>TERRESTRIALS</b>														
TIPULID	CRANFLY	16	_____											
NYPHALIS	TORTOISE SHELL		_____											
CALIFORNICUS	BUTTERFLY	4-6	_____											
HODOTERMITIDAE	TERMITE	10-12	_____											
COCCINELLIDAE	LADYBIRD BEETLE	12-16	_____											
FORMICININAE	CARPENTER ANT	10-14	_____											
ACRIDAE	GRASSHOPPER	6-10	_____											

RIVER CLOSED  
TO ANGLING  
(CALIFORNIA SIDE)  
MID NOVEMBER  
THROUGH  
APRIL

Bold line indicates period of major insect emergence, narrow line denotes sporadic hatching.  
\*APPROXIMATE dates of fishable hatches at Truckee, California.

