



GRANITE BAY FLYCASTERS
P.O. BOX 458
ROSEVILLE, CA 95661-0458

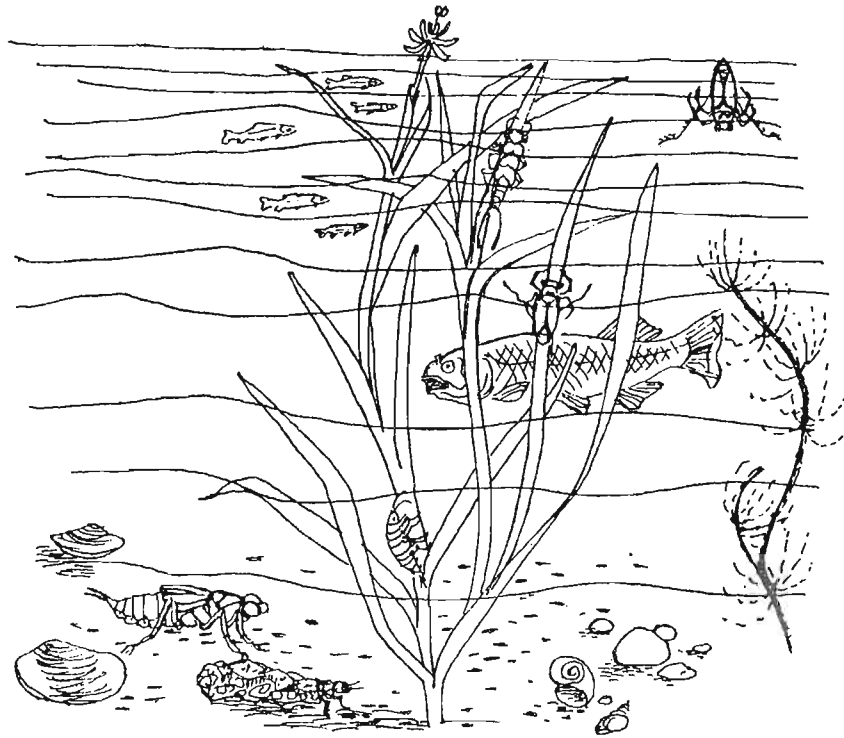
BULK RATE
PERMIT
NO. 101
ROSEVILLE, CA

THE LEADER

VOICE OF THE

GRANITE BAY
Flycasters

OCTOBER 1986
Volume 1, No. 8



FINAL NOTE

Many of us are proud to be members of the Granite Bay Flycasters. We are a young club, yet possibly one of most progressive. For those of you who have yet to join, but have been receiving a copy of The Leader, we find it necessary to discontinue sending it out in the future to nonmembers. Our upcoming dinner in December promises to be a real thing of the year. Our raffle for that evening will be the biggest ever. It will include a boat plus many, many other items. Get your membership applications filled out and sent in today.

The Officers

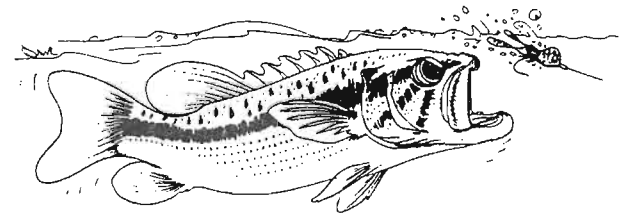
President	Nicolai Laquaglia	783-4001
Vice President	Morris Schlesinger	782-5277
Secretary	Warren Schoenmann	725-2542
Treasurer	Fred Zimmerman	652-0678

The Directors

David Davy	885-0289
Jim Ferguson	781-2358
Nicolai Laquaglia	783-4001
Fred Rollins	988-9319
Morris Schlesinger	782-5277
Warren Schoenmann	725-2542
Ken Winkleblack	988-7129
Fred Zimmerman	652-0678

The Committees/Chairpersons

Conservation	David Davy	885-0289
Gatekeeper	Position Open	
Librarian	Warren Schoenmann	725-2542
Leader Editor	Jim Ferguson	781-2358
Raffle	Morris Schlesinger	782-5277
Workshop	Keith Havilland Jr.	885-9092
Youth Advisor	Russ Randall	332-7547
Programs	Ken Winkleblack	988-7129
Refreshments	Stan Hellekson	786-3470
FFF Membership	Stan Hellekson	786-3470



- CALENDER OF EVENTS -

October

- Workshop Night Thursday, Oct 2, 6:00 P. M.
- General Membership Meeting Thursday, Oct 9, 7:30 P. M.
Guest Speaker: Darwin Atkin will program on fishing the small sierra streams.
- Workshop Night Thursday, Oct 16, 6:00 P. M.
- Workshop Night Thursday, Oct 23, 6:00 P. M.
- Workshop Night Thursday, Oct 30, 6:00 P. M.

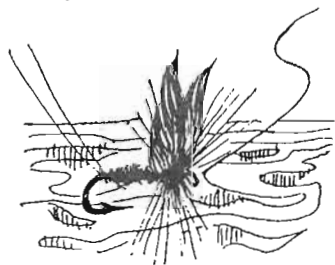
November

- General Membership Meeting Thursday, Nov 13, 7:30 P. M.
- Workshop Night Thursday, Nov 20, 7:30 P. M.

December

- General Elections and
General Membership Meeting Thursday, Dec 4, 7:30 P. M.
- First Annual Dinner Thursday, Dec 11, 6:00 P. M.


Details on the dinner will be available very soon. Due to maximum seating capacity of the club house and fire regulations some things have yet to be worked out. For sure, Barbecued Ribs and Chicken along with choice of vegetables and salad will be served. Also, some very good homemade bread will be served. Tickets will be presold in order to determine food choice and quantity. For \$10.00 per head and \$5.00 under 12 years you can come out and eat all you want.



After a hearty dinner cooked by the ranch chef, served family style in the dining room, you head for one of the two odor free hot mineral baths. After about a 15 minute soak you emerge rested, pain free and ready for another day.

I could certainly go on about the virtues of Muir Trail Ranch, but it's getting a bit late in the afternoon and I think I'll go see if I can fool that 15 incher into taking my fly again.

If you are really interested, you can either phone me at my home between 11 A. M. and 2 P. M. at 783-8078 or visit Fly Fishing Specialties in Roseville and get a brochure. Uh, oh, I just checked my watch, and I just have enough time for several casts before the dinner bell rings.



the ranch with us. Today, in fact, September 11th is their anniversary. There will be a party tonight! That in itself, should tell you something about the magnetism of the ranch. I don't want to sound selfish, but I am certainly glad they decided to spend the week with us.

The fishing, as in past years, has been very good. The brown trout seem to be a bit larger, (my best has been a 15 incher taken on a Parachute Adams in the pool right in front of the tent cabins). The rainbows seem to jump as high as ever, and the goldens are as brilliant as always.

This morning rather than ride up to Sally Keyes Lakes, with some of the other guests to fish for golden trout, I elected to take a lunch and walk down and fish the San Joaquin, where it winds its way through Blayne Meadows. I got there just at the tail end of a mayfly hatch. I was lucky enough in the couple of hours I fished to coax six respectable brown into taking my No. 16 Parachute Adams.

My son Craig accompanied me on my first two trips to the ranch. On our second visit, owners Karl Smith and his wife Adeline asked Craig if he would like to come and work for them the following summer. You never saw a 16 year old say yes so fast. He worked for them the following three summers as a wrangler, and even managed some time in between to teach some fly fishing classes. They have a video tape of Craig instructing a lady guest in the art of casting in the meadow by the cabins. From there, it shows her casting, with his assistance, on one of his favorite pools. The fly, a Royal Wulff floats jauntily along. Out of the crystal clear depths you can see the form of a 15 inch brown slowly rise to leisurely such in the fly. After a very spirited battle she lands the fish. Craig shows her how to remove the barbless hook, and gently release the fish to fight another day. The lady is ecstatic. You bet I was one proud Dad when they showed me that tape. Today, that lady is an avid fly fisher.

Sadly, Karl Smith passed away at the end of Craig's second season at the ranch. Happily, though, Adeline carries on, and a more wonderful person would be hard to find. She is a lady in every respect, and much loved by all who know her.

Ok, now just suppose you have spent your day in the saddle in search of the golden trout in Sally Keyes Lakes. You get back at the ranch about 5 P. M. dead tired and sore.

MINUTES OF THE GENERAL MEMBERSHIP MEETING - Sep 11, 1986

The meeting was called to order by President Nicolai.

Welcome to new members Bob Beck and Shawn and John D. Stasio.

Beginning with the next meeting the Treasurers Report will be read.

The program was present by Mr. Milt Jensen on fishing the Almanor Area, Butt Lake Estuary and Yellow Creek specifically.

The raffle was held and some very nice items were given, as usual.

The meeting was then adjourned so that we could proceed with the work shop for the evening. Cleanup the club house, work on the kitchen cabinet installation and preregistration work for the conclave. Thanks to all who stayed and helped with the work.



CLUB HOUSE STATUS


There are still some finishing touches to be accomplished on the Club House. We will be having a work party every Thursday night until everything is done. For more information contact: Bill Furst at 791-4213.

PRESIDENT'S MESSAGE

The snow fell and the wind blew on the lead into the 1986 FFF conclave, but what a beautiful weekend it turned out to be at King's Beach, Lake Tahoe. Friday seemed to be those die hard fly fishermen who wanted to not miss a moment of the well chosen and executed programs held in the convention center on the beach.

Gary Borger, a well known name on the circuit of seminars and producer of fine videos on the subject, was worth every cent of the entry and a personable, friendly co-enthusiast to boot. A more sensitive and knowledgeable figure you couldn't find. Darwin Atkin, as usual, his warm self. Tying his "California Girl" flies and giving away every one to those who had sat entranced by his method of tying. I had the honor of receiving one of his Matukas that he had tied by hand without aid of a vise, bobbin or any other device. Milt Jensen, Chuck DeJournette, Al Perryman, Mike Michalack, Walton Powell, our own Jim Victorine and others displayed great Talent and knowledge in the art of present a body of information on our mutual sport. The expo booths were well done and seemed to fare the three days well.

I met many very likeable people and made a good number of contacts for future programs for our club. Thanks to Bill Furst, Jim Pratt, Jo Beck and any others that helped with the booth registering entrants and all of you who helped stuff envelopes.



A MOUNTAIN RETREAT

By Jack L. Parker

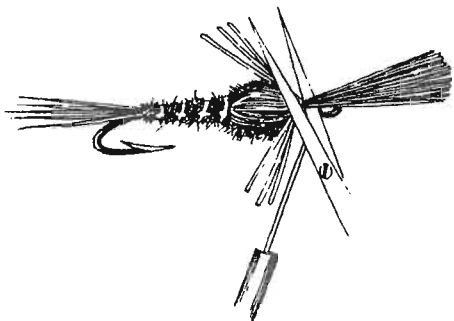
In my many years as a fly fisherman I have been fortunate to have been able to visit many beautiful places. However, I feel none is more beautiful than where I am as I write this. It is, I think, either my eighth or ninth straight year here, and I always spend the same week, which begins the first Saturday after Labor Day. I have Terry Eggleston to thank for introducing me to this place. In the ensuing years I have been able to introduce several friends to Muir Trail Ranch. Others have learned about the ranch through articles I have written. I think, they too have fallen in love with it just as I have.

Muir Trail Ranch sits high in the Sierra at the head of Blayne Meadows, 90 miles east of Fresno, and 10 miles from the end of the road at Florence Lake. The ranch is bordered on two sides by high granite ridges. The crystal clear, trout filled waters of the South Fork of the San Joaquin River runs right through the ranch.


To get to the ranch you must first take the ranch's ferry boat 5 miles across Florence Lake, where you are met by rangers with horses, by the way, is yours to ride for your entire weeks stay. No, you do not have to be an accomplished rider. Ranch horses are well trained mountain steeds.

Five years ago, my good friend Rolf Gulbrandson joined me for my week at the ranch. The next year, our mutual friend Paul Mowery came with us. The following year, Rolf's wife Amy and Paul's wife Mara said that if the ranch was as great as we said it was they wanted to come. They came with us again the year after. On that trip there was another addition to our growing party, Andy Pichler. I am happy to state that we are all here together again this year. The Gulbrandson's even cancelled a tenth wedding anniversary trip to Tahiti, opting instead to spend it at

STEP 6: Wingcase is pulled over the thorax and tied in.




STEP 7: Legs are formed by bringing the tying thread back to a position just in front of the thorax and separating three fibers on each side and securing with tying thread. Excess material is then clipped off.



STEP 8: Head is then dubbed with a very small amount of dubbing and the legs are clipped off just to the rear of the thorax.



STEP 9: Whip finish the head of your fly and you are finished.



PLACES TO FISH


YELLOW CREEK (Plumas County) - Two miles of rare (for California) spring creek in Humbug Valley suffered badly from a hundred years of uncontrolled cattle grazing. CalTrout noted that brown trout populations, originally stocked by pioneers around the turn of the century, had plummeted. This was confirmed later by DFG sampling. CalTrout proposed a quarter-mile test section of fencing to exclude cattle from the streambank, and this was soon constructed by volunteers.

In four years, brown trout in the test section increased more than 600%. The course then was clear, and in partnership with DFG, landowner PG&E, the cattle operator/lessee, and Plumas County, CalTrout raised \$60,000.00 to fence the entire meadow stream with attractive hand-split cedar posts and rails and asked the state for protective angling regulations to help rebuild and sustain trout populations: 16" minimum size, 2 fish daily, single barbless hook artificials only.

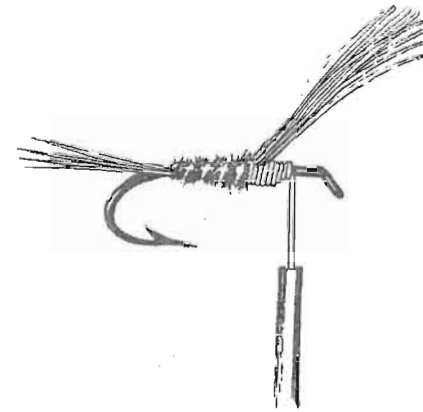
This was accomplished, and additional habitat improvement is being planned and implemented. Yellow Creek has a fabulous diversity of aquatic insects and a proven capacity to grow trout to six pounds. Old timers allege nine pounders used to be caught there, and we believe it.

The fishing "book" on Yellow Creek is still being written, but we know that hatches in the spring and early summer are profuse. Weather changes tend to turn the stream on and off. Camping in Humbug Valley is a delight, and the Yellow Creek browns are the most beautiful specimens you'll ever see. Fall fishing is scenic and productive.


A club gathering on Yellow Creek the second weekend of August 1987 has been proposed. In addition to the PG&E camping facilities on Yellow Creek there are two additional camp grounds on Butt Valley Reservoir. In August the reservoir will be in it's prime and for those who want to try for a real lunker there will be club members along to show you how it is done. In addition, the North Fork of the Feather River is just a short distance away.



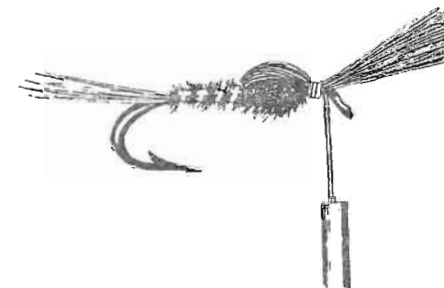
Yellow Creek begins at this spring.



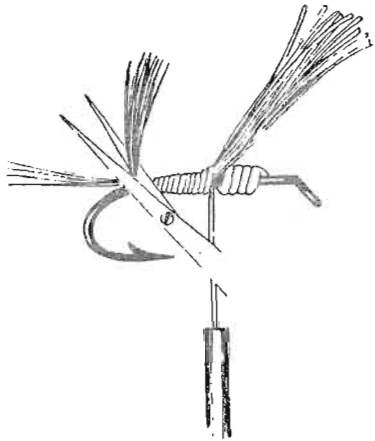
STEP 4: Dubbing is wrapped forward to the wingcase. Ribbing of the body is then completed.



STEP 5: Thorax is dubbed in the same manner as the body but larger.



STEP 1: Tie in lead wire at the thorax. Enough material for the tail, wingcase and legs is tied in just to the rear of the weight. Amount of material needed is determined by hook size and the amount needed to construct the wingcase.



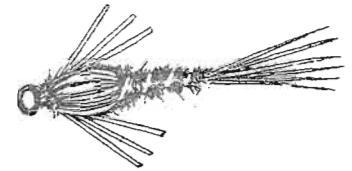
STEP 2: Material is secured and surplus fibers which are not needed to form the tail are trimmed off. Tail is positioned midway between the point and the barb with a couple of thread wraps underneath to lift and spread it.



STEP 3: Ribbing and dubbing material for the body is tied in at rear.

FLY TYER'S BENCH

By Terry Hellekson



Since this series is rather lengthy I have been saving it for you. Many of you have hung up your rods until spring and will indulge in what might be referred to as "the tying season." A.P. Nymphs is our subject this issue. Andy Puyans developed this series of nymphs more than 10 years ago and they still stand in high popularity today.

A.P. BEAVER NYMPH

HOOK: Mustad 3906B, sizes 8 thru 18.

THREAD: Black.

TAIL, WINGCASE AND LEGS: Dark moose hair.

RIBBING: Fine copper wire. Rib body only.

BODY AND THORAX: Dubbed dark beaver fur.

HEAD: Dubbed dark beaver fur.

A.P. BLACK BEAVER NYMPH

HOOK: Mustad 3906B, sizes 8 thru 18.

THREAD: Black.

TAIL, WINGCASE AND LEGS: Dark moose hair.

RIBBING: Fine copper wire. Rib body only.

BODY AND THORAX: Dubbed dyed black beaver or synthetic fur.

HEAD: Dubbed dyed black beaver or synthetic fur.

A.P. CLARET AND BEAVER NYMPH

HOOK: Mustad 3906B, sizes 8 thru 18.

THREAD: Black.

TAIL, WINGCASE AND LEGS: Dark moose hair.

RIBBING: Fine copper wire. Rib body only.

BODY AND THORAX: Dubbed with a blend of 40% medium color beaver, 20% claret synthetic fur, 20% seal brown synthetic fur and 20% English

Hare's Mask fur.

HEAD: Dubbed with body blend.

A.P. HARE'S EAR/BEAVER NYMPH

HOOK: Mustad 3906B, sizes 8 thru 18.

THREAD: Brown.

TAIL, WINGCASE AND LEGS: Bronze mallard.

RIBBING: Fine gold wire. Rib body only.

BODY AND THORAX: Hare's Ear and beaver fur mixed in equal parts.

HEAD: Brown thread.

A.P. HENDRICKSON NYMPH

HOOK: Mustad 3906B, sizes 8 thru 18.

THREAD: Brown.

TAIL, WINGCASE AND LEGS: Bronze mallard.

RIBBING: Fine copper wire. Rib body only.

BODY AND THORAX: Dubbed with dyed reddish brown beaver or synthetic fur.

HEAD: Dubbed with same fur as body.

A.P. MUSKRAT No. 1

HOOK: Mustad 3906B, sizes 8 thru 18.

THREAD: Gray.

TAIL: Blue dun hackle fibers.

WINGCASE AND LEGS: Bronze mallard (not too dark).

RIBBING: Fine gold wire. Rib body only.

BODY AND THORAX: Dubbed dark muskrat fur taken from the back of the muskrat.

HEAD: Dubbed with same fur as body.

A.P. MUSKRAT No. 2

HOOK: Mustad 3906B, sizes 8 thru 18.

THREAD: Gray.

TAIL, WINGCASE AND LEGS: Dark moose hair.

RIBBING: Fine gold wire. Rib body only.

BODY AND THORAX: Dubbed dark muskrat fur taken from the back of the muskrat.

HEAD: Dubbed with same fur as body.

A.P. OLIVE NYMPH

HOOK: Mustad 3906B, sizes 8 thru 18.

THREAD: Olive.

TAIL, WINGCASE AND LEGS: Dyed olive barred mallard.

RIBBING: Fine gold wire. Rib body only.

BODY AND THORAX: Dubbed dyed olive beaver or synthetic fur.

HEAD: Dubbed with same fur as body.

A.P. PEACOCK NYMPH

HOOK: Mustad 9671, sizes 10 thru 18.

THREAD: Black.

TAIL, WINGCASE AND LEGS: Ringneck pheasant center tail feather fibers. Select so that dark center portion covers wingcase.

RIBBING: Fine copper wire. Rib both body and thorax.

BODY AND THORAX: Bronze peacock herl.

HEAD: Black thread.

The following step by step tying procedures will assist you in tying the A.P. series nymphs. The unique manner in which they are easily tied can be incorporated into many other patterns.



MEMBERSHIP APPLICATION
GRANITE BAY FLYCASTERS
P. O. Box 458
Roseville, California 95661 - 0458

DATE: _____

NAME: _____ PHONE: _____ (HM)
(Last) (First) (MI) _____
_____ (WK)

ADDRESS: _____

CITY: _____ ZIP: _____

1. For a successful club to exist the membership must be willing to contribute their time and skills. You will only get out of the club what you and others jointly put into it. Please list any skills you may have which you would be willing to offer. (Any of the building trades, accounting, writing, etc).

2. Describe what you desire in a general membership meeting format. (What do you expect on a regular basis at our meetings)?

3. What goals do you feel the club should pursue?

4. Annual dues are: \$20.00 Individual Membership
\$25.00 Family Membership
\$5.00 Junior/Student Membership

5. Please make checks payable to: GRANITE BAY FLYCASTERS