




GRANITE BAY FLYCASTERS  
P.O. BOX 458  
ROSEVILLE, CA 95661-0458

BULK RATE  
PERMIT  
NO. 101  
ROSEVILLE, CA

# THE LEADER

NEWSLETTER OF THE

GRANITE BAY FLYCASTERS



ROSEVILLE, CA

MAY/JUNE 1986

VOL. 1, NO. 5



## TRADING POST

---

The Trading Post will be a regular feature in upcoming issues. It will be a "fishing only" classified ad section. Advertise anything for free as long as it pertains to fishing. Bring your ad copy to the general meeting or call me and it will be included in the next issue of "The Leader".

The Editor

Historic Old Roseville  
129 Church Street  
Roseville, CA 95678



**(916) 786-2174**

**What can we do  
for you . . . ?**

promotion  
Portraits  
glamour  
copy/restoration  
commercial  
Beautiful Weddings

STUDIO

*Nicolai*  
the fine art  
of photography

Since 1982 the name in photography  
783-4001 226 Vernon St. Roseville

# AT THE NEXT MEETING

---

This month's presentation will be by Joe Shirshac. Joe will talk on fishing for the large trout in Pyramid Lake. This should be of particular interest to us, as Pyramid Lake is located outside Reno, not a far drive.

The film is, again, from Fenwick and is titled "Secrets of Flycasting". It is an instructional film with some good ideas on correcting some common casting problems.

Directions to the Center are:

- Follow Douglas to the kiosk at the entrance to Granite Bay Park.
- Turn right at the second stop sign.
- Turn left immediately and pass through a gate onto a gravel road.
- Follow the gravel road to the parking area.

See you there, at the Granite Bay Activities Center.

Thursday, June 12

Ken Winkleblack

---

Out of consideration for  
those of us that don't smoke,

PLEASE SMOKE OUTSIDE.

---

\*\*\*\*\*

## THE GRANITE BAY FLYCASTERS

\*\*\*\*\*

### The Officers

President	Nicolai Laquaglia	783-4001
Vice President	Morris Schlesinger	782-5277
Secretary	Warren Schoenmann	725-2542
Treasurer	Fred Zimmerman	652-0678

\*\*\*\*\*

### The Directors

David Davy	885-0289
Jim Ferguson	781-2358
Nicolai Laquaglia	783-4001
Fred Rollins	988-9319
Ken Winkleblack	988-7129
Warren Schoenmann	725-2542
Fred Zimmerman	652-0678

\*\*\*\*\*

### The Committees/Chairpersons

Building	Ron Bigelow	645-3473
Conservation	David Davy	885-0289
Gatekeeper	open	
Librarian	Warren Schoenmann	725-2542
Newsletter/Editor	Jim Ferguson	781-2358
Raffle	Morris Schlesinger	
Workshop	Keith Havilland, Jr.	885-9092
Youth	Russ Randall(Advisor)	332-7547
Programs	Ken Winkleblack	988-7129

\*\*\*\*\*

Without the help of these people and enterprises none of this would be possible. Please return their support by supporting them.

Terry and Stan  
Marshall

Fly Fishing Specialities  
Marshall's Printing

\*\*\*\*\*

# MEETING MINUTES

---

Meeting Minutes for April 10, 1986

The meeting was called to order at 7:45PM, a little late due to electrical problems.

Being a relatively new club, with not many people acquainted with one another, the meeting began with everyone introducing themselves.

## Old Business

The club needs its members and can always use your help with the club activities and functions. Feel free to call me or any of the other club officers or committee chairpersons listed in the inside cover of "The Leader"

The club now has liability insurance, at least until we become a non-profit, incorporated entity.

Bill Carnazzo will handle the processing of the incorporation papers and non-profit status application.

The logo committee will meet after the club meeting to discuss the final entries and presentation for the membership vote.

Due to personal business workload, the vice-president and membership chairman, Peter Dibble, has resigned. The duties will be performed by the club secretary until an appointment is made.

## New Business

Nomination for vice-president were opened. Morry Schlessinger and Fred Rollins were nominated and seconded. The general membership voted and Morry was elected by a counted, majority vote.

Jim Ferguson requested help on producing the newsletter. Also, contact Jim if you have ideas about additional articles or features, fishing trips, etc. that may be included in the newsletter.

Continued on Page 15

Meeting Minutes(cont.)

March 10 was the final night to join the club as a charter member, but of course, membership is still open to all who wish to join and support the club.

Keith Havilland, Jr., workshop chairman announced that Shad fly tying will be the topic at this months workshop evening, April 17, at 7:30PM at the Activities Center.

Brad Boustead will help coordinate the work. Jeff Herman has had to step down due to a change in his work schedule. Please contact Brad at 786-6876 to donate your time, materials or what-have-you.

The evenings entertainment was a slide presentation by Jim Fujii, on Shad fishing in the Feather and Yuba rivers.

A Special thanks to those who donated appliances, building materials and their expertise to help complete the clubhouse.

The meeting was adjourned.

Warren Schoenmann



Ah, you've seen my "roadkills."

STEP 4: Fold shellback material back over the head and tie off at the back of the head.



NOTE: The best technique to use in presenting an imitation of the backswimmer is to simulate their trips to and from the surface when they are obtaining oxygen. Cast out your fly using either a floating or sink-tip line with a long leader and tippet (12 to 16 foot leader and tippet). Allow the fly to sink and then retrieve with long quick strokes. This pulls the fly towards the surface and becomes extremely obvious to a patrolling fish.



Well, well, I've accidentally gotten a worm on the hook my fly fell off of!

## COMING EVENTS

### JUNE

General Meeting	Thursday	6/12	7:30PM
Workshop	Thursday	6/19	7:30PM
Event	Saturday	TBD	

### JULY

General Meeting	Thursday	7/10	7:30PM
Workshop	Thursday	7/10	7:30PM
Event	Saturday	TBD	

### AUGUST


General Meeting	Thursday	8/7	7:30PM
Workshop	Thursday	8/14	7:30PM
Event	Saturday	TBD	

Upcoming presentations will be on:

- Fishing Pyramid Lake with Joe Shirshac(June)
- John Dynstat from California Wild Trout
- Tom Hesseldeuz from the McCloud River Conservancy
- Milt Jensen on Fishing the Almanor area



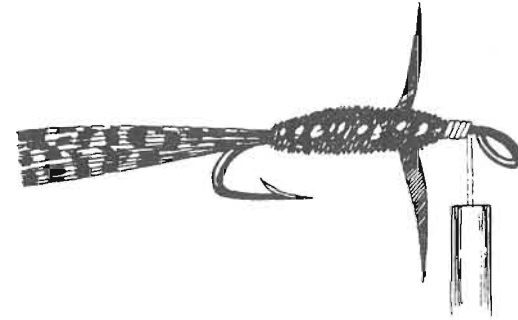





Untitled

Telephones.  
Busy-ness, catch up.  
Carry-on.  
Watch the days grow warmer  
and longer.  
Streams and lakes  
Begin the spring hatch  
and turn  
into goals  
for the flyfisher.  
Time to plan  
A getaway  
To find ... one on one.  
A special day to search for  
the  
Pleasure of the first tug.  
The little hesitation.  
The moment of the catch  
That draws us,  
Pulls us to that need.  
To fish  
Again.


Nicolai



STEP 2: Wrap chenille forward and tie off.



STEP 3: Pull shellback over the body and tie off at head.



# FLY TIERS BENCH

By Stan and Terry Hellekson

After a good wet winter like we have just gone through there is little need to give much thought to fishing many of our streams. The high water conditions we are presently faced with certainly dictate lake fishing in many areas. There is a wide range of patterns to select from. One of our favorites is the backswimmer. This fly is also referred to as the Water Boatman. There are a number of species, however, we tie one pattern which simulates most of them rather effectively.

## BACKSWIMMER

HOOK: Mustad 7957BX, sizes 10 thru 14.

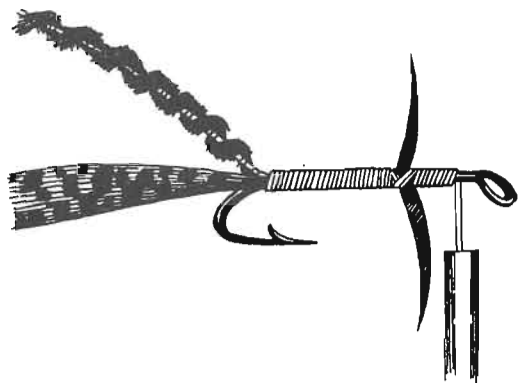
THREAD: No. 60 Olive Flymaster Plus.

SHELLBACK: Brown mottled turkey or suitable substitute.

LEGS: Dyed olive goose fibers.

BODY: Yellow/olive variegated chenille.

Instructions for tying the Backswimmer.



STEP 1: Tie in the shellback material at rear of hook and then tie in the chenille. Shellback material should be tied in so the underside, shiny side, will be up when it is pulled over the body. Tie in the legs at each side of the hook.

## RELEASING FISH

There is a growing trend among anglers to release, unharmed, a portion of their allowable catch. The Department of Fish and Game endorses this philosophy of voluntary "catch and release". By following a few simple rules you can be certain that released fish will live to spawn and/or be caught again. Remember that a fish that appears unharmed when released may not survive if not carefully handled:

1. **Time is of the essence.** Play and release fish as rapidly as possible. A fish played gently for too long may be too exhausted to recover.
2. **Keep the fish in the water** as much as possible. A fish out of water is suffocating and, in addition, is twice as heavy. He may seriously injure himself if allowed to flop on the beach or rocks. Even a few inches of water under a thrashing fish acts as a protective cushion.
3. **Gentleness in handling is essential.** Keep your fingers out of the gills. Do not squeeze small fish . . . they can easily be held by the lower lip. Nets may be helpful provided the mesh does not become entangled in the gills. Hooks and lines catching in nets may delay release, so keep the net in the water.
4. **Unhooking.** Remove the hook as rapidly as possible with longnose pliers. IF THE FISH IS DEEPLY HOOKED, cut the leader and leave the hook in. Be quick but gentle—do not roughly tear out hooks. Small fish are particularly susceptible to the shock of a torn-out hook.
5. **Reviving.** Some fish, especially after a long struggle, may lose consciousness and float belly up. Always hold the fish in the water, heading upstream. Propel it back and forth, pumping water through its gills. When it revives, begins to struggle and can swim normally, let it go to survive and challenge another fisherman.



Yes, I would say large brown trout can be described as being predominately cannibalistic. Why do you ask?

# ON THE STREAM

WITH JACK PARKER

It was July, 1958. I remember it was hot and I had just about had it. Sweat was running down my forehead and into my eyes. I was fishing the Upper Owens River in East-Central California, which is a fine stream for fly fishing. It runs for miles through a giant meadow before emptying into Crowley Lake. At first light I was on the river and it was almost noon. I had caught one foolish little rainbow and rose another, a little smarter, that did not take the fly. It was my last day to fish. In one week I was to report for active duty in the Army. I had really wanted to finish my trip with a nice fish.

For most of the morning, I had noticed a fisherman above me periodically crawl to the edge of the bank, drop whatever he was using for bait into the water, let it drift a short way and then repeat the process. More than once I saw he was into a nice fish. He finally reeled in, and circled behind me, heading downstream to his car. Curiosity got the best of me. I stopped him and asked what he had been using. He was not overly anxious in divulging his secret, until I explained I was going into the service and this might be the last fishing I would be doing for a long time. After my sob story, he opened up and told me he had been dapping live grasshoppers. He then showed me the three fish he had in his creel. The smallest was over 15 inches. I politely refused the grasshoppers he offered, explaining that I would try dapping with an artificial instead. We shook hands, I thanked him and we parted. I still mentally thank him every time I catch a fish by dapping. After he had gone, I went back to the river. After two hours and a lot more sweat, I landed and released a brown of over 3 lbs. by dapping an imitation grasshopper. A fitting climax to civilian life.

Since that day, I have dapped whenever and wherever conditions have warranted. Last season, while fishing the South Fork of the Yuba River, I came upon a large boulder in a narrow section of the stream. In front of the boulder was an ideal lie for a feeding fish. However, a few feet above the boulder a large

pine had fallen across the stream. There was about 3 feet of space between the trunk of the pine and water's surface. Normal casting was out of the question. The only solution was dapping.

Careful not to cause any waves, I waded into position behind the rock. Very slowly I extended the tip of my rod over the top of the rock. I let the fly, a No. 10 Gray Woolly Worm, drop to the surface, float a couple of feet and then I repeated the maneuver. I did this for a good ten minutes before I had a solid rise. The trout headed upstream. there was nothing I could but follow; and follow I did. I had to duck under the log and got the seat of my pants wet, but that's all in the game. the fish proved to be a very nice rainbow.

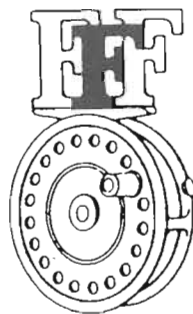
One of the purposes for dapping is to try and fool the fish into thinking a nice big grasshopper, or other terrestrial has lost its way and fallen onto the water. Big trout just love a nice juicy 'hopper for a between-meal snack. Actually though, dapping should not be restricted to just terrestrial patterns. You can dap even when there is a hatch and it must be matched.

Several years ago, I was fishing a small meadow stream with a friend and we had caught the odd trout or two. In the early afternoon a hatch of straw-colored duns started coming off. I noticed a nice fish begin feeding tight against the far bank. The only way I could get a fly over it was by dapping. I crossed over, and with the able guidance of my friend, I worked my way into a position just below the fish. Carefully, I eased my rod tip out over the water, let the fly touch the surface and float two or three feet. All of this time, I remained well hidden from the trout. After several tries, my friend on the other side yelled, "Strike!". I did and eventually landed, photographed and released a fine 18 inch brown trout.

While dapping is ideally suited to the meadow stream, as I illustrated in my incident on the Yuba, it works on other types of water as well; especially on small brush lined streams.



Leader length is not important, since only the fly touches the water. I do follow the rule, "the smaller the pattern, the lighter the leader tippet". If needed, you can place a split shot a foot or so from the end of the leader to help with accuracy. A point in favor of the beginning fly fisherman is that you do not have to be an accomplished caster to be successful. Although it is only one aspect of many in the art of becoming a proficient fly fisherman, I feel dapping is an important one.



*An invitation  
to join the  
Federation of  
Fly Fishers...*



**(916) 786-8526**

- Athletic Uniforms
- T-Shirts
- Special Events
- Custom Silk-Screening

121 Church Street • Roseville, CA 95678



**(916) 786-4666**

106 CHURCH ST.  
OLD TOWN ROSEVILLE  
CA 95678

HAIR-SKIN-NAILS

Who are they? Those of you who joined us at the first meeting of our club last November will recall the program that was presented by Sarg Reynolds and Ed Hobbs of the FFF. We, at that time, were committed to club participation in this important organization.

When asked why should we join the response was, "If you and they do not get involved with protecting and improving your own fly fishing environment, there won't be any fly fishing in the future." The FFF has provided our audio visual aids for the last 2 meetings. No charge involved.

By our joining the FFF as a group the club benefits. Stan Hellekson, Fly Fishing Specialties, has volunteered to act as a collection point for membership applications. Please give your applications to him so the club will get credit.

On a more personal note, you will receive a patch for your vest or jacket, membership card, decals, and Flyfisher Magazine. Additionally, you will receive an annual invitation to the International Conclave at West Yellowstone and your own personal satisfaction that you are contributing to the future of fly fishing.

Morris Schlesinger