


---

# THE LEADER

---

NEWSLETTER OF THE  
GRANITE BAY FLYCASTERS

---



---

ROSEVILLE, CA.

MARCH 1986  
VOL. 1, NO. 3

GRANITE BAY FLYCASTERS  
P.O. Box 468  
Roseville, CA 95861-0468





\*\*\*\*\*  
THE GRANITE BAY FLYCASTERS  
 \*\*\*\*\*

The Officers

President	Nicolaï Laquaglia	783-4001
Vice President	Peter Dibble	645-8247
Secretary	Warren Schoenmann	725-2542
Treasurer	Fred Zimmerman	652-0678

\*\*\*\*\*  
The Directors

David Davy	885-0289
Peter Dibble	645-8247
Jim Ferguson	781-2358
Nicolaï Laquaglia	783-4001
Morris Schlesinger	
Warren Schoenmann	725-2542
Fred Zimmerman	652-0678

\*\*\*\*\*  
The Committers/Chairpersons

Building	Fen Bigelow	645-3473
Conservation	David Davy	885-0289
Librarian	Warren Schoenmann	725-2542
Newsletter/Editor	Jim Ferguson	781-2358
Raffle	Morris Schlesinger	
Youth	Tom Dibble	645-8247
Programs	Ken Winklenjack	988-7129

Without the help of these people and enterprises none of this would be possible. Please return their support by supporting them.

Terry and Stan Marshall Fly Fishing Specialities  
 Marshall's Printing



(916) 786-8526

- Athletic Uniforms
- T-Shirts
- Special Events
- Custom Silk Screening

121 Church Street • Roseville, CA 95678



(916) 786-4666

108 CHURCH ST  
 OLD TOWN ROSEVILLE  
 CA 95678

HAIR SKIN NAILS


What can we do  
 for you . . . ?

- promotion
- Portraits
- glamour
- copy/restoration
- commercial
- Beautiful Weddings

STUDIO

*Nicolaï*  
 the fine art  
 of photography

Historic Old Roseville  
 129 Church Street  
 Roseville, CA 95678



(916) 786-2174

Since 1982 the name in photography  
 783-4001 226 Vernon St. Roseville



## COMING ATTRACTIONS

April 6, 1986  
SAGE Fly Casting Clinic  
(Applications and details are available at the shop).

May 24, 1986  
Well known western angling author, "Charles E. Brooks, will be available to autograph any of his six books to include his newest title: "The Henry's Fork".

May 31, 1986  
Hal Janssen will spend a full day tying some of his patterns and presenting various programs. THIS IS A MUST.

WE ARE YOUR "FULL SERVICE" FLY FISHING SPECIALTY SHOP. WE STOCK THE LARGEST SELECTION OF FLY TYING MATERIALS IN THE WEST. WE ALSO FEATURE THE LARGEST SELECTION OF FLY TYING BOOKS IN THE AREA.

Certified CORTLAND Pro Shop. Authorized SAGE Dealer.

FREE CORTLAND Fly Line of your choice with the purchase of any SAGE Fly Rod. (New beginner fly rods excluded).

Fly Casting Instructions. Fly Tying Classes. World wide fly fishing trips booked.

The coffee pot is always on. Stop by for the latest fishing information.

## ***FLY FISHING SPECIALTIES***

104 Church Street  
Roseville, California 95678  
Telephone (916) 786-3470

***Serving Fly Fishermen Around The World***

### Preview of the March Meeting

THIS WILL BE OUR FIRST MEETING AT THE "CLUBHOUSE", THE GRANITE BAY ACTIVITIES CENTER!!!

Since the center is not completely outfitted, you will need to bring chairs if you want to sit on anything but the floor. It would also be wise to bring some mosquito repellent. There are just a few of the little suckers around waiting for a meal.

Please, plan to arrive by 7:15PM so that the keeper of the gate can participate in the meeting with the rest of us. Bring a copy of "The Leader" or your badge from the last meeting to aid in identification at the kiosk at the entrance to the park. Once you arrive, please park in the adjacent lot, as there is still some standing water near the center.

We will be raffling the Fenwick rod Thursday night. If you wish to purchase chances to win, go to Fly Fishing Specialties, Terry will take care of you.

Our guest speaker will be Dick Teller of the Middle Fork Connection. Dick is an outfitter in the River of No Return Wilderness Area of Idaho. He will be talking about fishing in the Middle Fork of the Salmon River.

Ken also expects to have a movie, "Fly Fishing for Bass".

We have a great meeting lined up. Bring your spouse or partner. We really want this to be a family affair. See you there, at the Granite Bay Activities Center.

Thursday, March 13

Be there by 7:15, the meeting begins promptly at 7:30.

Minutes from the February Meeting  
Warren Schoenmann

Meeting called to order by the president, Nicolai.

Old Business

Report on the "clubhouse" progress by Ron Bigelow. See the report elsewhere in this issue.

Morry Schlesinger caught the flu, so the raffle report is postponed until the March meeting. Get well soon, Morry!

Ken Winkleblack, programs chairman, reported that he is trying to set up each months program with one guest speaker and one slide show or movie. If you have an idea on what you want to hear of see, contact Ken. We need video equipment for the club, let us know if you have some to donate or know of someone who would.

New Business


First, and most important, we need an adult advisor/organizer to help with our youth program. If you wish to participate in this program, please contact any club officer.

Items voted on by membership:

- general membership meetings will be held on second Thursday of each month.


- the workshop or informal get-together will be held on the third Thursday of each month.

STEP 7: Wrap hackle, legs, forward and tie off. You will do best with four or five wraps.



STEP 8: Separate hackle barbles on top of the thorax and pull wingcase over and tie in at head. Finish off with a nice tapered head and whip finish.

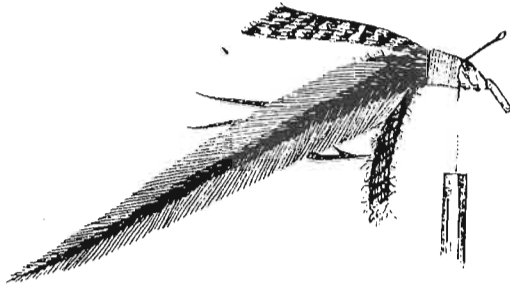
NOTE: Variations of this pattern which have proven to be effective at different times are those which are tied with varying shades of brown or gold yarn. We very seldom resort to using lead on our flies. Especially nymphs. A weighted nymph will not have a natural drift. We find that Superior Fly Products SINK-KOTE does the trick 99% of the time. We fish this pattern, as with most nymph patterns, using the dead drift method. We find that shorter leaders, six or seven feet at the most, give better line control. To be super effective the use of a Cortland Weight Forward Floating Glo-Line is best. Because of the fire orange color of the line it is very easy to follow on the water. At even the slightest hesitation of the line set the hook. It will often be a boulder or some other obstruction under the water but often times not. When fishing the Box Canyon Stone you should size it to the season. It is best used in waters that hold the Large Dark Stone (*Pteronarcys californica*) or the Golden Stone (*Acroneuria californica*). The Large Dark Stone for example has a three year life cycle as a nymph. So, early in the season there are many available to the fish that are ready to hatch (emerge). A size 2 or 4 is a good choice before and during the spring hatch. Then sizes 4 and 6 come into play. During late summer and fall sizes 8 and 10 work best. Fish them in the riffles and pocket water and look out!



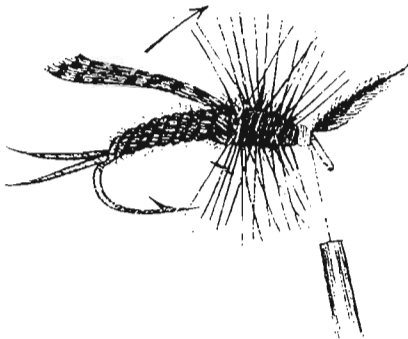
STEP 4: While holding the twist in the yarn, wrap forward and tie off. Do not clip off remaining yarn as it is going to be used for the thorax.



STEP 5: Next tie in wingcase material. Depending on size of hook, you should insure the section of mottled brown turkey is wide enough to cover the entire top of the thorax area when tied in. Remember, it will become narrower when tied in.



STEP 6: You should now select your hackle and tie it in. Try and select a feather which is soft and as much web in it as possible.



It was decided that the club would vote on the logo for the club at the March meeting. [See minutes of Directors meeting. Ed.]

Volunteers to represent the club at this years FFF conclave are Nicolai, Terry Eggleston, and Tim Harrigan.

Visitors:

Don Steffa, Jr. is with the Delta Fly Fishermen of Stockton. Thanks for stopping in, Don. Visitors from other clubs and guests of our members are always welcome.

The business meeting adjourned at 8:40.

#### Entertainment Program

Mr. Les Eichhorn of Sage Rod and Reel Company presented a slide show on Bone and Tarpon fishing of the Florida coast. Les also generously donated a Sage Graphite II Fly rod kit as the Grand Door Prize for tonights meeting.

The evening raffle was held and some very fine prizes were given away, including the Sage rod kit, a Ryobi 355 reel, a book, and an original water color.

And finally, a movie on trout was shown by Ken Winkleblack.



Callibaetis dun

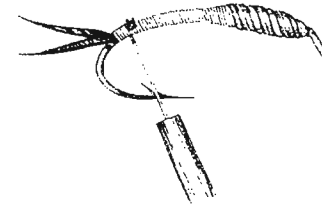
Message from the President  
Nicolai Laquaglia

Well, my friends, the time has come to put together some ideas on a sort of christening or grand opening party for the "clubhouse". I must say that it was baptized(as were we all) during the Great Storm of '86. I would like to report that the "clubhouse" didn't get flooded. Terry Eggleston, Fred Rollins and I checked the status of the lake on Wednesday after the big dam break at Auburn on Tuesday night. The building was just above water. We now can step just outside and cast into nice ponds on two sides of the "clubhouse". Anyway, we have heard thoughts of a barbecue for the grand opening, and your ideas are welcome.

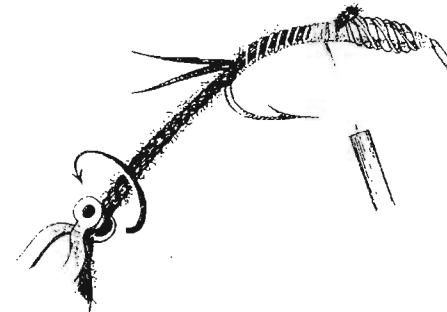
Fishing this year, it seems, will be normal or better due to the amount of water in the lakes and reservoirs. The hatchery at Nimbus dam let all of the steelhead fingerlings go due to the high silt content and high ph value of the water. At the time I viewed the hatchery the river was only 6"-8" from washing over the entire hatchery. The Fish and Game employee we talked to said that the salmon were fine but the steelhead had a better chance loose. In future messages I will update the status of fishing in our area. See you next meeting.



STEP 1: Tie in tying thread and wrap lead wire through the thorax area. Lead wire is optional, however, if used it is recommended that it be wrapped through the thorax area to eliminate the need for added materials later and to give the fly proper taper.



STEP 2: Wrap tying thread to the rear and tie goose fibers in forming a "V".



STEP 3: Tie in black yarn. Grasp end with hackle pliers and twist clock wise. The yarn when wrapped will have a segmentation effect like a natural.





# FLY TYER'S BENCH

By Stan and Terry Hellekson



Most experience fly fishermen are aware of the importance of the Stonefly in the food chain of trout. In these past many years we have seen hundreds of patterns developed by the fly tyer's, especially in the west. From all of these, only a hand full have caught our attention. That has been due strictly because of their proven productivity. One I would like to bring to your attention in this issue, and there will be many others in the future, is the Box Canyon Stone. It was developed by my good friend Mims Barker of Ogden, Utah. He spent an entire summer fishing Herny's Fork of the Snake River in eastern Idaho. At summers end this is what evolved and has become the first choice of many anglers throughout the west. On the coast, it has been proven most effective for Steelhead. In my opinion it fails to truly simulate any of our Stonefly species, however, you cannot argue with the success anglers have reported. During these past ten or more years this is one nymph pattern that has fully gained our complete respect.

## BOX CANYON STONE

HOOK: Mustad 38941, sizes 2 thru 10.

THREAD: No. 100 Black Size 3/0 Monocord.

TAIL: Dark Brown goose fibers.

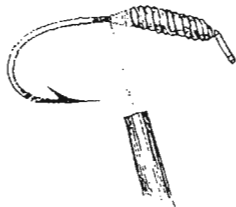
BODY: Black yarn.

WINGCASE: Mottled brown turkey.

LEGS: Furnace or coachman brown hackle.

THORAX: Black yarn.

Instructions for tying the Box Canyon Stonefly Nymph:



## CALENDAR

### MARCH

General Meeting	Thursday	3/13	7:30PM
Granite Bay Activities Center(GBAC)			
Workshop	Thursday	3/20	7:30PM
GBAC			
Board Meeting	Thursday	3/27	7:30PM
Studio Nicolai in Roseville			

### APRIL

General Meeting	Thursday	4/10	7:30PM
GBAC, Speaker -- Jim Fuji on Shad fishing			
Workshop	Thursday	4/17	7:30PM
Event	Saturday	TBD	

### MAY

General Meeting	Thursday	5/8	7:30PM
Workshop	Thursday	5/15	7:30PM
Clubhouse Christening/ Barbecue	Saturday	TBD	

### JUNE

General Meeting	Thursday	6/12	7:30PM
Workshop	Thursday	6/19	7:30PM
Event	Saturday	TBD	

---

### Conservation

Editors Note: I hope to make this a regular column, but I can't do it without your help. If you know of something related to conservation that would be of general concern, please contact me. This particular column is by the thoughtfulness of a new member, who included a newspaper clipping with their membership application.

### Expansion of the Wild River System

Assemblyman Byron Sher, D-Palo Alto has introduced a bill that would clear the way for the designation of three more California rivers as Wild and Scenic. The bill would freeze development of dams and hydroelectric facilities on all three waterways pending a three year study of the question by Resources Secretary Gordon Van Vleck. The rivers named in Sher's bill are the McCloud, the East Fork of the Carson River and the West Fork of the Walker River.

Jeff Shellito, Sher's aid emphasized that the bill did not automatically assure Wild and Scenic status for the three streams. Its aim is to establish a legal process in California for the study of candidate rivers, similar to the one used by the federal government.

The affected section of the McCloud is from the Agloma region above Lake McCloud to Lake Shasta. The Carson would be affected from Hangman's Bridge near Markleeville to the state line, and the West Fork of the Walker would be protected from the Northern border of Yosemite to the town of Walker in Mono County.


You can contact Mr. Sher's office by calling the main legislative office at the Capitol, 322-9900. Please help encourage this type of legislation that helps protect our waterways.

### The Clubhouse Report

An update from Ron Bigelow.

- The electrical is complete. We are waiting for a backhoe, to be freed up from storm damage repair, to dig a trench. Once the trench is complete, then PG&E can do the electrical hook-up. We do have a generator until that takes place.
- The redwood deck is better than 90% complete.
- The interior has been taped and textured and is ready for paint.
- The overhang and the handicapped ramp will be completed next week.

\* \* \* \* \*



Do you think that, somehow, they know?



## Short Casts

\* \* \* \* \*

Thanks go to the contributors of last month's door prizes!!

Terry Hellekson  
"Fly Fishing Specialties"

Mike McIntyre  
"White Water Floatfishing Adventures"

Mike Monroe  
"The Fly Hutch"

\* \* \* \* \*

Don't forget to bring your own chair(unless you like standing) to the March meeting. It will take some time before the Parks and Recreation Department can have the whole thing completely outfitted.

\* \* \* \* \*

We will raffle the Fenwick rod at the March meeting.

\* \* \* \* \*

The Parks and Recreation Department has decided on a name for the "clubhouse". It will be the Granite Bay Activities Center.

\* \* \* \* \*

Don't forget to bring your copy of "The Leader" to the meeting as an ID for the gate at the park.

## Book Review

"Flytying Techniques", Jacqueline Wakeford, Nick Lyons Books, Winchester Press, New Century Publishers, Inc., 220 Old New Brunswick Road, Piscataway, NJ 08854 \$17.95 in paperback, 149pp.

This book provides the only complete guide in color to all the basic techniques of flytying. The extensive use of color in this book--more than 350 full-color photographs in a section of over 100 pages--reveals the different stages of flytying processes with far greater clarity than is possible with black-and-white illustrations; and it combines with the authors expert instruction to produce a book that is both attractive and practical.

The practicality of the book is its approach to flytying by way of basic techniques. The emphasis is on the techniques of constructions--tails, bodies, hackles, and so on--that the flytyer should master in order to tie complete flies, and by concentrating on the basics it helps the flytyer build up his confidence to handle the technical demands of any new pattern he might meet. The sections on "when things go wrong" are a unique feature of the work and a refreshing reminder that expert and novice have problems in common.

In addition, the book includes the standard sections on tools, materials, etc. There is also a section on special techniques such as how to weight a fly, using treble hooks, and cork among other things.

The book will appeal to both beginner and expert alike. It is a work of the highest caliber, but is easy to use.

## "Tight Lines"

EDITORS NOTE: With this edition of The Leader we are bringing you a new department. Jack L. Parker has agreed to do this for us on a monthly basis.

### EARLY SEASON TROUT FISHING

By Jack L. Parker

Opening day of trout season is not that far off. True, there is a lot of trout water open year around, but for me the real season begins on that last Saturday in April. This time of year, however, can pose some problems. Usually, the weather in our part of the state is pleasant, but there can still be melting snow in the Sierra and even though it is uncommon, it can rain in the mountains as well as lower down in the foothills. Not only can runoff and rain cause high water in many streams and rivers, but often this water will have the unpleasant hue of a strong cup of coffee with cream. Thankfully, I learned, more years ago than I care to remember, just how to get around such water. I think I was 16 at the time. The stream I had intended to fish that opening day was running over its banks, and was actually very close to the above mentioned shade of brown. I was about to head for home without even wetting a line, when I decided to stop the car at a bridge, which crossed a small feeder creek, and have a look. It was running well within its banks and was as clear as a cup of cold spring water. That was all the invitation I needed. I parked the car and was ready to fish in record time.

You bet that day had a happy ending. I caught and released several scrappy little rainbows. Fly pattern did not seem to matter. What did, was presenting the fly, so it floated in a natural manner. I did not see one other fisherman all day.

We are fortunate to live in an area, which abounds with small streams. No, not all of them have a normal flow and run clear in the early part of the season, but there are plenty that do.

For the last several years my wife Donna and I have spent opening day with our friends Jim and Carol Peters on a small Sierra foothill stream. During all those years I cannot remember ever seeing more than three or four other fishermen.

We usually have the stream all to ourselves. The girls fix a picnic lunch and even though they don't fish, they look forward to our outing just as much as Jim and I do.

I know of several small streams that offer not only good early season fishing, but good fishing all season long. Some are in the foothills, while others are higher in the mountains. I can drive the car to every one.

Many seasons ago we were camped with some friends a few miles out of the town of Truckee. Our main goal was to fish the Truckee River, but it was running high and very difficult to fish. One afternoon, we were driving around some back roads hoping to find some fishable water. I just happened to glance off to the side of the road and saw a sparse line of willows at the head of a small meadow. We stopped to investigate. It was a lucky thing we did. What we found was a small spring creek not more than four or five feet wide at its widest. It flowed for only a couple of hundred yards before emptying into a much larger stream, which in this particular part was very shallow and void of all signs of life. There was a fish rising in the first pool we checked in the small feeder. We made a mad dash for the car to get our rods. My friend caught most of his fish on a dry fly, while I did best fishing a wet No. 14 Royal Coachman cast down stream and retrieved with short jerks. So, another small stream was added to my list, and we did not see any sign of the stream ever having been fished. We were very likely the first in many years.

How do I go about finding small streams? I am always on the look out. That is the main reason for my success. Never, never pass up a stream without at least checking it out. I can think of at least five streams within half an hours drive from where I live in Roseville, and they all hold trout. I was only told about one of these streams. All the others I found for myself, by keeping my eyes open.

I could go on and on about small streams, but space is limited. If you will take my advise and look for your own little streams, chances are, you won't be disappointed, especially in the early part of the season.

