

**GRANITE BAY FLYCASTERS**  
P.O. Box 458  
Roseville, CA 95661-0458

**BULK RATE  
PERMIT  
NO.101  
ROSEVILLE, CA**


---

# **THE LEADER**

---

**NEWSLETTER OF THE  
GRANITE BAY FLYCASTERS**

---



---

**ROSEVILLE, CA.**

**APRIL 1986**

**VOL. 1, NO. 4**

\*\*\*\*\*

THE GRANITE BAY FLYCASTERS

\*\*\*\*\*

The Officers

President	Nicolai Laquaglia	783-4001
Vice President	Peter Dibble	645-8247
Secretary	Warren Schoenmann	725-2542
Treasurer	Fred Zimmerman	652-0678

\*\*\*\*\*

The Directors

David Davy	885-0289
Peter Dibble	645-8247
Jim Ferguson	781-2358
Nicolai Laquaglia	783-4001
Morris Schlesinger	782-5277
Warren Schoenmann	725-2542
Fred Zimmerman	652-0678

\*\*\*\*\*

The Committees/Chairpersons

Building	Ron Bigelow	645-3473
Conservation	David Davy	885-0289
Librarian	Warren Schoenmann	725-2542
Newsletter/Editor	Jim Ferguson	781-2358
Raffle	Morris Schlesinger	782-5277
Youth	Tom Dibble	645-8247
Programs	Ken Winkleblack	988-7129

\*\*\*\*\*

Without the help of these people and enterprises none of this would be possible. Please return their support by supporting them.

Terry and Stan  
Marshall

Fly Fishing Specialities  
Marshall's Printing



**(916) 786-8526**

- Athletic Uniforms
- T-Shirts
- Special Events
- Custom Silk-Screening

121 Church Street • Roseville, CA 95678



**(916) 786-4666**

106 CHURCH ST.  
OLD TOWN ROSEVILLE  
CA 95678

HAIR-SKIN-NAILS

**What can we do  
for you . . . ?**

- promotion
- Portraits
- glamour
- copy/restoration
- commercial
- Beautiful Weddings

STUDIO



the fine art  
of photography



Historic Old Roseville  
129 Church Street  
Roseville, CA 95678

**(916) 786-2174**

Since 1982 the name in photography  
783-4001 226 Vernon St. Roseville



## COMING ATTRACTIONS -

May 17, 1986

Western professional fly tyer Darwin Atkins will be here in person to demonstrate many of his tying techniques. This is a must for the beginner and professional alike.

May 24, 1986

Well known western angling author, Charles E. Brooks, will be available

to autograph any of his six books to include his newest title: "The Henry's Fork". Some numbered copies may be available.

May 31, 1986

Hal Janssen will spend the day with us tying some of his creative patterns and presenting various programs. THIS IS A MUST.

**SPRING SPECIAL - CORTLAND 2000 SERIES FLY RODS**  
Regular \$42.00 - Now \$32.95 - Offer limited to stock onhand.

WE ARE YOUR "FULL SERVICE" FLY FISHING SPECIALTY SHOP, WE STOCK THE LARGEST SELECTION OF FLY TYING MATERIALS IN THE WEST. WE ALSO FEATURE THE AREAS LARGEST SELECTION OF FLY FISHING AND TYING BOOKS.

**CERTIFIED CORTLAND PRO SHOP - AUTHORIZED SAGE DEALER** - FREE CORTLAND Fly Line of your choice with the purchase of any SAGE Fly Rod. (New beginner fly rods excluded).

FLY CASTING INSTRUCTIONS, FLY TYING CLASSES, WORLD WIDE FLY FISHING TRIPS BOOKED YEAR AROUND.

THE COFFEE POT IS ALWAYS ON. STOP BY FOR THE LATEST FISHING INFORMATION

## FLY FISHING SPECIALTIES

104 Church Street  
Roseville, California 95678  
Telephone (916) 786-3470

## PREVIEW OF THE NEXT MEETING

Our guest speaker will be Jim Fuji, who will talk on "Shad fishing in the Yuba River". Jim is rather modest and says his program is "just an amateurs effort at documenting something he enjoys and wants to share with his close friends", but everyone I have talked to says he has a great show, and we don't have to go far to try his techniques for ourselves. In addition, we will show the movie "HMG -- The Spoiler" from our good friends at Fenwick. It will introduce us to several skilled fisherman who are masters in their own fields of fishing. Each takes you fishing in his preferred fishing water to perform those pictorial catches we all dream about. A real variety of fishing methods and places await you along with an exposure to the advantages of high modulus graphite as a rod material.

Again, please, plan to arrive by 7:15PM so that the keeper of the gate can participate in the meeting with the rest of us. Bring a copy of "The Leader" or your badge from the last meeting to aid in identification at the kiosk at the entrance to the park. Bring a flashlight to make the trip back from the Activities Center to the parking area. Don't forget chairs!

Directions to the Center are:

- Follow Douglas to the kiosk at the entrance to Granite Bay Park.
- Turn right at the second stop sign.
- Turn left immediately and pass through a gate onto a gravel road.
- Follow the gravel road to the parking area.

See you there, at the Granite Bay Activities Center.

Thursday, April 10

Ken Winkleblack

# MINUTES FROM THE LAST MEETING

\* \* \* \* \*  
Special thanks to Ron Bigelow, Jeff Herman and their work crews for their efforts in getting the clubhouse ready so that we could hold the March meeting there.  
\* \* \* \* \*

The meeting was called at 7:30 PM by Nicolai.

## Old Business

The nomination for gatekeeper was opened to the floor. It was suggested that the gatekeepers serve in pairs for additional security and coverage. Several members volunteered to serve on a rotational basis, however, if others wish to be on the committee we would be glad to have you.

A number of ideas have been submitted for the club logo. A committee was formed to review all of the entries and select three or four of the best for the club to vote on.

Russ Randall has volunteered to serve as the Youth group advisor/organizer.

## New Business

The "bellringer" method of timing and limiting discussion of any one topic on the floor was explained and installed at this meeting.

In order to expedite proceedings, the club business meetings will start promptly at 7:30 and the evenings agenda will be posted at each meeting.

An annual schedule of events and meetings calendar was suggested and will be discussed at the next board meeting.

The third Thursday of each month is the workshop meeting night. Keith Haviland, Jr. volunteered to serve as program chairman for this club event.

Stan Hellekson volunteered to be the refreshment chairman. If you have a large coffee pot or urn that the club can use until permanent equipment is acquired, please contact Stan at Fly Fishing Specialties.

## RAFFLE

Last meetings raffle was such a success that we are enabled to have a good list of items for this meeting:

- 9 Foot, 6 Weight "Chase" Graphite Fly Rod
- Ryobi 355MG Fly Reel
- Fly Rod Case (New Item)
- A \$20.00 Gift Certificate

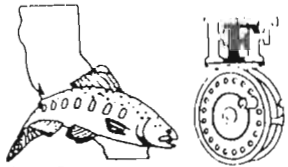
## Door Prizes will include:

- Set of flies & box tied by Fred Zimmerman
- Knot tying tool to simplify clinch, blood and nail knots.
- French Clip for quick release of a net from the vest
- Mini Pliers
- Dennison's Leader Dispenser

## Two reminder items:

- Fred Gordon, Ceramic Instructor at Sierra College, has donated one of his unique glazed ceramic castings of a salmon. This item will be auctioned at the April 10, 1986, meeting.
- Secondly, and most important, as announced at the last meeting, that if you want to be included as a Charter Member of the GBFC you must be a paid member not later than the next meeting in April.

22 CENT SOLUTION  
NCCFFF CONCLAVE 86  
SEPTEMBER 19/20/21, 1986  
KINGS BEACH, NORTH LAKE TAHOE



On the above days the Northern California Council Clubs of the Federation of Fly Fishers will host seminars, fly casting clinics, fly tying demonstrations, Tahoe-Truckee fishing information and other fisheries related programs. I am using the 22 cent solution to preregister my name to receive more information to better fly fishing.

Include me in the priority mailing for the NCCFFF CONCLAVE 86

NAME: \_\_\_\_\_  
ADDRESS: \_\_\_\_\_  
CITY: \_\_\_\_\_  
STATE: \_\_\_\_\_ ZIP: \_\_\_\_\_




RETURN/MAIL TO:  
NCCFFF CONCLAVE 86  
PO BOX 525  
DAVIS, CA 95617-0525



STEP 6: Whip finish the head of your fly and apply cement.

NOTE: Some color variations include a brown (a reddish brown), olive, purple and gray using a grizzly hackle.



"He wants a dozen flies."

## LANDSCAPING PROJECT

Someone has been working quietly to improve the surroundings of our meeting place a Granite Bay. Kim Flint reports that Haight Nursery of Roseville has agreed to donate the plants to help spruce up the area out there. The State Department of Parks and Recreation has approved the proposed landscaping plans submitted by Kim. This will give the area the finishing touch which will truly make it outstanding in every respect. Kim has done his part and now it is our turn to help him get the plants into the ground while the earth is still soft from all of the rains. If you can assist us in accomplishing this please contact Stan or Terry at 786-3470. This is one of the last remaining projects and we want to really shine come May 10th.

Acquisition of liability insurance was discussed and it looks as though we may have coverage by the next meeting.

The evenings program was presented by Dick Teller on "Fishing the River-of-No-Return wilderness area". An excellent presentation with slides and a good touch of humor. Thank you, Dick.

The raffle was conducted by Morrie Schlesinger.

A movie on bass fishing was shown by Ken Winkleblack.

The meeting was adjourned.

## CALENDAR

### APRIL

General Meeting	Thursday	4/10	7:30PM
GBAC, Speaker -- Jim Fuji on Shad fishing			
Workshop	Thursday	4/17	7:30PM
Event	Saturday	TBD	

### MAY

General Meeting	Thursday	5/8	7:30PM
Workshop	Thursday	5/15	7:30PM
Clubhouse Ribbon Cutting and Barbecue	Saturday	TBD	

### JUNE

General Meeting	Thursday	6/12	7:30PM
Workshop	Thursday	6/19	7:30PM
Event	Saturday	TBD	

Upcoming presentations will be on:

Trophy Fishing in Southern Oregon

Fishing Pyramid Lake

## THE PRESIDENT'S PAGE

---


What an adventure we all had at the March meeting in the new clubhouse! An excellent turnout, with some ladies, more youth showing, some new faces and volunteers for much needed committees. Our membership is around the century mark and growing.

Thanks for the vote of confidence and the support. Most of us don't know one another, but soon we will be past the initial business part of creating the club and be able to familiarize ourselves with each other.

The clubhouse work volunteers are asking for more help. Please go to the aid of those who have given so much of their time already. On Saturday mornings at Granite Bay, just tell the attendant at the kiosk that you are working on the Activity Center and you will be allowed free admission. But, PLEASE, don't misuse the privilege of free entry. See you next meeting.



Nicolai Laquaglia  
President



STEP 2: Tie in desired amount of lead wire. This is an option on these flies when you need to get them down fast.



STEP 3: Tie in chenille and fine wire at the rear of hook shank and wrap your tying thread forward.



STEP 4: Wrap chenille body material forward and tie off. Tie in saddle hackle at head of fly.



STEP 5: Wrap hackle back and tie off with the fine silver wire. Next, wrap fine wire forward through the hackle and tie off at head. Clip off excess hackle tip at rear of fly and wire at head.

# FLY TYER'S BENCH

By Stan and Terry Hellekson  
Illustrated by Fred Gordon

If you are a regular on Henry's Lake in eastern Idaho you will possibly recognize this pattern as a Henry's Lake Leech. Flies tied in this style have been used there for more years than we can recall. Their popularity has gradually grown on all of us with a name change evolving into what we know these flies to be today, "Woolly Buggers."

With this wonderful warm spring weather now upon us we can hardly wait for the fish to start moving into the shore line on Folsom Lake. In seasons past the Black Woolly Bugger has done the trick.

Much more than a stillwater fly. Give the Woolly Bugger a chance to prove itself in your favorite stream. It is sure to change some of your past practices. Although we have not experienced this ourselves, we have had several positive reports of the Black Woolly Bugger nailing Steelhead on the coastal waters.

## BLACK WOOLLY BUGGER

HOOK: Mustad 79580, sizes 2 thru 10.

THREAD: No. 100 Black Flymaster Plus.


TAIL: Black marabou short.

BODY: Black chenille.

RIBBING: Fine silver wire.

HACKLE: Black saddle hackle.

Instructions for tying the Black Woolly Bugger:



STEP 1: Tie in the black marabou tail. Tail length should be approximately the length of the hook shank. Do not get carried away and make it any longer or you will get a very high percentage of short strikes.

---

## Festive Ribbon Cutting

Our clubhouse, now known as the Granite Bay Activity Center is nearing completion and as such we think it is time to have a commemoration of its opening. The grand event is scheduled for May 10, from 11 AM to 3 PM. The extent of this ceremony is yet to be settled but at the very least it will be a club picnic and barbecue to celebrate all the hard work and devoted efforts of many of our club members. We will be inviting the membership of the eight surrounding fly fishing clubs to help us celebrate. We also hope to have members of the local government and from the State of California present. And we will invite the horseback riding club that also contributed their labor.

Many things need to come together to make this all happen and we need YOU, the members, to help. Procurement of many of the basics have been volunteered, such as chicken, soft drinks, paper goods, and publicity, but we still need volunteers to do some tasks:

1. Organize food preparation
2. Cooks
3. Poster making
4. Clean up crew
5. Take money for raffles and entrance donations
6. Etc.

I am in charge of organizing this event and Terry Hellekson and Morris Schlesinger have agreed to assist. Please give one of us a call and take an active part in this celebration.

The main course and drinks will be provided by the club (cost to be covered by a "donation") and everybody is asked to bring one dish to feed at least twelve people, salad, desert, etc. This will be coordinated through the organizer of food preparation.

This is our opportunity to show what a fine organization we are. GET IN THERE AND GIVE YOUR SUPPORT!

Ken Winkleblack

---

## THE FISHING REPORT

WANTED: FARM PONDS!!

During the last of March and all of April, bass in the foothill farm ponds should be moving into the shallows to prepare for spawning. That should provide some fast action for fly rodders armed with poppers and/or large streamers.

These small ponds (1 to 10 acres) have many advantages over larger reservoirs at this time of year. First, because of their size, ponds will warm earlier, and therefore the bass will be active earlier than those in the big lakes. Second, with the rains having turned most everything into "chocolate soup", these ponds will start to clear faster than most of the large lakes. This combination gives us "stir crazy" anglers a good chance to catch fish rather than just "practice" casting.

There are thousands of these small ponds in the lower foothills. Although most are on private property, many can be fished if you'll just ask permission before you begin.

With all of the rain this year, who knows when the streams and large lakes will be fishable. Folsom looks like a disaster area. Early fishing is going to take a great amount of scouting to find fishable water. If you're looking for trout fishing on April Fool's day, you might try Davis Lake of Frenchman's Reservoir or one of the smaller lakes around the 2000 to 4000 foot elevation (except Stumpy Meadows Res. and Slab Creek Res.).

Fred Zimmerman



## THE CLUBHOUSE REPORT

As you noticed at our last meeting a great deal has been accomplished (thanks to Ron Bigelow and his crew) on the club house, but there remains a lot to do by May 10.

- the roof needs to be hot mopped
- a pad needs to be formed and poured
- a wheelchair ramp made
- a cover built for the deck
- cabinets, stoves, sink need installation
- general framing and finishing of the kitchen
- ceiling tiles need to be installed
- and lots more

So, come one, come all every Saturday morning. Call Ron and let him know your coming. He has carried a great deal of the burden of refurbishment, so far, a real show of support from the members would be a great way to show our appreciation.

Ken Winkleblack






---

Here is another excerpt from a diary dated, August 14, 1968 at Hot Creek Ranch: "Began fishing below the chalk Bluffs about 9 A.M. There was a good hatch of brown sedges, and the fish were rising. I caught 6 from 13 to 15 inches, measuring each before releasing. Each took a No. 18 Brown Sedge when it was cast downstream, totally free of drag. After fish number six, the hatch was over and the trout stopped rising, so I went back to our cabin. I was hungry and it was my turn to eat."

Keeping a diary takes a little extra time and effort, but I think the rewards I reap are worth every second of it. No matter how sharp your memory is (mine certainly leaves a lot to be desired, and needs all the help it can get), a diary can help you relive those cherished times spent with a fly rod in your hand.


A diary certainly need not be a literary work of art. Put things down in your own words. I strongly feel that those of you who have not been keeping a diary are missing out on one of the many facets of our fine sport. So, if you haven't already started keeping one, there is no time like the present.

---



*Bank-sipping trout feeding on duns.*

HARVEY ECKERT ILLUSTRATIONS



## *An invitation to join the Federation of Fly Fishers...*

Who are they? Those of you who joined us at the first meeting of our club last November will recall the program that was presented by Sarg Reynolds and Ed Hobbs of the FFF. We, at that time, were committed to club participation in this important organization.

When asked why should we join the response was, "If you and they do not get involved with protecting and improving your own fly fishing environment, there won't be any fly fishing in the future." The FFF has provided our audio visual aids for the last 2 meetings. No charge involved.

By our joining the FFF as a group the club benefits. Stan Hellekson, Fly Fishing Specialties, has volunteered to act as a collection point for membership applications. Please give your applications to him so the club will get credit.

On a more personal note, you will receive a patch for your vest or jacket, membership card, decals, and Flyfisher Magazine. Additionally, you will receive an annual invitation to the International Conclave at West Yellowstone and your own personal satisfaction that you are contributing to the future of fly fishing.

Morris Schlesinger

## ON THE STREAM

---

The Pleasures of a Diary  
by Jack L. Parker

I get a great deal of pleasure out of keeping a fishing diary. There are special memories written on almost every page. I started my first diary when I was 15 years old. Often in the dead of winter, I relive past experiences by reading through some of my diaries. There is a good deal of information to be had from them, but my entries, have never been of a scientific nature. In fact, in all my fly fishing years I have never taken the time or trouble to learn more than a couple of the Latin names of our stream insects. I just don't feel it is that important.

You can buy preprinted fishing diaries in many fly shops or by mail order, but I have never used one. They seem a little too cut and dried for my taste. My first diaries were written in any kind of notebook I could lay my hands on. For the last several years I have been using a more expensive, but much nicer notebook made by Quill Mark. These books are tastefully bound and fit in very well on book shelves.

If it were not for my diaries there would, most certainly, be many lost incidents I would not have been able to use in my writing.

Even though no one else will probably ever read them, I like my diaries to be as interesting as I can possibly make them. One way I do this is by entering as many anecdotes as I can. The following is an excerpt dated May 21, 1965: "Today I fished the meadow stretch of the B. River from noon until after 3 o'clock, without even the slightest hint of a fish. About 3:30 there was a fair hatch of Blue Duns. The trout were very selective, but after much hard work I caught three fair fish on a No. 16 Quill Gordon. Saw a large fish rise in mid-stream. For once, everything went right and he took the fly on my first cast, and it immediately zipped off upstream. At the end of its run it jumped. As the trout jumped I became so excited

---

I slipped on a rock, and fell in for an icy bath. Thankfully, it was Saturday and I needed a bath anyway. Naturally, the fish got off. I wonder who made the biggest splash. the trout or me? Oh well, that's the breaks. Maybe the fish will cooperate next time." Even though I have fallen in dozens of times since then, I can still feel the shock of that cold water every time I read this.

Pictures also have their place in my diary. You certainly do not have to have an expensive camera, or be an accomplished photographer for this kind of picture taking. What I like to do is record that special event, that nice fish before releasing it, or the first fish caught on a new rod. Anything I feel important enough to put on film. This has really added a great touch to my diaries. My wife goes along on many of my fishing trips. She does not fish, but really enjoys clicking away with a camera. She has never had any formal training, but is an excellent photographer, and we work together as a team.

While I was writing this, I checked through an old diary, and came across a photo and entry dated July 22, 1952, which reads: "Dad took this picture of me landing an 8 inch rainbow with my new rod. We were fishing the upper Owens River at Big Springs campground. That was the only fish I caught all day. I was using a No. 14 Adams." Because of the picture I remember that time as though it happened just last week. The rod was a birthday present from my parents, and became my faithful companion on the stream for many years.

I also carry a notebook and pencil in my fishing vest. Throughout my fishing day I will often stop long enough to jot down a few words of interest. These notes tend to keep things in the right perspective for my later, more in-depth entries in my diary. These notes contain things such as the time and kind of hatch, the kinds of bird and other wild life I see and the size of the fish I am lucky enough to catch before releasing them. You got it! It helps to keep me honest. After all, I am a fisherman.

---